

Administration
Report for the year,
1926-1927

Part. II: Irrigation works accounts
and statistical statements

Government

1928



Public Works Department
Bombay Presidency

Administration Report for the Year 1926-27

Part II

Irrigation Works

Accounts and Statistical Statements

[Price—Rs. 4 As. 11 or Rs. 9d.]

Digitized by M. H. Panhwar Institute of Sindh Studies, Jamshoro.

پاران ایم ایچ پنهور انسٹیٹیوٹ آف سنڈ اسٹڈیز، جامشورو.

BOMBAY

PRINTED AT THE GOVERNMENT CENTRAL PRESS
1928

Obtainable from the Superintendent of Government Printing and Stationery,
from the High Commissioner for India, 12 Green Park Gardens,
E. London; or through any recognized Book-seller



Public Works Department
Bombay Presidency

Administration Report for the Year 1926-27

Part II

Irrigation Works

Accounts and Statistical Statements

CONTENTS

PAGES

Diagram showing expenditure on irrigation works from loan funds and revenue. . . At the beginning of the Report.

NARRATIVE PORTION

I. General—	
A. Details of Direct Expenditure	i
B. Figures for Works for which Capital Accounts are kept	ii
C. Figures for Works for which no Capital Accounts are kept	iii
D. Review of Irrigation	iv
II. Sind—	
1.—Nature of inundation and rainfall	v
2.—Indus Right Bank Circle—	
(i) Works for which Capital Accounts are kept	v-x
(ii) Works for which neither Capital nor Revenue Accounts are kept	x
3.—Indus Left Bank Circle—	
(i) Works for which Capital Accounts are kept	x-xvi
(ii) Works for which neither Capital nor Revenue Accounts are kept	xvi
4.—Protective Embankments	xvi-xviii
5.—Indus River Commission	xviii-xxi
6.—Lloyd Barrage and Canals Construction—	
General remarks	xxi-xxii
North-Western Circle	xxii
Western Circle	xxiii
Rohri Canal Circle	xxiii-xxiv
Eastern Nara Circle	xxiv-xxv
Lloyd Barrage Circle	xxv-xxix
Withdrawals of water from the river Indus and its tributaries	xxix
7.—Miscellaneous	xxix-xxx
III.—Deccan and Gujarat—	
1.—Northern Circle—	
General remarks	xxx
(i) Works for which Capital Accounts are kept	xxx-xxxii
(ii) Works for which Capital Accounts are not kept	xxxii-xxxiv
2.—Central Circle—	
General remarks	xxxiv
(i) Works for which Capital Accounts are kept	xxxiv-xxxv
(ii) Works for which Capital Accounts are not kept	xxxv
3.—Deccan Irrigation Circle—	
General remarks	xxxv-xxxvii
(i) Works for which Capital Accounts are kept—	
(a) Works in operation	xxxvii-xli
(b) Works under construction	xli-xlii
(ii) Works for which Capital Accounts are not kept	xlii
4.—Southern Circle—	
(i) Works for which Capital Accounts are kept	xlii-xliiii
(ii) Works for which Capital Accounts are not kept	xliv
5.—Scientific Works—	
(a) Engineering questions that have arisen	xliv
(b) Special Irrigation Division	xliv-xlviii
(c) River Gauging	xlviii

ADMINISTRATIVE ACCOUNTS

Administrative Accounts, Public Works Department (Irrigation), Bombay	
Presidency including Sind	1-348
MO F 3—a	

	PAGES
STATISTICAL STATEMENTS FOR IRRIGATION WORKS, DECCAN AND GUJARAT	
Statement I-A—Statement showing size, command, length and cost of canals ..	350-355
Statement II-A—Statement showing details of catchment area, storage, command and cost of reservoir projects ..	356-359
Statement I-B—Capital Account of Irrigation Works for, and to end of, 1926-27 ..	360-375
Statement I-C, showing financial results of irrigation works for the year ending 31st March 1927. Realizations under main heads of revenue and working expenses ..	376-381
Statement II-C, showing general financial results of irrigation works for, and to end of, 1926-27 ..	382-385
Statement III-C, demands and realizations during the year 1926-27 ..	386-391
Statement IV-C, showing the financial results of irrigation works for 1926-27 based on assessments ..	392-397
Statement I-E, showing areas irrigated and average discharges and duty of water in regard to irrigation works during 1926-27 ..	398-403
Statement II-E, showing incidence of working expenses and assessed revenue on irrigation works during 1926-27 ..	404-407
Statement III-E, showing quantity and value of crops irrigated during 1926-27 ..	408-427
Statement IV-E—Comparative statement of irrigation and rainfall for the years 1925-26 and 1926-27 ..	428-433
Statement F, showing remissions on irrigation works for the year 1926-27 ..	434-435
Statement I-F, showing water-rates per acre in force during 1926-27 ..	436-440
Statement G, showing areas and water-rate assessments during 1926-27 according to the system of classification adopted in fixing the scale of water-rates ..	442-445
Statement H, showing operations of the year 1926-27 ..	446-451

STATISTICAL STATEMENTS FOR SIND

Statement I-A—Statement showing size, command, length and cost of canals ..	454-461
Statement I-B—Capital Account for irrigation works for, and to end of, 1926-27 ..	462-469
Statement I-C, showing the financial results of irrigation works for the year ending 31st March 1927. Realizations under main heads of revenue and working expenses ..	470-477
Statement II-C, showing general financial results of irrigation works for, and to end of, 1926-27 ..	478-481
Statement III-C, showing general financial results of irrigation works for, and to end of, 1926-27 ..	482-483
Statement IV-C, showing the financial results of irrigation works for 1926-27 based on assessments ..	484-487
General Abstract of financial results of irrigation works for, and up to end of, 1926-27 ..	488-508
Statement I-E, showing areas irrigated and discharges and duty of water in regard to irrigation works during 1926-27 ..	510-511
Statement II-E, showing incidence of working expenses and assessed revenue on canals during 1926-27 ..	512-515
Statement III-E, showing quantity and value of crops irrigated during 1926-27 ..	516-526
Statement IV-E, comparative statement of irrigation and rainfall for the years 1925-26 and 1926-27 ..	528-533

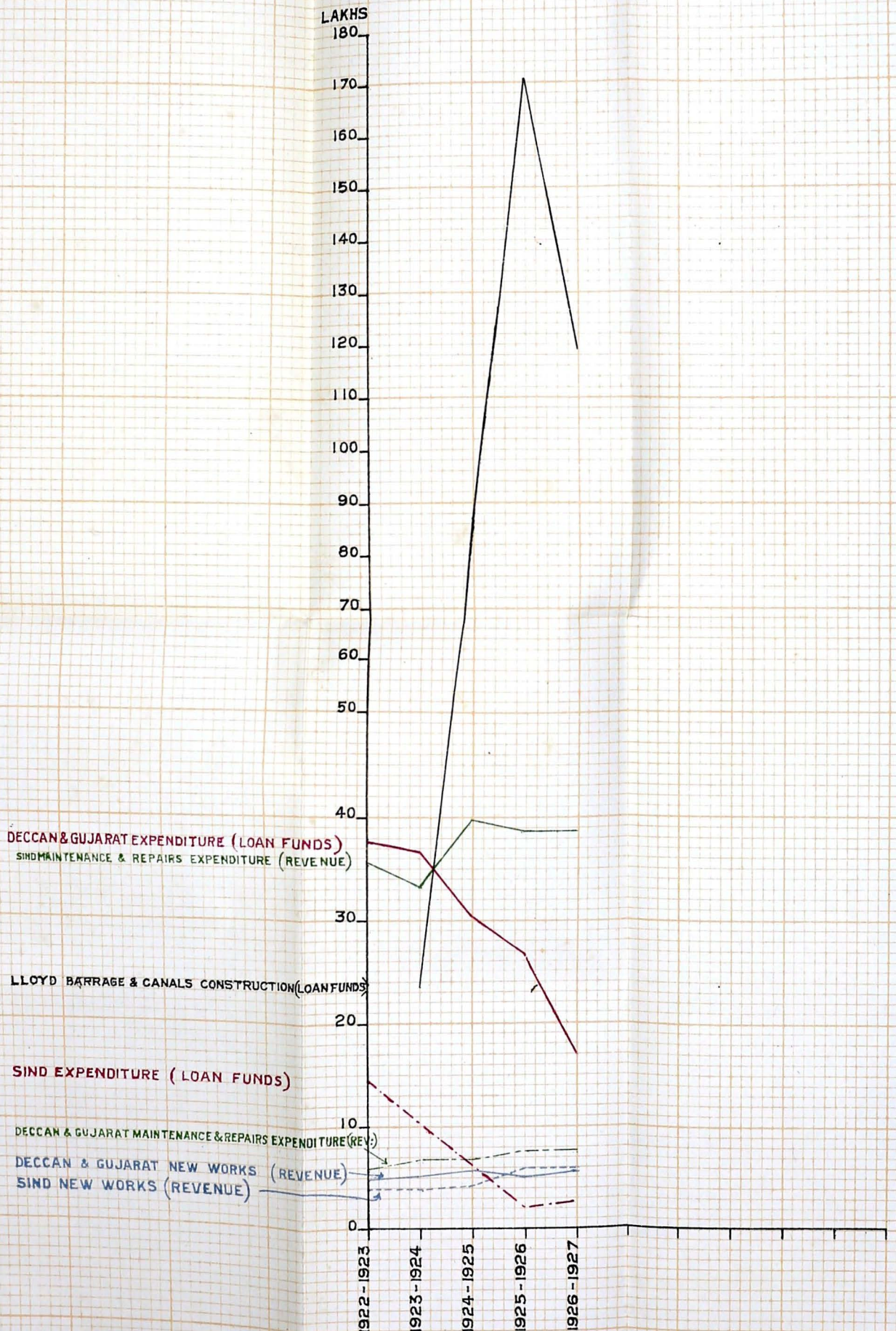
MAPS

Map of Deccan and Gujarat	} At end of volume.
Index map of Sind	
Map of Sind showing all areas irrigated by existing inundation canals	
Plan of Sind showing all areas to be irrigated by Lloyd Barrage and New Sind Canals	
	

LIST OF ILLUSTRATIONS

Head Regulator, Baghar Canal	Facing page viii.
North-Western Perennial Canal at Bagarji, mile 8 ..	} Facing page xxii.
Central Rice Canal, below Ruk at mile 20	
Wilson Dam at Bhandardara—Downstream view showing water issuing for irrigation from upper sluices	} Facing page xl.
Wilson Dam at Bhandardara—View showing architectural treatment	
Wilson Dam at Bhandardara—View showing the completed dam	

DIAGRAM SHOWING EXPENDITURE ON IRRIGATION WORKS IN THE PUBLIC WORKS DEPARTMENT FROM LOAN FUNDS & REVENUE



ADMINISTRATION REPORT OF IRRIGATION WORKS IN THE BOMBAY PRESIDENCY FOR 1926-27.

I.—General.

A.—DETAILS OF DIRECT EXPENDITURE.

1. In the year 1926-27 the direct expenditure (excluding collection charges) on all Irrigation Works throughout the Presidency amounted to Rs. 302½ lakhs compared with Rs. 331¾ lakhs in the previous year, and Rs. 247¼ lakhs, the average.* The total is classified and divided between the Presidency proper and Sind as follows :—

	Deccan and Gujarat.	Sind.	Total.
	Rs.	Rs.	Rs.
Works	21,79,931	1,26,78,943	1,48,58,874
Repairs	7,40,509	38,47,730	45,88,239
Establishment	16,10,089	43,53,570	59,63,659
Tools and Plant	57,539	6,98,437	7,55,976
Other charges	31,803	31,873	63,676
Gratuitous Relief
Suspense Account	5,11,229	5,11,229
<i>Deduct—</i>			
Receipts and recoveries on Capital Account ..	— 36,883	— 42,647	— 79,530
Receipts and recoveries on Revenue Account ..	— 247	— 1,078	— 1,325
Pensionary charges Voted	2,25,127	6,09,319	8,34,446
Interest Non-voted	27,56,909	27,56,909
Total ..	48,07,868	2,54,44,285	3,02,52,153

2. The distribution of the above expenditure under several Irrigation heads is given below :—

Heads.	Amount.	Remarks.
	Rs.	
<i>Capital Account—</i>		
Productive Works	1,91,79,975	
Unproductive Works	25,38,542	
	2,17,18,517	
<i>Revenue Account—</i>		
Productive Works	25,11,322	
Unproductive Works	30,52,270	
	55,63,592	
<i>Works for which no Capital Accounts are kept—</i>		
Works for which neither Capital nor Revenue Accounts are kept	28,04,055	
<i>Irrigation Works—</i>		
Contribution Works	27,037	
Miscellaneous Expenditure	98,156	
15-B-Navigation, Embankment, etc.	40,796	
Famine Relief outlay on Irrigation Works	
Grand Total ..	3,02,52,153	

* In this Report whenever the average is referred to it is the average of the last three years unless otherwise defined.

B.—FIGURES FOR WORKS FOR WHICH CAPITAL ACCOUNTS ARE KEPT.

3. The receipts on Capital Irrigation Works compared with the year's working expenses show a profit of Rs. 33,16,592 and Rs. 15,09,803 in Sind, and Deccan and Gujarat, respectively. If, however, interest charges on works in operation are taken into account the result shows a *profit* of Rs. 17,82,511 for Sind and a *loss* of Rs. 6,87,863 for the Deccan and Gujarat.

Class of Works.	Direct receipts.	Indirect receipts.	Total direct and indirect receipts.	Direct expenditure.		
				Capital.	Working expenses (including the share of collection charges).	Total.
	Rs.	Rs.	Rs.	Rs.	Rs.	Rs.
WORKS FOR WHICH CAPITAL ACCOUNTS ARE KEPT.						
Productive { Deccan and Gujarat ..	4,430	10,246	14,676	5,166	3,211	8,377
{ Sind ..	2,89,737	55,72,598	58,62,335	1,91,74,809	28,44,668	2,20,19,477
Unproductive { Deccan and Gujarat ..	30,09,489	10,174	30,19,663	24,11,424	15,21,320	39,32,744
{ Sind ..	1,00,619	19,05,319	20,05,938	1,27,118	17,07,013	18,34,131
Total, Deccan and Gujarat ..	30,13,919	20,420	30,34,339	24,16,590	15,24,531	39,41,121
Total, Sind ..	3,90,356	74,77,917	78,68,273	1,93,01,927	45,51,681	2,38,53,608
Grand Total, Deccan and Gujarat and Sind, 1926-27 ..	34,04,275	74,98,337	1,09,02,612	2,17,18,517	60,76,212	2,77,94,729
Grand total, average ..	30,63,673	74,38,389	1,05,02,062	1,67,18,139	55,91,560	2,23,09,699

4. The area irrigated under works for which capital accounts are kept was 3,696,500 acres which shows an increase of 14,600 acres as compared with the average. In Sind there was an increase of 24,600 acres while in the Deccan and Gujarat there was a decrease of 10,000 acres.

—	Area.			Value.		
	1926-1927.	Average.	Difference.	1926-1927.	Average.	Difference.
<i>Productive.</i>	Acres	Acres	Acres	Rs.	Rs.	Rs.
Deccan and Gujarat ..	3,044	2,845	199	1,72,182	1,21,698	50,484
Sind	2,586,781	2,594,953	— 8,172	6,81,73,564	7,10,22,900	— 28,49,336
Total ..	2,589,825	2,597,798	— 7,973	6,83,45,746	7,11,44,598	— 27,98,852
<i>Unproductive.</i>						
Deccan and Gujarat ..	269,120	279,356	— 10,236	3,98,93,004	4,38,12,552	— 39,19,548
Sind	838,622	804,799	33,823	2,39,16,263	2,79,57,017	— 40,40,754
Total ..	1,107,742	1,084,155	23,587	6,38,09,267	7,17,69,569	— 79,60,302
Grand Total ..	3,697,567	3,681,953	15,614	13,21,55,013	14,29,14,167	— 1,07,59,154

C.—FIGURES FOR WORKS FOR WHICH NO CAPITAL ACCOUNTS ARE KEPT.

5. These are works for which neither Capital nor Revenue accounts are kept or miscellaneous works. The receipts on these works are principally in the form of a share of the land revenue and are termed "Indirect" and as such are book credits, so that figures of revenue appearing in the Finance Accounts, as distinguished from the statistical statements accompanying the Irrigation Administration Report, are very small, being for direct revenue only, *viz.*, proceeds from sale of water, etc. The following statements give a comparison of the figures for this year and the average :—

Class of works.	Revenue.			Expenditure.	Net Revenue.
	Direct.	Indirect.	Total.		
	Rs.	Rs.	Rs.	Rs.	Rs.
WORKS FOR WHICH NO CAPITAL ACCOUNTS ARE KEPT					
Works for which neither Capital nor Revenue Accounts are kept.					
Deccan and Gujarat ..	69,081	6,16,826	6,85,907	9,12,457	— 2,26,550
Sind ..	26,857	10,51,303	10,78,160	20,48,549	— 9,70,389
Total for 1926-27 ..	95,938	16,68,129	17,64,067	29,61,006	— 11,96,939
Average total ..	68,417	16,31,112	16,99,529	25,79,847	— 8,80,318
Miscellaneous Irrigation Expenditure.					
Deccan and Gujarat	47,350	— 47,350
Sind	50,806	— 50,806
Total for 1926-27	98,156	— 98,156
Average total	72,914	— 72,914
15-A (3) Miscellaneous
15-B-Navigation	40,796	— 40,796
Grand total for 1926-27 ..	95,938	16,68,129	17,64,067	30,99,958	— 13,35,891

Class of works.	Area.			Value of crops.		
	1926-1927.	Average.	Difference.	1926-1927.	Average.	Difference.
	Acres	Acres	Acres	Rs.	Rs.	Rs.
WORKS FOR WHICH NEITHER CAPITAL NOR REVENUE ACCOUNTS ARE KEPT						
Deccan and Gujarat ..	157,670	154,620	3,050	83,31,886	70,97,407	12,34,479
Sind	81,625	88,232	— 6,607	27,51,246	22,80,068	4,71,178
Total ..	239,295	242,852	— 3,557	1,10,83,132	93,77,475	17,05,657

D.—REVIEW OF IRRIGATION.

Description of Irrigation.

6. The Irrigation works are divided into two distinct spheres, *viz.* (1) Sind and (2) Deccan and Gujarat. In Sind the rainfall is usually negligible and the canals depend upon the river Indus, fed from its own upper reaches and by its tributaries for their supplies. The great majority of the canals are inundation canals, *i.e.*, they flow only when the river is high, the water level in the Canal depending on the natural river level, and for the remainder of the year are dry. On an average the period of flow of these canals may be taken as from the 15th June to 30th September. For the rest of the year cultivation is restricted to areas served by wells, or to lands which have been flooded during the inundation season. When the Lloyd Barrage Scheme, which is under construction, comes into operation, perennial irrigation will displace the present precarious inundation supply throughout that large area of Sind commanded by this Scheme. It will then be possible throughout the year to raise the river level at the heads of the new canals to the necessary height thereby ensuring to the fields a constant and fixed supply of water in lieu of the present uncertain one.

7. In the Deccan and Gujarat rainfall is available for agricultural operations but it is often precarious. Tanks and canals provide irrigation to valuable crops like sugarcane and they are a source of supply to other crops also when the rainfall is deficient or irregular. The large irrigation systems in the Deccan are all of the same type. Each depends upon a storage lake near the head of one of the river valleys, where sufficient water is collected during the monsoon to supply, throughout the rainless period of the year, the country on either side of the river-valley below.

Inundation and Rainfall in Sind.

8. The inundation of 1926 was on the whole a good one. The rainfall during the season was well above the average and was generally well distributed and beneficial to the crops.

Irrigation and Rainfall in the Deccan and Gujarat.

9. In the Deccan the year on the whole was a favourable one. The monsoon opened well and there was timely rainfall throughout the season. In Gujarat the year was marked by plentiful and well distributed rainfall.

Area irrigated and gross revenue.

10. The area irrigated in Sind during the year was about 3·5 million acres as against 3·3 million acres in the previous year and the gross revenue amounted to Rs. 89·5 lakhs as against Rs. 82·9 lakhs for 1925-26.

11. The total area irrigated in the Deccan and Gujarat was 429,800 acres as against 454,300 acres in the previous year and the gross revenue amounted to Rs. 35·5 lakhs as against Rs. 34·5 lakhs for 1925-26.

II.—Sind.

1. NATURE OF INUNDATION AND RAINFALL.

Inundation.

12. The inundation of 1926 was on the whole a good one. The fair irrigating level of 13 feet on the Bukkur Gauge was first reached on 3rd August or 27 days later than in 1925. This level of 13 feet and above was maintained for 44 days as compared with 32 days in 1925, 50 days in 1924, 16 days in 1923 and 33 days, the average. The fair irrigating level of 17 feet on the Kotri Gauge was first reached on 21st July, i.e., 24 days later than in 1925 and this level and above was maintained for a period of 68 days as compared with 76 days in 1925, 86 days in 1924, 76 days in 1923, and 79 days, the average. The highest recorded levels during the year were 15·3 and 22·7 feet on 21st August and 5th September on the Bukkur and Kotri Gauges respectively as compared with 15·7 and 22·1 feet in 1925 and against the maxima of 17·9 feet and 23·8 feet respectively on these two gauges.

Rain fall.

13. The rainfall during the season was well above the average and was generally well distributed and beneficial to the crops.

2. INDUS RIGHT BANK CIRCLE.

(i) *Works for which Capital Accounts are kept.*

Desert Canal.

14. The canal was opened on the 30th May 1926 with a gauge reading of 4·4 feet at Head Regulator. It ceased to flow on the 6th November 1926. Full supply level of 9·0 or over was maintained in the canal for 44 days against 29 of last year. The set of the river feeding the dhand from which the Desert canal takes its supply was very favourable throughout the Abkalani. The cultivation on this canal system was on the whole good.

15. The Adiowah did not flow long as it was opened on 18th July and stopped flowing on 23rd September 1926 with Bukkur reading 8·6 as the river at the head of Shahwali dhand had receded. It is therefore proposed to have a new cut to the Adiowah from the Desert main dhand. Owing to deficiency of water supply, some karias ex-Desert canal between the head regulator and Drakhan regulator were opened. The highest gauge reading was 5·6 feet on 19th August 1926.

Unharwah.

16. The Unharwah was opened on 30th May with a gauge reading of 5·2 feet at the Tori stop gate. It ceased to flow on 11th November. The highest gauge reading below Tori stop gate regulator was 10·2 feet against 10·3 feet last year. Owing to deficiency in the canal during June and July, rotations were resorted to. The cultivation on the whole was good.

Begari Canal.

17. The Begari canal was opened on the 3rd June 1926 with a gauge reading of 0·3 feet above the Bunda. It ceased flowing on 3rd December 1926. In the beginning of the Abkalani, supply in the Begari had to be supplemented by giving a new cut from the river through some borrow pits. This supplementary cut brought a very good supply in July. Full supply level, *viz.*, 12·0 feet and over was maintained for 64 days against 24 days in 1925. The Rabi head was opened on 28th September 1926. The canal had a maximum discharge of 8,737 cusecs against the designed discharge of 6,900 cusecs. The cultivation on the whole was good. The rains in August helped the standing crops to a very great extent.

18. The Choi branch worked well, there being a good supply in the canal itself as well as in its distributaries. It ceased to flow on 10th October 1926.

Mahiwah.

19. The Mahiwah was opened on 6th June 1926 with a gauge reading of 7·4 feet. It flowed for 117 days against 115 days in the previous year. The Mahiwah system worked very well throughout the season. No great necessity for Kharif rotations was felt, but rabi rotations were allowed from the middle of September until the canals ceased to flow.

Sehar Canal.

20. The Sehar canal was opened on 6th June 1926 with a gauge reading of 5·9 feet and worked well throughout the season. It finally ceased to flow on the 30th September 1926. To improve the supply in the Seharwah, proposals for cutting off bad bends, widening the canal and constructing a cross regulator are under consideration.

21. The dhand feeding the Masuwah was cleared so as to give a better supply to the latter. It flowed well throughout the season, but on account of adverse set of the river, its mouth silted up in September and the canal ceased to flow on 23rd September. The kharif crop did not, however, suffer and rabi rotations were given by supplying water from the Mahiwah.

22. The Maharowah takes off from the Masu dhand. A cut to feed this canal had been excavated last year through the Masuwah which greatly improved its condition. The canal was cleared last year so as to correspond with six feet at Bukkur gauge and a "Bunda" was put at the junction of the old Maharowah and the new diversion, both of which helped to give better flow to the tail of the canal. The canal as a whole worked satisfactorily. It was opened on 18th June with a gauge reading of 3 feet and stopped flowing on 24th September. It flowed for 98 days against 62 days in the previous year.

Sind Canal.

23. The Sind canal was opened on 2nd June 1926 with a gauge reading of 5·5 feet. In the beginning of the season it was feared that owing to active river erosion about a mile above the canal, the upstream mouth of

the dhoro feeding the canal would be silted up, but on the contrary the bed of the dhoro scoured in August and September and became a large bye-river. There was active erosion at the head of the new feeder which supplies water to Mirzawah which carried away the old head regulator over this new feeder.

Rajib, Chitti and Garang Canals.

24. The Garang and Chitti canals take off from the Sukkur canal feeder and the Rajib direct from the Indus. The Garang began to flow on 18th July with a gauge reading of 2.0 feet and ceased to flow on 18th September. The Rajib flowed on 2nd June with a gauge reading of 3.3 feet and ceased to flow on 30th September. The Chitti flowed on 3rd June and stopped flowing on 25th September. Owing to late rise of water, comparatively very little rice cultivation was done. It is expected that dry kharif and rabi will on the whole be good except in the case of Garang where the crops are expected to be fair. The question of widening and extending these canals is under consideration.

Garkino Canal.

25. The Garkino canal was opened on 15th July 1926 with a gauge reading of 1.8 feet. The canal worked satisfactorily. With rotations on the rabi regulator a vast area was flooded for rabi. The canal ceased to flow on 2nd October. No flood water entered the canal this year.

Ghar Canal.

26. A new feeder was excavated during the year to the Ghar dhand one mile below the head of the bye-river, but owing to low river during the whole of June, the feeder did not give sufficient supply. In the first week of July the main current of the river being close to the head of the feeder, erosion took place causing silting of the channel and consequently falling off in discharge. To stop further silting, scrapers and boats were utilised from 29th July up to 30th August with fairly successful results. The Arab dhoro which takes off from the river about 9 miles above the Ghar has been cleared and widened this year to act as a main feeder to the Canal instead of the feeder excavated in 1925-26 and is so far working satisfactorily. On account of the river being low and the mouth of the bye-river at the head of the Ghar dand being unfavourable, the canal which was opened on 1st June ceased flowing on 6th June. It again flowed from 20th June but the water supply in the canal was inadequate until the middle of July. It finally ceased to flow on 3rd October. The gauge at the head recorded full supply level of 11 feet for 22 days against nine days during the last year.

27. The Fordwah was opened on 8th June when Bukkur read 6.2 feet. It worked satisfactorily throughout the whole abkalani, the river at the mouth of the canal being most favourable. The canal was regulated from second week of August to end of third week of September owing to the Ghar canal running at and above full supply level. It ceased flowing on 26th September,

28. The Naurang and Nurwah, the two main branches into which the Ghar canal bifurcates worked well. The two main branches of the Naurang Canal, viz., the Guth and Chilo also worked satisfactorily.

29. The Kur Dato is another large branch, $26\frac{1}{2}$ miles long taking off at mile $37\frac{3}{4}$ of the Ghar canal. It was opened on 9th June. On the whole the supply was fairly satisfactory.


30. The Nasrat Kado first flowed on 22nd June. As this canal depends directly on the new feeder to the Ghar dhand its fate was the same as that of the Ghar itself in the upper reach. To help the rabi lands above the 9th mile regulator of this canal, special rotations were given twice in the month of September. The gauge at head recorded the full supply level of 10 feet and over for 12 days against 5 days during the last year.

Sukkur Canal.

31. The Sukkur canal has two heads, one for kharif called the Rahuja Head and the other for rabi called the old head. The former gets its supply from the bye-river which takes off the river about 15 miles above Sukkur, while the latter takes off direct from the river just above the Lansdowne Bridge at Sukkur. There was no trouble of silt in the bye-river. The low level of water in it was chiefly due to the unfavourable set of the river and to the silting of dhoro, which usually discharge in the channel. The bye-river has been widened and deepened this year to give the required discharge. The supply in the canal was deficient in the beginning when the river was low but it improved to some extent with the rise in the river. The full supply level of 17 feet at the Shikarpur road bridge was recorded for only four days against 22 days in the previous year. To help the standing crops to mature, when the river fell early in September, the rabi head of the canal was opened on 20th September to supplement the supply. Rotations were resorted to at the Ghanghra regulator for the benefit of the kharif crops.

Western Nara.

32. The Western Nara was opened on 1st June with a gauge reading of 6.7 feet on the head regulator. It reached its designed full supply level on the 6th August and remained at and above that level for 43 days up to 17th September when the river fell off gradually. Owing to the late rise of the river, rotations were given to save the seedlings and to help cultivation in the Mehar and Kakar talukas. The abkalani on the whole was very good excepting in the Mehar sub-division where the supply had to be increased by rotation of karias. There was, however, good rabi cultivation. Erosion in the river continued to threaten the head regulator and therefore another regulator was constructed at mile $3\frac{1}{2}$ of the Western Nara, i.e., about nine miles below the present head. The "bunda" constructed at Chario Wahur to restrict supply flowing to the Manchar and thereby preventing the kharif cultivation in the tail of the Nara from getting submerged proved beneficial. The silt clearance experiment in the Kakolwah was repeated but the result was not satisfactory as the tail reach did not derive any benefit therefrom.



Head Regulator, Baghar Canal.
6 Spans of 25 Ft. each, R. L. of Pavement 17.6.
Downstream View.

Pritchard Canal.

33. The Pritchard canal was opened on 3rd June. In the beginning of the abkalani there was some danger of river erosion at its head, but during the inundation season the current of the river diverted to the left bank leaving a very good deep dhand which worked very satisfactorily. The masonry gap continues to produce excellent results. The full supply level of 10 feet and over was obtained for 40 days.

Pinyari Canal.

34. The Pinyari Canal commenced flowing on 23rd May with Kotri reading 11·9 feet. In June the river was low. A rotation was therefore allowed at Daro regulator. The river rose favourably after July. The general condition of the crops was excellent. The improvements already carried out to the canal by means of removing bends from the river to Daro and groyning at wide places have done much good. A project for remodelling the whole system is under consideration.

Baghar Canal.

35. The Baghar canal commenced flowing on 15th May and ceased to flow on 12th December. Owing to very heavy rain on 2nd September the Abad Baphi burst at mile 1/0; the breach could not be closed and water began to top the Baphis almost everywhere resulting in uncontrollable breaches in Baphis Halla Manda and Dhumani West. The breach water was, however, carefully diverted to waste land *via* Makli Hills and thus the damage to crops was minimized. The kharif crop on the whole was very good where it was not ruined by the flood water, and there was good rabi in the flooded tracts. Hitherto the head of the Baghar was uncontrollable and the banks being weak there was no safety at all. With the head regulator, which has now been completed and the bunds that are being constructed on both sides of the canal, the Baghar tract will be secure from floods and will improve. A project for further remodelling of this system is under consideration.

Kalri Canal.

36. The Kalri canal commenced to flow on 1st June with Kotri Gauge reading 13·6 feet. The canal on the whole worked satisfactorily, flowing for 122 days. All canals under this system worked well with the exception of two or three small branches where the tail supply in the beginning was deficient owing to silt trouble, which has been remedied. The kharif crops were good where they were not flooded by breaches in the Baghar Baphi and there were good rabi crops in the flooded area. A project for remodelling the system is under consideration.

Sattah Canal.

37. The Sattah canal began flowing on 31st May when Kotri read 13·6 feet. It obtained full supply level on 21st August and finally stopped flowing on 17th of October. Deficiency was experienced at the tail and on the Rajwah branch. A project for remodelling the system is under contemplation. Rotations were resorted to at the beginning of the abkalani

to save seedlings at the tail and on the Rajwah. Cultivation on the system was generally good.

(ii) *Works for which Capital Accounts are not kept.*

38. The following are the principal works which were completed or were in progress during the year under report :—

Karachi Canals Division.

	Amounts spent.
Raising and strengthening Mulchand-Shahbunder Bund, miles 42/0 to 52/0	Rs. 20,069
Extension of Khanto tail embankment	39,987
Raising Belo Garko Baphi from mile 1/1 Baghar left bank to Hala Manda right bank upto Baghar connecting bund	21,668
Constructing connecting bund from Dhumani East Baphi left bank Baghar to Hala Manda Baphi right bank Baghar	22,033
Constructing new Sonda Taraki loop	54,497
Constructing Belo Garko Tanka loop	30,026
Constructing New Abad Marho loop	1,51,976

Western Nara Division.

Constructing loop from mile 99/4 to Chario ..	47,074
---	--------

Shikarpur Canals Division.

Providing trenching bund to Arain loop ..	36,159
Constructing a trenching bund to Satabani loop ..	41,688

3. INDUS LEFT BANK CIRCLE.

(i) *Works for which Capital Accounts are kept.*

39. The canals in the Indus Left Bank Circle fall under two groups, viz. : (a) the Eastern Nara System (b) Canals taking off direct from the Indus.

Under (a) are the Nara river and the Jamrao, Mithrao, Khipro, Thar and Hiral Canals, all of which except the Khipro Canal, which flows during the inundation only, are semiperennial. The Thar and Hiral Canals are, however, closed on 1st December every year to save the land under their command from being water-logged.

Under (b) are the Dad, the Nasrat, the Fuleli, the Hassanali and a large number of small canals which are classed as inundation canals. The Fuleli receives a very fair rabi supply.

(a) THE EASTERN NARA SYSTEM.

Nara Supply Channel.

40. The Nara Supply channel is an artificial cut 12 miles in length taking off the river on its left bank above Rohri and joining the Nara, an ancient course of the Indus. Its discharging capacity is about 20,000 cusecs during high inundation. The Nara river below the supply channel

has no regular banks and as soon as the discharge in it exceeds 5,000 cusecs the water begins to overtop the banks and touches the Flood Diversion Bund on the east and hills on the west.

41. On the whole the Eastern Nara Supply channel worked very satisfactorily during the season and showed a marked improvement over the previous season. The exclusion of flood-water by maintaining the Flood Diversion Bund intact, the successful working of cuts Nos. 2 and 3 of the Nara and the work of the dredger in deepening the channel have contributed greatly to the better working of the channel. There were the usual heavy silt deposits below the 10th mile and the dredger was usefully employed in removing these and maintaining a good working channel.

42. The maximum discharge was 17,779 cusecs with a gauge reading of 23·0 feet upstream and 22·4 feet downstream on 28th August 1926 as against 20,493 cusecs observed last year on 8th August 1925 with a gauge reading of 23·5 feet upstream and 22·8 feet downstream.

43. The minimum discharge was 215 cusecs with a gauge reading of 5·5 feet upstream and downstream on 23rd March 1927 against 14 cusecs on 10th March 1926 with a gauge reading of 5·3 feet upstream and downstream.

The Nara.

44. The length of the Nara from the end of the Nara Supply channel to the Jamrao Head Works is about 96 miles and from the Jamrao to the Thar weir 107 miles. It commands over 500,000 acres of culturable land. The area cultivated during the year on the Nara was about 52,118 acres against 43,931 acres of the last year and 45,405 acres, the average.

45. The inner bunds which give trouble when the downstream gauge at Makhi exceeds 14 feet have been further strengthened this year and it is expected that more water can now be passed with safety. The Makhi dhand is situated above the Mithrao head. It is fed from the Nara canal through the Moorhal and Baghdad sang sluices. These sluices are opened if necessary when Jamrao is closed for scouring its approach channels and to reduce pressure on the new bunds between Jamrao and Makhi weir. But in spite of this and the good rainfall this year, the level in the dhand did not rise high enough and dried up early in November.

Jamrao Canal.

46. The Jamrao Canal was closed on the 30th August and the undersluices fully opened for the purpose of scouring the approach channel for 8 days. The operation of scouring the silt was done successfully. Apart from this occasion the undersluices were kept closed and all regulation was done at the weir regulator. The maximum discharge measured in the Nara above the weir was 10,816 cusecs on 17th September 1926 and the minimum was 287 cusecs on the 15th February 1927.

47. The area cultivated during the year was about 216,975 acres against 198,847 acres of last year and 214,344 acres, the average. The area under cotton during the year was about 115,270 acres

against 118,897 acres of last year and 118,035 acres, the average. The rainfall was above the average and beneficial to kharif crops. There was practically no rain during the rabi season. The total area cultivated under Adhawa crop was 1,284 acres against 1,030 acres cultivated last year. The increase is due to better supply during the season under report. The kharif area sown was 186,043 acres against 184,042 acres cultivated last year. The area sown under rabi was 30,640 acres against 14,805 acres of last year. The increase is due to better water supply in the beginning of the season although the outturn was less than normal as the supply was not sufficient at the end of the season.

Mithrao Canal.

48. This is a semi-perennial canal taking off the Nara above Makhi regulator. The canal worked with rotations almost throughout the season except during the rainy period and when the river was at its height during August and September. This is a direct result of the satisfactory working of the moduled distributaries and making better distribution possible. Several direct outlets were stopped this year, though some of them were again allowed as a temporary measure owing to deficiency in the Makhi Right and a low supply at the tail of the Kandiyari minor. A silt trap at the head of Makhi Right was made to eliminate the silt entering the canal, and the Kandiyari Minor has been regraded and a raised level supplied at the tail.

49. The Makhi Left distributary and Chotiari minor worked satisfactorily. The Makhi Right distributary worked as an inundation canal as usual without rotations. It began to flow late owing to late rise of water in the river. It got its full supply from 19th July to 2nd October.

50. The 9th mile right and left Bank branches worked satisfactorily. The 9th mile left branch has been regraded and its tail portion which hitherto had to be fed by a direct mouth from the Mithrao got its supply quite satisfactorily from the distributary itself. The question of providing modules in place of existing submerged sluices is under consideration. The Santor Minor which takes off from the 9th mile left bank branch worked satisfactorily. The Kandiyari minor which takes off from the 9th mile Right bank branch worked well but as the hydraulic gradient was steep the water level at the tail did not compare favourably with that in the Mithrao. Regrading of this minor has since been carried out.

51. The 30th mile left bank distributary worked well and had continuous supply without rotations for 2 months.

The 30th mile right bank distributary is practically a lift canal and worked fairly satisfactorily.

52. The 45th mile left bank distributary worked very well right upto the tail. All the karias on this distributary have been provided with modules.

53. The area cultivated on the Mithrao was 109,986 acres as compared with 100,503 acres last year and 103,627 acres, the average.

Khipro Canal.

54. The Khipro canal takes off from the right bank of the Nara. It is purely an inundation canal. It was opened on 1st June with a gauge reading of 0·9 feet at head. The highest gauge reading this year at its head was 4·8 feet. Internal rotations were carried out as usual but water went only up to the 13th mile. Necessary clearance was done.

55. The cultivation during the year on this canal was 5,709 acres against 4,477 acres of the last year and 4,476 acres, the average.

Thar Canal.

56. The Thar canal was opened on 8th May but owing to deficient water supply due to late rise of the river water was given in rotation of 2 sets of 3 days each with 2 days closure for collection at Thar weir upto the beginning of August. The water supply having increased subsequently the period of rotation was increased to 4 days and the collection period reduced to one day. As there was good rain and more water became available the collection was altogether stopped from 17th August to 28th September. All the branches and distributaries got their proportionate share of water by these rotations. Karias on 3rd and 7th mile distributaries were reduced so as to give designed discharge.

57. The cultivation during the year was about 42,684 acres against 36,282 acres of the last year and 41,820 acres, the average.

Hiral Canal.

58. The Hiral canal was opened on 8th May. Rotations similar to those described for the Thar canal were given.

The cultivation during the year was about 13,330 acres against 11,506 acres of the last year and 12,007 acres, the average.

*(b) CANALS TAKING OFF DIRECT FROM THE INDUS.**Nasrat Canal.*

59. A new cut from the river was given to the Lundi feeder, 2 miles in length and joining the old cut at Taki 46. The new cut with very favourable conditions at its head promised to be a turning point in the life of the Nasrat and actually did fulfil all expectations by bringing a very satisfactory supply into the canal which continued flowing without any break until Bukkur went below 2·0 feet.

60. The Nasrat canal was opened on 23rd May and ceased to flow on 7th November. Judicious rotations were carried out in the months of June and July to save the standing crops.

61. The cultivation during the year was about 112,428 acres against 85,889 acres in the last year and 87,175 acres, the average.

62. An allotment of new land to the extent of about 362 acres was made during the year.

Naulakhi Canal.

63. The Naulakhi canal was opened on 25th May and ceased flowing on 19th October. It worked fairly well on the whole and received full

supply level for 40 days and 36 days at Darbello and Tharushah bridges respectively.

64. The area cultivated during the year was about 37,103 acres against 54,117 acres in the last year and 52,581 acres, the average.

Dambhro Canal.

65. The Dambhro canal was opened on 28th May and with all its branches practically gave no trouble. It worked satisfactorily on the whole and stopped flowing on 30th September. It received full supply level for 54 days.

66. The area cultivated during the year was about 9,923 acres against 14,664 acres in the last year.

Dad Canal.

67. The Dad canal was opened on 25th May and ceased flowing on 13th November. Owing to a low river in the beginning of the season rotations were carried out in June and July but during the months of August and September, the supply was excellent without rotations. It maintained full supply level for 65 days at its head.

68. The cultivation during the year was about 108,475 acres against 115,022 acres in the last year and 130,698 acres, the average.

69. The construction of regulator at mile 65 of the Dad was started and a sum of Rs. 6,624 spent during the year.

70. An allotment of new land to the extent of about 20 acres was made during the year.

71. The Ren distributary takes off from the Dadwah at mile 47/4 right bank and irrigates most of the tract formerly watered by the Renwah and other canals. The distributary can get full supply level by closing the cross regulator at 50th mile of the Dadwah and has the advantage of rotations when the supply in it is insufficient and the water level low. The total length of the distributary including its minors is 38.4 miles. It is provided with three regulators. The distributary started to flow on 5th June and ceased to flow on 13th October and on the whole the supply in it was satisfactory and the crops irrigated were fully matured.

72. The cultivation during the year was about 9,152 acres against 8,550 acres in the last year.

Fuleli Canal.

73. The new Fuleli Canal takes off from the river near Jamshora village, 5 $\frac{3}{4}$ miles from Hyderabad. It is an old tributary of the Indus and is 81 miles in length. There are many sharp bends hence erosion of banks at high water. Such portions have as far as possible been provided with stone or wooden groynes to prevent scour. The head is very favourable and can flow with 2 feet at Kotri and gets a perennial supply. The maximum and average discharges were 10,858 cusecs and 6,332 cusecs respectively.

74. The head regulator with the new regulating apparatus was very much easier to work and water could be reduced quickly. Deficiency

was felt in the first two months of the abkalani and rotations were carried out at Alipur. The earthwork in connection with the raising of the banks of the canal from head to mile 81/2 was completed and the work of remodelling the Mithnawah and Shadiwah distributaries was in progress. The survey for remodelling the branches of the Fuleli was also in progress.

75. The area irrigated during the year was about 420,000 acres against 445,924 acres in the last year and 430,629 acres, the average.

76. The old Fuleli has no head regulator but has a cross regulator in the 9th mile at Nareja. In the beginning of the season the Nareja regulator was tightly closed so as to head up water for the requirements of the branch canals above it.

77. The maximum and average discharges were 2,694 and 1,921 cusecs respectively.

Hasanali Canal.

78. The Hasanali canal takes off from the Indus between Khairwah and Nurwah near Katiar. It worked very well even during the low level period. Water was given to high lands by closing cross regulators. This year groynes were constructed in the head reach and banks constructed to prevent the head of the canal being overtopped by river spill.

79. The area cultivated during the year was about 20,491 acres against 18,984 acres cultivated in the last year and 19,281 acres, the average.

Other Canals in the Fuleli Canals Division.

80. The canals in the Hyderabad Sub-division worked fairly well. Chandanwah and branches could not get water earlier than 6th July and therefore had to be given water from the old Fuleli by opening an old head of the Kangan Khadi in order to start cultivation operations. When the river rose it had more than sufficient water.

The canals in Katiar sub-division worked well in spite of the fall in the river towards the end of the season.

Canals in the Hyderabad Canals Division.

81. The following canal systems come under this Division :—

- (1) The Alibahar Kacheri.
- (2) The Great Marakh.
- (3) The Nasir.
- (4) The Sarfraz.
- (5) The Gharo Mahmudo.
- (6) The Kari Shumali.

With the exception of Ghaluwah, Great Marakh, and Gharo Rano, all the canals were seriously and adversely affected by the low river in the early part of the season. Wherever possible, various methods such as gupcher clearance of the head, etc., were resorted to in order to supplement the water supply to the canals. Fortunately the river rose steadily after the 15th July and maintained a good level until the end of the inundation.

This enabled the late season crops to reach maturity. Excellent and timely rainfall also helped the cultivation to a considerable extent.

82. The cultivation in the whole Hyderabad Canals Division (except the Ren distributary) was about 256,134 acres against 271,432 acres in the last year and 273,031 acres, the average.

(ii) *Works for which Capital Accounts are not kept.*

83. The Mehrab and other canals in the Nasrat Canals Division worked well during the year but the Renwah and other canals in the Hyderabad Canals Division suffered from deficiency of water supply.

4. PROTECTIVE EMBANKMENTS.

Kashmor Bund.

84. The flood touched the Haibat loop, 1896 loop and new Tori Cross on 2nd, 22nd and 28th June respectively and the Gouspur and Tori loops on 15th and 22nd July. All the leaks that occurred were promptly closed. The maximum flood levels at some of the important places along the bunds, viz., Gouspur loop at 0 mile, Tori bund mile $7\frac{2}{3}$ and new Tori Cross were 11'10, 11'50 and 10'30 feet respectively. There was heavy wave-wash along the Gouspur loop in the first six miles and new Tori Cross bund which were protected by Tooas and mats to counteract the action of the waves. There was active erosion from mile $3\frac{1}{6}$ of 1896 loop towards the Begari head. More than $\frac{3}{4}$ th of a mile opposite the Begari old head was eroded away during this abkalani. Several portions of the bund were wetted with satisfactory result by means of pumps.

Bunds in the Shikarpur Canals Division.

85. The level of water against the Adartakio loop was 4 feet higher than the highest level on record, and that against the 1910 loop was one foot above the previous highest level. The set of the river below Chak being on the left bank, water touched the bund only at low places. The Surfu, Arain and 1913 loops and four miles of Adartakio loop were very well soaked, while the Beechanji and Garang loops were not properly soaked owing to the set of the river being on the opposite side. There were a number of leaks in the 1910 Arain loop trenching bund and Beechanji loops, all of which were promptly closed. Two sluices in the Sukkur Begari Bund cracked very badly and became very dangerous, but mangulis were constructed in front and the sluices entirely closed. Water touched Satabani loop on 1st August and by 14th August it had risen to 7'3 feet. When the river was rising rapidly cuts were given to Loi loop and to both the banks of the new Feeder and of the Sind Canal which gave a good flow in advance of the rise. During the night of 12th August there was a heavy storm, causing erosion in a length of about 600 feet, the river coming to within about 400 feet of the front bund. Cuts were therefore given in the left bank of Colonel Fife's Channel and in the 1913 loop to let water in and against the Arain loop. Cuts were also given for the same purpose in the Loi loop and in both the banks of the new Feeder and of the Sind Canal. Two mangulis were constructed in front of sluices in miles 24/1

and 24/5 of the Sukkur Begari bund. A leak in the Arain loop which enlarged rapidly into a tunnel-like opening through the bund was closed before a breach occurred.

Ghar Bunds.

86. This year the river water touched the Saidabad Jhali bund from miles 8/4 to 11, and from miles 13 to 23/6. On 20th August a breach occurred in mile 19/2 and was closed on 8th September. River spill touched the Mitho Phulu bund at miles 37/7 to 50/2. One bad leak which was promptly closed occurred at mile 43/1 from spill water. There was slight erosion opposite miles 39/2 to 40/0 of the Mitho Phulu bund.

Western Nara Bunds.

87. The Abad loop was sand-trenched where the soil was bad. The flood level between miles 41 to 45 was abnormal and the bund not having been previously soaked gave a good deal of trouble. There were numerous leaks which were detected in time and closed. There were some leaks in miles 92/3 and 92/4. Sand coring was provided in places where considered necessary.

Flood Diversion Bund.

88. Water touched the entire length of the bund. There was a very bad leak at mile 9/0 which threatened to develop into a breach but by strenuous efforts it was eventually closed. There were a few small leaks which were closed in time to prevent breaches.

Bunds in the Karachi Canals Division.

89. When the river was at its highest, owing to very heavy rain, almost all the bunds were in danger of being washed away. The bund line on the whole with the exception of the Baghar Uchito bund, however, withstood the strain and the minor leaks which occurred were immediately closed. The breaches in the Baghar Uchito bund, caused much damage and destroyed a good deal of the standing cultivation in Ghorabari and Tatta talukas. Two breaches also occurred in the Kokawari main bund in front of the new loop but they did practically no harm as the flood water was effectively held up by the new Retired loop which had been wetted during the abkalani. A new retired loop (Abad Marho loop) is being constructed this year owing to active erosion of the river opposite it.

Bunds in the Nasrat Canals Division.

90. All bunds in the Nasrat Canals Division were maintained in good condition and there were practically no leaks or breaches. The work of constructing the new left bank river embankment 23 miles long was in progress.

Bunds in the Hyderabad Canals Division.

91. The Saidichar and Ren bunds are the only bund lines in the Hyderabad Canals Division. The Ren bund which is intended to prevent the country served by the Ren distributary ex Dad from being flooded is 3 miles and 3 furlongs in length. The Saidichar bund is 3 furlongs and

420 feet in length and is intended to prevent the country round about Sakrand from being flooded by the escape water from the Dad canal. No leaks or breaches occurred in these bunds.

River bunds in the Fuleli Canals Division.

92. The river spills spread against the whole of the Ghallian bund, Jamshora front bund, Gidu Malh bund and Hajipur bund. Due to high winds, all these bunds were subjected to wave-wash in exposed portions and were protected by juckwork. Day and night patrol was organized as usual and continued till the river fell to a safe level.

93. The Hajipur Bund has two loops, one at first mile and the second at 11th mile. At both of these places the river is very near to the front bund and the loops have been raised and strengthened this year. As the rear of the Hajipur bund, mile 14/0 to 14/7, was subject to very heavy wavewash owing to the 11th mile loop compartment being filled to a higher level than usual the rear slope has now been protected by a new Muhari.

5. INDUS RIVER COMMISSION.

Indus River Commission Works and their classification.

94. The expenditure on all the works including surveys carried out under the direct supervision of the Chief Engineer in Sind during the year under report was charged to "15-Other Revenue expenditure financed from ordinary Revenues-Works for which neither Capital nor Revenue Accounts are kept."

Survey of the Indus.

95. The Indus was surveyed from 34 miles above Kashmor to the bifurcation at the delta and portions of the two branches below the point of bifurcation, viz., the first 18½ miles of the Hyderi and 6½ miles of the Uchito were surveyed and plotted. The total length of the traverse survey done during the year was 1,005 miles against 1,082 miles last year.

Demarcation of District and State boundaries.

96. The work of maintaining the Bhawalpur, Khairpur and District Boundaries by keeping the base lines clear of jungle was done during the year. A part of the demarcation of a rectified boundary between the Hyderabad and Karachi Districts was carried out. The re-demarcation of the boundary between dehs Chach and Karampur in Taluka Sehwan and deh Sukhpur in Takula Sakrand in the Larkana and Nawabshah Districts respectively was also carried out.

Gauge Readings.

97. The daily observations of the Indus River discharges and guage readings were continued at Mithankot, Sukkur and Kotri all the year round, except at Mithankot where no observations were made for the latter half of June and the months of July and August as agreed upon with the Punjab authorities. The observations for velocity were taken from a boat or power launch which had fitted to it a boom and solid rod for lowering

the meter to the required depth. At Kotri during the low water season, the meter was lowered by means of the newly devised vertical rod. The vertical rod is simpler and more accurate than the solid rod, as the required depths are obtained directly and without the help of the boom. The new method is being tried at Kotri during the present abkalani season by means of a rack and pinion arrangement. If successful it is proposed to replace the boom and solid rod arrangement at the other discharge sites by this vertical rod arrangement. Gauge readings of the river were observed daily at 9 stations, twice a week at 6 stations and once a week at 6 stations.

98. The gauges are maintained for the purpose of fixing the high flood levels to be adopted for river embankments, recording the changes in the level of supply at canal heads and observing any permanent change in the water levels of the river.

Scientific Works and discharges of the Indus.

99. The discharge and other scientific observations were continued at Sukkur and Kotri as usual. The results will be published in the Indus River Commission records. The total monthly discharge at Sukkur during the inundation season and the maximum, minimum and average discharges of the year compared with the results of the previous four years are as follows:—

Month.	1922-23.	1923-24.	1924-25.	1925-26.	1926-27.
	Cusecs.	Cusecs.	Cusecs.	Cusecs.	Cusecs.
June	9,971,573	7,030,265	5,452,253	7,187,685	5,007,133
July	13,219,431	9,535,084	13,828,033	13,178,300	8,559,869
August	14,413,531	15,129,163	17,430,248	15,104,765	14,893,852
September	11,603,767	8,799,072	10,656,104	5,832,236	10,748,420
Total	49,208,302	40,493,584	47,366,638	41,302,986	39,209,274
Average discharge	403,347	331,915	388,251	338,549	321,388
Maximum discharge	591,797	633,466	750,000*	645,107	607,226
Minimum discharge June to September	168,815	112,600*	91,000*	106,653	122,193
Minimum discharge observed throughout the year.	32,449	29,356†	30,330	24,785	25,534

* Interpolated discharge.

† On 6th February 1924.

The discharge observations of the Indus at Mithankot below its junction with the Chenab were also taken as in the previous year.

Fleet.

100. The S.S. " Fateh Mubarak " to which heavy renewals of bottom plates had been done last year, was fitted up with a new boiler. Other repairs and fittings required to make the steamer suitable for touring purposes were also carried out.

Extensions and Improvements and Special Repairs.

101. The estimated cost of the works under these heads sanctioned or approved during the year, by the Indus River Commission for execution by the Executive Engineers and by the Commission is as follows :—

Division.	Extensions and Improvements.	Special Repairs.	Total.
<i>Indus Right Bank Circle.</i>			
	Rs.	Rs.	Rs.
Begari Canals Division ..	7,231	37,980	45,211
Shikarpur Canals Division ..	15,174	19,279	34,453
Ghar Canals Division	1,44,471	1,44,471
Western Nara Division ..	13,447	72,197	85,644
Karachi Canals Division ..	1,11,817	5,11,653	6,23,470
Total ..	1,47,669	7,85,580	9,33,249
<i>Indus Left Bank Circle.</i>			
Nasrat Canals Division ..	5,90,113	5,90,113
Hyderabad Canals Division ..	19,000	19,000
Fuleli Canals Division ..	1,43,495	1,43,495
Total ..	7,52,608	7,52,608
<i>Indus River Commission.</i>			
Karachi Buildings Division ..	26,031	26,031
Grand Total ..	9,26,308	7,85,580	17,11,888

Works under the direct control of the Indus River Commission.

102. The total expenditure incurred and accounted for by the Indus River Commission was :—

				Rs.
Works	10,360
Repairs	28,820
Tools and Plant	5,052
Grand Total	..			44,232

Erosion.

103. In the Shikarpur Canals Division during the last abkalani there was severe erosion opposite miles 18/2 to 19/5 of the Sukkur Begari Bund. A trenching bund to the Arain loop was constructed and a pumping plant installed so as to make it safe against a sudden rush of spill water in case the front bund was breached by the river. Erosion was also active opposite miles 27 to 29 of the Sukkur Begari bund, where the Satabani loop is the only line of defence.

104. In the Western Nara Division there was erosion opposite mile 100 to 100/5 of the Nara bund. The new loop of 1926 is now the line of defence. There was active erosion also at the head of Western Nara and the river approached very close to the head regulator.

105. In the Karachi Canals Division owing to active erosion the river came very close to the last mile of the Thahimani Abad loop. A new loop called the Abad Mahro loop was therefore constructed.

106. Erosion was also active at the head of the Baghar Canal and as the angle formed by the Baghar Uchito bund and the left bank of the Baghar was in danger, a loop called the Belo Tanka loop was constructed across the angle. The Right and Left Banks of the Baghar have been raised and made up to full bund section and the two banks have been joined by a connecting bund with a regulator in it.

6. LLOYD BARRAGE AND CANALS CONSTRUCTION.

General remarks.

107. The year under report is the second full working year for the execution of the Lloyd Barrage and Canals Scheme and was devoted to further surveys, levelling, aligning and designing of canals, excavation of canals both by dragline machines and manual labour, and preparation of detailed plans and estimates for earthwork and buildings. As regards the construction of the Barrage, the year was devoted to the completion of the service works and preliminary arrangements, collection of reserves of stocks of various materials such as lime, stone and the erection of all plant required for work in the river Indus. The first season's programme of permanent works in the river was carried out with complete success and the cofferdams, the largest of their kind ever constructed in India, were removed so that the floors of the five great canal head regulators are now permanently submerged with the main river flowing over their aprons. The masonry works constructed during the year on both banks of the Indus and which form part of the flanks of the Barrage proper have a combined river face of over 2,700 feet in length exposed to the main current of the river.

108. The whole scheme is divided for the purposes of this report into 4 sections:—

1. Right Bank Canals.
2. Left Bank Canals.
3. Eastern Nara Works.
4. The Barrage Works.

109. *The Right Bank Canals* are in charge of the Superintending Engineers, North Western and Western Circles. They comprise (a) The North Western Perennial canal and its branches (b) The Dadu canal and its branches and (c) The Central Rice canal and its branches.

110. The Left Bank Canals consist of the Rohri Canal and its branches and the two Khairpur Feeders East and West and, except the last named small canal which is in charge of the Superintending Engineer, Lloyd Barrage Circle, are in charge of the Superintending Engineer, Rohri Canal Circle.


111. The Eastern Nara Works consist of the Eastern Nara, the Jamrao Mithrao, Thar and Hiral canals and are in charge of the Superintending Engineer, Eastern Nara Circle.

112. The Barrage with the river training works and the head works of the main canals is in charge of the Superintending Engineer, Lloyd Barrage Circle.

North Western Circle.


113. During the period under review, the work done consisted of lockspitting D.I.L. *ex* the North Western Perennial Canal, survey, lining, lockspitting of boundaries of land of the minors *ex* the Dadu Canal; ranging centre line, aligning centre line with theodolite, chaining, levelling, check levelling, nicking out centre and boundary lines along Shahdadkot and Ratodero branches and their distributaries and minors; detailed survey of all minors and distributaries *ex* the Khirtar branch; ranging and laying on the ground of the command boundary lines between the Shahdadkot and the Ratodero branches and along North Eastern and Gandhaka Valley lines; close contour survey of the remaining portion under the Begari Remodelling Scheme and the preparation of a rough project for Remodelling the Begari Canal; surveying and preparing a project for the Sultanwah; providing service roads and fixing boundary stones. Good progress was made with the excavation of the main canals and their branches by means of dragline machines supplemented in portions by manual labour. Dressing of spoil banks, inspection paths and side and bed slopes were carried out side by side with the excavation. A light railway to feed the machines was laid in a length of 10 miles. A tube well for feeding the boilers of the dragline machines was sunk on the North Western Perennial Canal and the sinking of two more tube wells was nearly completed.

The total quantity of earthwork done in this Circle to the end of the year was about 17·33 crores cubic feet against the approximate total quantity of 71·20 crores cubic feet (Project) to be done to complete the work. Good progress was made with the construction of buildings. Miscellaneous work consisting of taking subsoil water level observations, acquisition of land, preparing detailed plans and estimates of earthwork of main canal and branches and for a protective bund along the Khirtar Branch was also carried out.



North Western Perennial Canal at Bagarji, mile 8.

Designed Discharge	5,152 Cusecs.
Bed width	165 Ft.
Depth of water	10.2 Ft.



Central Rice Canal, below Ruk at mile 20.

Class of machines, 300 Ruston, 320 Bucyrus.

Designed Discharge 9,960 Cusecs.

Bed width 237 Ft.

Depth of water 11.75 Ft.

Western Circle.

114. Further investigations were made in the alignment of the main canal systems, branches and distributaries and in connection with the Manchar Drainage Scheme. The design of the Warah branch and the final alignment of several distributaries *ex* the Dadu Canal were completed. The Johi Branch was realigned to run along the alignment of the Flood Protective Bund. Preliminary investigations for suitable alignments of distributaries and minors *ex* the Johi branch were made and final alignments decided in the case of some of them. The alignment of the Central Rice Canal was re-adjusted wherever necessary and the demarcation of boundaries by lockspitting was completed. Detailed cross sections of the Ghar, Dhamrao and Mehar branches were completed in a length of about 80 miles for preparing detailed working earthwork estimates. Levelling and chaining of about 30 miles of existing channels to be utilised as branches and distributaries was completed and 25 miles of new distributaries were investigated for the purpose of locating suitable alignments. The question of utilizing a certain length of the new Western Nara Cut having been decided, chaining and levelling and construction of pillars were completed on that new link. The investigation, including contour survey for the most suitable alignment for a bund round the Manchar lake and the flood protective bund was completed. An alternative alignment for draining the Manchar lake on the south-west of the town of Sehwan was investigated. Borings were made to find out a suitable site for a regulator on the Aralwah at Sehwan. Surveys were carried out of the Sol Nai and Dadeji Wah and of the great Gaj Nai in Baluchistan Territory beyond the Khirtar range to investigate the possibility of damming up this Nai at its exit into Sind.

115. Owing to the peculiar nature of the country through which the Dadu Canal and the Central Rice Canal pass, the excavation of these canals is being done partly by mechanical excavators and partly by manual labour. Large and intermediate class excavators are employed on excavating these canals and small size machines on the tail portion of the Dadu Canal and the Warah and Johi branches. The total quantity of earth-work done in this Circle to-end of the year was 18·83 crores cubic feet against an approximate total amount of 129·30 crores cubic feet (Project) to be done to complete the work.

116. The buildings under construction were completed and construction of other buildings was taken in hand. Land already notified was taken possession of and land plans and statements for further areas of land required were prepared. Sub-soil water level observations were continued. Detailed earthwork estimates for the Central Rice Canal and for the Warah Branch were nearly completed, and a programme of bridges and regulators required was prepared.

Rohri Canal Circle.

117. The surveys of the main Rohri Canal, Khairpur Feeder East, Naulakhi and Mehrabpur Branches in the Rohri Canal No. I Division were completed. Similarly the detailed surveys of distributaries *ex* the

Rohri Canal miles 60 to 80 ex Sehra and Nasrat branches and main drain No. 2 in the Rohri Canal No. II Division, and survey of main drains Nos. 3 and 4, minors ex the Dad Branch and the main canal and the proposed Government channels in the Rohri Canal No. III Division were completed. In the Rohri Canal No. V Division the preliminary and detailed surveys of the distributaries and minors ex the main Canal and of drains were completed. The detailed designs of branches and of distributaries and minors ex several systems were completed while those for the remaining distributaries and minors were in hand. The preparation of earthwork estimates for main canal, branches, etc., was taken in hand.

118. Good progress was made with the excavation of earthwork, partly by mechanical excavators and partly by manual labour. The pair of class 320 Bucyrus dragline excavators excavated 7·03 canal miles of the head reach of the main canal. Similarly the two class 300 Ruston machines excavated the main canal near Meharabpur in a length of 10·2 miles and the two class 20 Bucyrus dragline machines excavated the full length of 13 miles of the Khairpur Feeder East. In the Rohri Canal No. V Division one class 20 Bucyrus dragline excavator was employed in excavating the Hyderabad branch and Escape No. III while the two small machines worked on the main Rohri Canal. An order for eight more Diesel driven dragline excavators was placed and these have arrived and are in course of erection. The work by manual labour is proceeding satisfactorily. The total quantity of earthwork done in this Circle to the end of the year was 23·44 crores cubic feet for main canals and branches against an approximate total amount of 145·00 crores cubic feet of earthwork (Project) to be done to complete the work.

119. A number of buildings were completed and good progress was made with those under construction. Good progress was also made with the acquisition of land.

Eastern Nara Circle.

120. The Survey and investigation having been completed, the project (a) for remodelling the Mithrao Canal (b) for a new cut from miles 62 to 71 and (c) for the new distributaries ex the main canal was taken in hand. The project which is nearly completed, has been held in abeyance pending the collection of figures of cultivation which is being pushed on. This will be followed by a project for remodelling the Jamrao Canal, information in connection with which has been collected. Earthwork estimates for Samarjo Branch, distributaries ex Khipro Canal, Sufi branch and Hiral canal and the flood diversion bund from Khipro Weir to Thar Weir were sanctioned, while an alternative project for the Naokot branch and its distributaries and earthwork estimates for the Thar Canal system, the Hiral Canal and its distributaries, widening the Nara from R.D. 81 to 270 and for cutting bends in the Nara were prepared.

121. Good progress was made with the excavation of earthwork partly by mechanical excavators and partly by manual labour. The excavation

of the Khipro Canal ex the Eastern Nara in a length of 21 miles and of the Samarjo and Nabisar branches and distributaries ex 10th mile Khipro Canal in a length of 26 miles was completed. The total quantity of earthwork done in this Circle to end of the year is 10·20 crores cubic feet for main canals and branches as against the approximate total amount of 119·20 crores cubic feet (Project) to be done to complete the work.

122. Containing banks in a length of 57 miles on the right and left banks of the Nara above the Jamrao head and from Jamrao head to Makhi Weir were completed and brought up to proper formation level and those of the Flood Diversion Bund from Makhi Weir to Khipro Weir were in progress. The question of embanking the Nara to prevent wastage of water was investigated.

123. All buildings under construction were completed. Lockspitting of boundaries and digging trenches for defining land to be acquired were completed for almost all works under construction as also for those for which plans and estimates had been sanctioned.

124. The total amount of earthwork contemplated in the project estimates on the main canal, branches and Nara embankments is 500 crores cubic feet. The quantity to be done according to the working estimates will be approximately 425 crores cubic feet and the total quantity done to end of March 1927 is about 70 crores cubic feet. The quantity done represents a column 1·5 miles high with 100 yards sides.

125. The total capacity of the 32 dragline excavators which have been working during the year under report is 54 tons of earthwork excavated and dumped per minute, or 0·9 ton per second night and day for 5½ days a week and 250 days in the year.

Lloyd Barrage Circle

126. *Township.*—To facilitate execution of works two townships, one on either bank of the river, have been constructed, the larger of the two townships being on the right bank. The right bank Township is provided with a hospital with 24 beds, bazaar, market, shops and two institutes, one for officers and the other for staff, while the smaller township on the left bank is provided with dispensary, bazaar, market, shops and a small institute for the staff. During the period under report bungalows for 18 officers of and above the rank of Assistant Executive Engineers and 276 quarters for officials of Assistant Engineers' rank and below and 161 quarters for menials were completed and these are all fully occupied. In addition 89 blocks of cooly lines for semi-skilled labour on both banks of the river and two large blocks of offices on the right bank to accommodate all officers who have their headquarters at Sukkur and a small block of offices for sub-divisional officers on the Left bank were completed. Roads are provided in the townships for communication between the various bungalows, quarters and offices. All bungalows and quarters on the right and left banks and markets, shops, hospital, dispensary and institutes are provided with electric lighting. Street lighting was installed on all

completed roads and brought into use. Schemes for an independent water-supply for the two townships are in hand. On the right bank a 10" tube well is provided for the supply of drinking water. An Inspection Bungalow has been constructed in the Township on the right bank for the use of officers and visitors on business connected with the Barrage.

127. *Railways*.—In order to enable rapid and economical transport of materials and stores, a fine net-work of railway track has been constructed with numerous sidings at the stores, quarries and cofferdams. A station and exchange sidings are provided for transferring waggons from the North-Western Railway to the Barrage Railway on each side of the river. The total length of the main line and sidings laid at the end of the year was 15 miles on the right bank and 17·5 miles on the left bank.

128. *Quarries*.—The three quarries are equipped with the most up-to-date mechanical appliances each with its own power plant for compressed air and necessary pneumatic tools, workshops, dispensary, works water supply and necessary accommodation for subordinate staff and labour. The Sukkur and Kohistan quarries produce rubble stone while special large-sized stones required for ashlar work on the Barrage and regulators are obtained from the Rohri quarry. The quarries are working at high pressure not only to meet the present demand but also to maintain an adequate reserve of stock of all kinds of stores.

129. *Fleet*.—The fleet consists of two suction dredgers for excavation of foundations in the river, three paddle tugs for towing barges and other craft and for conveying labour across the river, pontoons for pile drivers and pumping sets, electric derrick cranes, heave-up boat for lifting heavy anchors and moorings, steel barges of 100 ton capacity and motor launches for conveying staff, labour and light materials across the river. The dredger 'Ruk' which was at first employed on excavating the Eastern Nara Cut was transferred on to the work of filling of the left bank wharf with silt from the river bed by means of a floating pipe line and a terminal pontoon after which it started dredging the foundations for the regulators on the left bank. The dredger 'Rohri' after being converted for oil fuel was first employed on filling the right bank wharf area and then on dredging the foundations on the right bank. The excavation being close to or actually within the line of the natural banks of the river it was found that in these banks were buried hundreds of palm trees which had been used in past years as "Khuadas" and had since been completely obliterated by the deposits of the river. Moreover below these and at a depth of about 20 feet below the highest flood level there was a solid mat of brushwood about three to five feet thick buried in the river bed. These palm trees and brushwood were entirely unexpected and gave immense trouble to the dredgers whose output when working under these conditions was considerably reduced. The result was that the dredgers took very much longer than anticipated to dredge the foundations and eventually had to be removed from the cofferdams before they had completed the excavation because the river had fallen so low in the meantime that there was barely sufficient depth of water to float them. They had, however, done the greater part of this difficult work leaving in

most places on the left bank only sand below to be excavated. On the right bank, however, a larger slice of the brushwood mat was found still undone and this gave great trouble to the contractor doing the excavation by hand labour. The pile driving and pumping plants were employed on cofferdams for regulators and were in continuous use day and night.

130. *Wharves*.—The deep water wharves 600 feet long having curved frontages at the lowest stages of the river were completed. The face of the wharves is formed of 40 feet interlocked steel sheet piling driven into the river bed and bank and thus each encloses an area of about $1\frac{1}{2}$ acres of sloping river bank. The top of the wharves is about 4 feet above the highest flood level and carries three lines of broad gauge railway. The wharves are used for loading barges with materials from the bank.

131. *Cofferdams and Head Regulators of Canals*.—The actual construction of the regulators for the canal heads which form the flanks of the Barrage proper was commenced in the autumn of 1926 as soon as the river was low enough in velocity and level to make the pile driving practicable for these exposed works. The cofferdams constructed of interlocked steel sheet piling are probably the largest ever constructed. The cofferdam on the left bank is 1,700 feet long, the upstream end being 200 feet wide and the downstream end 700 feet wide. The cofferdam on the right bank is 1,350 feet long, 200 feet wide on the upstream and 600 feet wide on the downstream ends. The former encloses an area of about 19 acres and the latter of about 13 acres. Inside these cofferdams the foundations for the canal regulators and the wide masonry aprons have been excavated and all masonry laid in the dry. The founding of the five of the seven canal regulators above the Barrage was successfully completed during the year.

132. *Plant*.—Numerous items of Special plant and machinery were purchased during the year through the Director General of Stores, India Stores Department, London, and the Chief Controller of Stores, Indian Stores Department, Simla. A well-equipped engineering and wood-working shop with electric power and with a small foundry for iron and brass castings on the right bank and a smaller combined engineering and wood-working shop with electric power on the left bank were kept fully employed. They carry out repairs to machinery employed in other Circles as well as in the Barrage Works proper, and also miscellaneous work such as fabricating special piles, steel flumes and trestles for the pumping plant, etc. To meet the heavy demand for mortar, fifty 8' diameter electrically driven mortar mills were provided on both banks and these have been found just sufficient to cope with the minimum demand for mortar. Six more mills have since been erected to give a small margin for breakdowns. For the purpose of moulding the concrete blocks required for the protection of the river bed on the downstream side of the Barrage and the canal beds below the regulators, two complete sets of plant were received, erected, tested and brought into use. Each set of plant consists of a 12 ton 60

feet span "Goliath" crane, a travelling mixer gantry with concrete mixer, a travelling rump for 2'-0" gauge waggons and hoppers and elevators for stone, sand, lime and cement. The steel moulds used for casting the large and small blocks 10'×5'×3' and 5'×3'×1½' respectively which have been made in India have proved thoroughly satisfactory in use. The core boxes for taking the heads of the lifting hooks are being made of reinforced concrete designed after careful experiments and have also proved thoroughly satisfactory and economical. The Power House plant on the right bank with six Diesel engine alternative sets of a total capacity of 2,350 K.W. worked most satisfactorily. The total units generated during the year were 617,000 at a cost of 3·5 annas per unit including depreciation, repairs and running expenses. There are about 15 miles of high and low tension transmission lines, comprising approximately 72 miles of copper conductors, 10 miles of guard wires and 390 steel poles complete with insulators and lightning arresters, etc.

133. *Other works.*—One tower on each bank to command fully all regulators was built and special 8 inch theodolites fixed thereon. From these towers the exact alignment of every part of the regulators can be set out and they are high enough to sight over the top of the highest point of the regulator bridges when completed. Similar but much larger towers will be built during the next year at each end of the Barrage for aligning that work. The two special 12 inch theodolites for these towers have been received.

134. *Experiments on hydraulic lime.*—Exhaustive experiments have been carried out in the production of 'fat' and hydraulic lime from local lime stone and the results have been extremely satisfactory.

135. *Silt Observations.*—Sounding and silt observations on cross sections from the cantilever bridge to the Barrage were continued.

136. *Telephones.*—Telephones were installed on both banks of the river in the Township areas to facilitate execution of works as also along some of the proposed canals and branches on both the banks.

137. *Rectangulation survey.*—A rectangulation survey of the area under command of the canals of this Scheme, excluding Khairpur State, is being carried out by the Survey of India at the expense of the project. This work has as its ultimate object the standardization of the size and shape of each survey number, each "number" being 16 acres in area. The first season's work was commenced during the year under review and it is expected that the Survey of India will complete its part of the task—the splitting up of the commanded area into main rectangles 2·5 miles by 1·6 miles or 2,560 acres—by the year 1930. The further subdividing of these main rectangles into smaller ones down to the 16 acre plots will be carried out by the staff under the Revenue Officer of this Scheme.

138. *Land.*—During the year over 11,000 acres of land were acquired at a cost of over Rs. 13 lakhs, at an average rate of Rs. 112 per acre.

139. *New Divisions.*—During the year two new Divisions were opened, viz., the Draglines Division and the Central Designs Division.

140. *Hospital and Dispensaries.*—A well-equipped hospital with 24 beds and quarters for the medical establishment on the right bank and a dispensary with quarters for the medical staff on the left bank, a first aid dressing station with compounders' quarters at the Kohistan and Sukkur quarries and a dispensary with accommodation for a resident compounder at the Rohri quarry were opened for the treatment of the staff and labour. Dispensaries have also been opened at several places on the canals for the treatment of the staff and workmen employed on the dragline excavators. An Inspecting Medical Officer has been appointed to supervise the work of the dispensaries in this administration. Pending more permanent arrangements the Civil Surgeon, Sukkur, has been appointed Chief Medical Officer, Lloyd Barrage and Canals Construction.

141. During the period the works at Sukkur and Rohri were visited by His Excellency the Governor of Bombay, the Honourable Member, Finance Department, the Honourable Member, General Department, and the Secretary to Government for Irrigation in November 1926 and by the Honourable Member, Revenue Department, in January 1927.

Withdrawals of water from the river Indus and its tributaries.

142. The Government of India have given an assurance, as *mutatis mutandis* they have the Punjab Government, that no new major irrigation project in the Punjab will be sanctioned until the Government of Bombay have received timely notice and full information as regards the scheme in hand and have been given the opportunity to represent their case should such project appear to them to be unfavourable to their interests. The Thal Canal Lesser Project, 1925 which was referred to the Government of Bombay in accordance with the assurance above was objected to as stated in the previous year's Report. The experimental Thal Canal Project has since been abandoned by the Punjab Government. In the year 1926 the Government of India forwarded another scheme called the Jalalpur Hydro-Electric Pumping Project estimated to cost Rs. 61,22,400 and enquired whether there was any objection to its being undertaken. The main features of the Scheme are :—

	Acres
(1) Gross area commanded	167,824
(2) Culturable area commanded	134,258
(3) Proposed annual irrigation	100,695
(4) Proposed kharif irrigation out of (3)	40,277
(5) Proposed rabi irrigation out of (3)	60,418
(6) Proposed Kharif full supply discharge	505 cusecs.
(7) Mean discharge required in rabi	380 „

This Government have agreed to the Government of the Punjab being allowed to proceed with the project.

7. MISCELLANEOUS.

143. *Plantations.*—Existing plantations on canals and bunds were carefully looked after. The work of planting new trees in some Divisions was continued.

144. *Irrigation of Cotton*.—No Egyptian cotton was sown in the Indus Left Bank Circle during the year. The following table shows some details regarding waterings given to indigenous cotton :—

Name of Division.	Lift lands.		Flow lands.		Date of last watering.
	No. of waterings.	Interval between.	No. of waterings.	Interval between.	
Hyderabad Canals ..	6 to 8	1st October 1926.
Fuleli Canals ..	4	12 to 52 days	30th September 1926.
Eastern Nara	4 to 7	12th October 1926.
Northern Jamrao Canal	6 to 9	27th November 1926.
Southern Jamrao Canal	5 to 8	5 to 7	Lift from 23rd October 1926 to 6th November 1926 and flow between 21st August 1926 to 27th November 1926.

III. Deccan and Gujarat.

1. NORTHERN CIRCLE.

General remarks.

145. The year was marked by plentiful and well distributed rainfall. The replenishment in the canals and tanks was very good and irrigation revenue during the year considerably exceeded that realised in the preceding one.

(i) Works for which Capital Accounts are kept.

Hathmati and Khari Cut Canals.

146. The rain started in the month of May, but the regular monsoon commenced at the end of June and lasted till nearly the last week of September.

The rainfall gauged at Ahmedabad and Prantij during 1926-27 was 51·38 and 33·66 inches against the average of 27·93 and 28·26 inches respectively for the last 30 years including the year under report.

147. There were floods in the Hathmati river on the 4th, 9th and 12th July. The river began to flow on the 4th July and from that date water was diverted into the canal, which continued to flow up to end of March 1927 with two breaks, when the canal was temporarily closed in order to head up the water at the head and to let it in with a rush. The Bokh reservoir was filled from the canal water to R. L. 339·10 by

30th August. The water entering the reservoir was let down through the Bokh Vehelo into the Khari and the water level was maintained at R. L. 339 up to 2nd October, when the regular draw-off commenced and the reservoir got empty on the 12th November 1926. From 4th to 31st July some water was diverted from the Hathmati Canal to the Bhojwa channel for the use of the Khari Cut and the Khari Sluices and then the supply was stopped as water was required for irrigating the rabi crops on the Hathmati Canal.

148. There were only 79 acres of Kharif irrigation on the Hathmati Canal. All this area was planted with rice. Owing to scarcity of water in recent years people have taken to growing dry crops and so the area of rice crop was less this year. The average discharge at the head of the canal was 188 cusecs, out of which 139 cusecs were given to the Khari Cut and Khari Sluices *via* the Bhojwa channel and the Bokh feeder. In the rabi season 3,462 acres were irrigated by canal water. Remission of Rs. 3 was granted during the rabi season on account of failure of crops.

149. The Chandola tank which is fed by the Khari Cut Canal taking off from the weir at Raipur on the Khari River remained full up to the end of September and water was given for irrigation from 1st October.

150. The Khari river was in flood on the 9th and 15th July and on 1st September. As there was very heavy rainfall in the area on the Khari Cut Canal almost all rice was transplanted on rain water and hence there was no need of water up to 1st October 1926, when the demand commenced for superior variety of rice. Inferior quality of rice had enough water at many places and it needed only one watering at some places. The area irrigated on the Khari Cut Canal was 5,477 acres. Owing to past experience of shortage of water people cropped early variety of rice and so nearly an equal quantity of crop was raised without canal water. In consequence of this, much water from the canals ran to waste. The Bokh water was all used up before the 16th November and since the natural flow of the Khari at Raipur amounting to about 25 cusecs at the end of November was not allowed to be taken into the cut there was no rabi irrigation on the Khari Cut from Canal water. The little irrigation that was done in this season was mostly from tank water. The water in the Khari river did not reach the Kalambandhi villages, the whole of it having been wasted in absorption through the sandy bed of the river from Raipur to some 10 miles below it. Remission of Rs. 46 was granted during the year on account of failure of crops due to disease ; Rs. 2,372 was the usual himayat deduction.

151. The total area irrigated and the gross assessment on the Hathmati and Khari Cut Canals during the year were 9,286 acres and Rs. 56,459 against 2,306 acres and Rs. 20,029, the average.

Tanks in the Kaira Collectorate.

152. The area irrigated and the gross assessment including miscellaneous receipts from all sources on the Wangroli, the Tranza

Nagrama, the Savli and the Saiat Tanks compare with the average as under :—

Name of tank.	1926-27.		Average.	
	Area irrigated.	Gross assessment.	Area irrigated.	Gross assessment.
	Acres	Rs.	Acres	Rs.
Wangroli Tank	1,997	9,339	536	3,419
Tranza Nagrama	158	1,336	4	1,033
Savli	2,583	9,910	471	2,688
Saiat	890	4,458	387	2,469

The replenishment received in all the tanks in the Kaira District was sufficient to meet the demand for irrigation.

153. The storage of the tanks was utilised in irrigating the kharif crops consisting mainly of rice. The demand for water for this crop was heavy and was met from the supply available in the tanks by a judicious and economical distribution. Water was available for rabi, the demand for which was heavier than that of the previous year. The tanks were maintained in good order during the year under report at a cost of about Rs. 15,100.

154. *Futelao Tank*.—The Futelao Tank at Nanikharaj is situated at a distance of 4 miles from Dohad in the Panch Mahals Collectorate. The tank did not fill owing to the insufficiency of run-off from its catchment area. The rainfall recorded at the station was 23·09 inches and the total run-off received in the tank was 3·79 M.cft. There was no kharif irrigation on this tank but the demand for water during the rabi season was much larger than the supply could cope with. About 65 acres of land were irrigated. The revenue realised amounted to Rs. 162 which is good in comparison with that of past years. The miscellaneous revenue including that from tank bed-cultivation, grass, etc., derived during the year amounted to Rs. 126-3-0. The tank as well as the canals were maintained in good order at a cost of Rs. 1,048.

(ii) *Works for which Capital Accounts are not kept.*

Khari Sluices.

155. This year water was given to the Khari sluices according to the terms of the agreement between the Government and the people of Kalambandhi villages approved by the Commissioner, Northern Division. On account of very good rainfall from the beginning of July to the last week of September 1926, there was more than enough water in the Khari river during that period and the river bed was completely saturated so that enough supply was always available in the river for transplanted rice up to November 15th. On the 20th November the water in the river failed. All the reservoirs were almost full by the middle of November as no water from them was required for the kharif crops. Under the Goblaj tank, 636 acres of rice and 46 acres of rabi were irrigated. About

28 acres of rabi crop of Pansoli (Kalambandhi) village were also irrigated from this tank free of any charge. An area of about 134 acres transplanted in the Kalambandhi villages not assessed to himayat was also irrigated from the canal water.

Muvalia Tank.

156. The Muvalia tank filled to F.S.L. owing to good rainfall in the year under report the water having risen to R. L. 139.15. As the monsoon failed in the latter part of the year and the cultivators who grew late crops stood in need of water, necessary supply was given to mature their crops in the kharif season. As the tank was full the cultivators were persuaded to irrigate more rabi land and they did so with the co-operation of the department. They took full advantage of the water in the tank the result being that the record figure ever attained since the construction of this tank was reached during the year, since water was given to the Kharedi village in miles Nos. 9 and 10 of the Left Bank Canal for the first time in the life of the canal. The total area irrigated and the gross assessment were 1,182 acres and Rs. 3,645 against 823 acres and Rs. 2,622 respectively, the average. The miscellaneous revenue amounted to Rs. 3,867 against the revenue of Rs. 1,815 of the preceding year. Out of the above Rs. 3,200 were realised for the 4 M.cft. of water supplied to the B. B. & C. I. Railway Company's Loco Shops at Dohad. The tank with its dam, canals and distributaries, was maintained in efficient condition at a cost of Rs. 4,479.

Old tanks.

157. Improvements to 2 tanks in the Ahmedabad Division and 8 in the Kaira and Panch Mahals Division were carried out at a cost of Rs. 17,866 and repairs to 10 tanks in the Ahmedabad, 36 in the Kaira and Panch Mahals and 38 in the Surat and Broach Divisions were carried out at a cost of Rs. 42,350.

158. The following important works were in progress during the year:—

	Expenditure during the year
	Rs.
(1) Improvements to the Nava bund at Kerala, Taluka Dholka	530
(2) Providing a regulator of two openings to the Amba tank at Kokhra, Mehmabad	762
(3) Constructing the tank at Pania, Mahal Jhalod	3,887
(4) Constructing the Chharchhoda Ambli Tank, Taluka Dohad	5,481
(5) Constructing the Warod Sapoi Tank, Mahal Jhalod District Panch Mahals	6,999
The following repair works were carried out during the year:—	
(1) Repairs to the Kamalia tank at Satmna, Taluka Kalol	500
(2) Repairs to the Ratnagar Tank at Savli, Taluka Kapadvanj	999
(3) Repairs to the Fata Tank at Iawa, Taluka Mehmabad	365
(4) Repairs to Gam Tank at Sandhana, Taluka Matar	586
(5) Repairs to Gam Tank at Chatarsumba, Taluka Thasra	799

Tanks in the Kaira and Panch Mahals Collectorates.

159. The small irrigation tanks in the Kaira and Panch Mahals Collectorates filled to their full capacity, a few breaching owing to heavy and constant rainfall in the month of August. Requisite repairs were promptly carried out to the latter with a view to stopping further damage and preventing loss of water. The area irrigated during both the seasons in the Kaira and Panch Mahals Collectorates amounted to 2,360 and 3,690 acres respectively excluding the area assessed to Himayat. The revenue realised during the year amounted to about Rs. 10,941 in both the Collectorates.

Drainage Channels.

160. The drainage channels in the Ahmedabad, Kaira and Panch Mahals and the Surat and Broach Divisions were maintained in good order at a cost of Rs. 7,288, 4,146 and 6,381 respectively.

161. *Protective bunds.*—The following bunds constructed in the past with a view to protect the cultivable lands from the inroads of the sea worked satisfactorily :—

- | | | |
|---|---|--|
| (1) Bund at Wagrej | } | in the Wagra Taluka of the Broach District. |
| (2) Bund at Lakhigam. | | |
| (3) Bund at Kadodra. | } | in the Wagra Taluka of the Broach District. |
| (4) Bund at Harinagar | | |
| (5) Bund at Gandhar | | |
| (6) Bund at Suva | | |
| (7) Bund at Dehej | } | in the Jambusar Taluka of the Broach District. |
| (8) Bund at Islampur | | |
| (9) Bund at Nada | | |
| (10) Bund between Nada and Devla villages | | |

Reclamation Works.

162. Reclamation bunds existing near Hansot and Asarsa villages in the Broach District continued to assist gradually in reclaiming the salt land by siltation. During the year there was no extraordinary high tide as was experienced in the years 1920 and 1924 and practically no damage was done to the existing bunds except washing of side slopes here and there by the periodical high tides during summer. These damages were promptly made good.

163. The Protective and Reclamation works in the Surat and Broach Divisions were maintained and repaired at a total cost of Rs. 6,326.

2. CENTRAL CIRCLE.

General remarks.

164. There are only a few irrigation works of importance in the Central Circle, viz., the Ekruk Tank, the Jamda Canals and the Krishna Canal. The rainfall in the catchment of the tanks and canals in the year 1926 was good as compared with that of the previous year.

(i) *Works for which Capital Accounts are kept.*

Ekruk Tank.

165. The Ekruk tank supplies water to the town of Sholapur, the Mills and the G. I. P. Railway and also for irrigation. Under unfavourable

conditions of replenishment the tank is not able to meet all the demands made on it and consequently investigations are in hand for an additional storage reservoir to supplement the supply. The tank irrigated 3,692 acres as against 3,638 the average. The gross assessed revenue amounted to Rs. 1,35,456 against Rs. 1,26,038 the average. The increase in assessment as compared with the average was due to greater consumption of water by the Sholapur Mills.

Jamda Canals.

166. The area irrigated on these canals was 1,039 acres against 1,129, the average. The gross assessed revenue amounted to Rs. 11,435 against Rs. 7,402, the average. The increase in assessment was chiefly due to more amount realised from the sale of mango fruit.

The Krishna Canal.

167. The existing Khodshi weir is a masonry structure built across the Krishna river. The capacity of the storage has been found insufficient to supplement the discharge of the Krishna river and to adequately irrigate crops dependent on the canal in the hot weather. A project, which includes the construction of a pick-up weir across the river Koyna and a feeder channel from that weir to the Khodshi weir for improving the supply is under consideration.

168. The area irrigated on the canal was 6,938 acres against the average of 10,365 acres and the gross assessed revenue was Rs. 50,788 as compared with Rs. 77,748, the average. The decrease was due to sufficient and timely rainfall in the Kharif season and insufficient supply of water in the rabi season.

169. *Other works.*—The areas irrigated on the Ashti tank, the Pathri tank, the Shahada Channel, the Upper Man river works and the Mhaswa tank showed increases as compared with their averages. The decrease in the area irrigated under the Lower Panjhra river works as compared with the average was due to the conversion of all the Pathasthal land of Betawad village under the Betawad Channel into Jirayat and also to the very limited supply of water received in the tank during the year.

170. *Total area and assessment.*—The area irrigated on all the works was 30,182 acres and the gross assessed revenue Rs. 3,25,379 as against the average of 33,947 acres and Rs. 3,37,363 respectively.

(ii) Works for which Capital Accounts are not kept.

171 The area irrigated under the bandharas in the Central Circle was 9,375 acres and the outlay on extensions and improvements and maintenance and repairs was Rs. 7,148.

3. DECCAN IRRIGATION CIRCLE.

General remarks.

172. The year on the whole was a favourable one. The monsoon opened well and there was timely rainfall throughout the months of June to September 1926.

The rainfall in the catchment of Lake Whiting and that along the Nira Left Bank Canal excepting a few stations up to Pandhara was satisfactory. The supply at Bhatgar being very ample due to the Nira Right Bank Canal not having yet developed, canal water was unrestrictedly given to all kinds of crops in all the seasons to the fullest capacity of the canal. There was a considerable fall in the rabi area due to there being no demand for rabi water outside the rabi leases and due to cancellation of certain rabi leases. The kharif area however showed an increase due to certain rabi leases having been exchanged for perennial blocks and to greater demand for monsoon water outside of blocks and leases. As regards the Mutha Canals system, although the monsoon was very late, it was satisfactory both in the catchment of Lake Fife and in the canal tract. The rabi rains failed almost entirely in the canal tract, and consequently the demand for water for rabi crops was very keen and was complied with as far as was practicable.

173. In the Godavari Canals tract the rainfall was very evenly distributed from June to September with the result that the demand for kharif crops was much restricted. Owing to favourable rains during the rabi season there was less demand for canal water for rabi crops. The condition of sugarcane and other seasonal crops on the whole was satisfactory. The condition of labour was also satisfactory. The actual draw-off from the storage from Lake Beale commenced from 8th November 1926. On the Pravara Canals the rainfall conditions were very nearly the same as on the Godavari Canals. There was an ample supply of water in the storage reservoir at Bhandardara (Wilson Dam) and applications for seasonal and perennial crops were met in full. The condition of the seasonal and sugarcane crops was on the whole satisfactory. In the canal areas cotton as a diversified crop is showing signs of popularity over other crops. Groundnut of Japan big and Pondichery varieties have been finding favour with the cultivators as these contain a better oil percentage.

174. The Honourable Mr. (now Sir) Cowasji Jehangir, C.I.E. O.B.E., Member of the Executive Council of the Government of Bombay in charge of irrigation visited the Godavari Canals area on 18th October 1926 and gave prominent irrigators an interview at Kopergaon for discussion on the general question of agriculture and irrigation and the steps to be considered for the prosperity of irrigated tracts. The Panchayat system continues on distributary No. 1 of Harrison Branch and is working fairly well. Very little interest is being taken in this movement by the irrigators.

175. Some experiments are being continued on the Nira and Pravara Canals in entrusting the cultivators with the distribution of water to their fields. The most important of these experiments is being carried out on an area of about 450 acres on the Nira Left Bank Canal at Malegaon. The progress of these experiments is being watched with interest, but there seems little hope that sufficient local co-operation will be forthcoming to render any important development possible at present.

176. Since 1923-24 an attempt has been made to start local Irrigation Committees on some of the distributaries of the principal irrigation systems. In this also the response has been very meagre. After considerable efforts

and persuasion a few such committees have been formed, the working of which is being carefully watched. The main drawback to the formation and success of such committees is the unwillingness of the people to combine together and undertake the responsibilities and duties of management and control.

177. Their Excellencies the Viceroy and Lady Irwin inspected the Lloyd Dam at Bhatgar, the Pravara Left Bank Canal tract and the Effluent Farm and Hydraulic testing station at Hadapsar and evinced great interest in all they saw; they graciously expressed their appreciation not only of the works carried out by Government for the benefit of the country but also of the enterprise shown by the Deccan cultivators in availing themselves of water thus supplied and in rapidly developing the irrigated tracts. The members of the Royal Commission on Agriculture also visited the Lloyd Dam. The Wilson Dam at Bhandardara was declared open by His Excellency the Governor of Bombay on the 10th December 1926.

(i) *Works for which Capital Accounts are kept.*

(a) *Works in operation.*

Nira Left Bank Canal and Shetphal Tank.

178. This system forms part of a scheme which was one of the pioneer irrigation works in the Deccan and irrigates lands on the left bank of the Nira river. The canal protects a tract with an extremely precarious rainfall in the Poona District.

179. The original canal system consisted of—

(1) a storage reservoir at Bhatgar impounding 5,313 M. cft. of water (now submerged in Lake Whiting formed by the new Lloyd Dam).

(2) a pick-up weir at Vir on the Nira river about 17 miles downstream from Bhatgar.

(3) a canal about 100 miles long which commands a gross area of 2,74,447 acres of which some 60,000 to 80,000 acres are irrigated annually. The canal was designed to carry 450 cft. per second, but the masonry works were built to admit of the discharge being raised to 760 cft. per second, in order to provide for its future enlargement.

(4) *Shetphal Tank*.—This tank is situated at the tail of the canal and is used for the purpose of storing part of the surplus monsoon flow in the river which would otherwise go to waste. The water so stored is utilised during the dry season. The capacity of the tank is 592 million cubic feet.

180. The capital outlay on the whole system is 66·45 lakhs of rupees, and the scheme is financially the most remunerative of the larger protective irrigation works now in operation in the Deccan. It has also enormously benefited a tract which in previous years suffered seriously from drought and famine.

181. During the year under report this system irrigated about 78,000 acres, yielding a gross revenue of about Rs. 11 lakhs, or a probable net revenue of about Rs. 8·08 lakhs which works out to about 8 per cent. on

the capital invested, and is the same as the average for the preceding three years.

182. The "Block System" or "Perennial Block System" has been already mentioned and described in the previous Reports. This is a form of long term water lease first introduced on this canal and now being extended to other systems. In return for first claim on the supply of water for the irrigation of sugarcane on one-third of the area concerned and for other crops during the monsoon and rabi seasons on the remaining two-thirds of the area, the lessee binds himself to pay a fixed rate per acre annually, whether water is taken or not. There are at present about 19,600 acres under Block agreements on the main canal and about 1,200 acres on the Shetphal Tank.

183. Another form of long-term agreement in vogue on this and other canals is the "Eight months' lease," which mainly differs from the perennial block system in that it guarantees water during the monsoon and rabi seasons only. Yet another modified form is adopted on some canals and applies solely to rabi irrigation.

184. The guarantee of water for the more valuable crops is the attraction offered by these long-term agreements, and the advantages to the Department are the stability of demand for water during the critical seasons of rabi and hot weather crops and the certainty of a uniform return for the water supplied.

185. The area of 8 months' and rabi leases on the canal was about 26,200 acres and that on the Shetphal Tank was about 2,800 acres.

186. During the year under report the work of remodelling the canal was in progress. This work forms a part of the Nira Valley Development Project (1922). The total expenditure on this work was about Rs. 3.95 lakhs. The surveys for remodelling distributaries were also in progress. The work carried out during the year chiefly consisted of earthwork in connection with raising and strengthening of the banks.

Mhaswad Tank.

187. This irrigation tank is formed by an earthen dam across the Man river, 9,000 feet long and 80 feet high at its highest point and has a storage capacity of 2,600 M.cft. It is situated on the eastern border of the Satara District but irrigates lands in the Sholapur District. Though the capacity is considerable the supply of water is not very reliable. The area irrigated during the year was about 5,300 acres yielding a gross revenue of about Rs. 55,300 and realising a return of about 1 per cent. on the capital invested.

188. Proposals for utilising the average discharge of 100 cusecs from the existing Mhaswad Canal in order to supplement the discharge at the tail of the Nira Right Bank Canal are under consideration and when these are carried out the Mhaswad Canal system will cease to appear as a separate and independent entity and will eventually merge into the Nira Right Bank Canal.

Godavari Canals.

189. This was the first of the important irrigation works undertaken in the Central Deccan for the protection of areas liable

to famine. It was started in 1907 and completed in 1915-16 at a cost of a little over one crore of rupees. The system comprises—

(1) a storage reservoir, called Lake Beale on the Darna river, with a capacity of 8,818 m. cft.,

(2) a pick-up weir at Nandur Madhmeshwar on the Godavari river,

(3) two canals, the Godavari Right and Left Bank canals taking off from the pick-up weir. The Right Bank Canal is 69 miles long and serves the northern tracts of the Ahmednagar District. The Left Bank Canal is 48 miles long, and irrigates lands in the South of the Nasik District and the North of the Ahmednagar District. The maximum designed discharges of the Right and Left Bank Canals at the head are 384 and 228 cusecs respectively.

190. The development of irrigation on these canals is fully up to expectations and sugar-cane cultivation is steadily advancing. There are at present about 9,400 acres under block agreements on the Godavari Right Bank Canal and about 6,600 acres on the Godavari Left Bank Canal.

191. The area of all crops irrigated by this system was just over 26,000 acres, yielding a gross revenue of about Rs. 5,07,000 or a probable net revenue of about Rs. 1,68,000 which represents a return of about $1\frac{1}{2}$ per cent. on the capital invested as compared with the average of about $2\frac{1}{2}$ per cent.

Mutha Canals and Matoba Tank.

192. This irrigation scheme consists of—

(1) a storage reservoir at Khadakwasla called Lake Fife impounding 3,950 million cubic feet, and

(2) the Mutha Right and Left Bank Canals.

The water of the lake is used for supplying drinking water to Poona and for irrigation on both banks of the river by means of the Right and Left Bank Canals, which take off from the flanks of the dam itself. The Right Bank Canal is 70 miles long and the Left Bank Canal 18 miles. The capital cost of the scheme is about 65 lakhs of rupees.

193. The system irrigated about 19,000 acres during the year, and earned a gross revenue of about Rs. 3,62,000 including earnings by the sale of water to Poona Cantonment and City; the probable net revenue is about Rs. 2,08,000 giving a return of 3 per cent. on the capital invested, which is the same as the average. The area of eight months or rabi leases under the Mutha Canals and Matoba Tank was about 400 and 1,700 acres respectively during the year.

194. The supply of water in Lake Fife is insufficient to meet the increasing demands for water supply for Poona and perennial crops on the canals and in order to provide adequate protection to the area commanded, a project is under investigation for increasing the capacity of the lake, either by raising the present dam or by constructing subsidiary storage dams in branch valleys. Proposals are also under consideration for enlarging the Mutha Right Bank Canal, there being a very keen demand for extension of irrigation in the Mutha Valley. The work done so far

consists in ascertaining the nature of foundations of dam sites by means of bores for the alternative dams and surveys for remodelling the canal.

195. The Matoba Tank is a small tank receiving its supply mainly from the Mutha Right Bank Canal during the monsoon months.

Kadwa River Works.

196. The Waghad Tank, with an earthen dam having a maximum height of 96 feet, is the main feature of this small scheme and supplies the Palkhed, Ojhar Tambat and Wadali Canals. The area irrigated during the year was about 5,000 acres, the gross revenue about Rs. 33,600 and the probable net revenue about Rs. 6,000. This scheme needs increased storage and the canals require some remodelling. The Investigations of a preliminary nature are being made.

Girna River Works.

197. This is a small irrigation system in the Nasik Collectorate comprising a storage reservoir called Chankapur Tank and the Girna Left Bank Canal about 19 miles long. The tank is situated on the Girna river, a tributary of the Tapti, and is formed by a masonry dam 140 feet high. The total area irrigated during the year was about 6,500 acres and the gross assessed revenue about Rs. 33,000.

Pravara River Works.

198. This system comprises—

- (1) a storage reservoir called Lake Arthur Hill on the Pravara river at Bhandardara, 29 miles by road from Igatpuri,
- (2) a pick-up weir at Ojhar, 53 miles downstream from Bhandardara, and
- (3) two canals named the Pravara Right and Left Bank Canals, 33 miles and 48 miles long respectively which take off from the Ojhar weir.

199. The Wilson Dam, which forms Lake Arthur Hill, was started in 1911 and has already been completed. The catchment area of the reservoir is 47 square miles, and the whole of the catchment is in the Ghats, which assures a good run-off. The dam, which is designed to impound water at a maximum depth of 270 feet, is about 1,600 feet long and is constructed across a gorge in the Pravara river valley. At present water to a depth of 260 feet can be impounded which gives a storage of 10,086 million cubic feet. This storage can be increased to 12,092 million cubic feet by the installation of automatic gates on the waste weir.


200. The pick-up weir at Ojhar is 890 feet in length. Silt has accumulated in the basin to such an extent that it now does not contain a full day's supply for both the canals. It is, therefore, proposed to increase the storage to a three days' supply and take measures to prevent further accumulation of silt by constructing a barrage or a syphon spillway with scouring sluices. As a result of preliminary investigation of the several sites it has been considered advisable to postpone consideration of this scheme till the site at Manglapur, which would act both as a supplementary storage and a balancing tank is thoroughly investigated.

201. The construction of both the Pravara Right and Left Bank Canals has been completed with the exception of a few buildings for residential




Wilson Dam at Bhandardara.

Downstream view showing water issuing from upper sluices.



Wilson Dam at Bhandardara.
View showing architectural treatment.



Wilson Dam at Bhandardara.
View showing the completed dam.

purposes for the staff on the canal system. The construction estimate of the project was closed at the end of June 1926. The canals are now in full operation, and with the storage at Lake Arthur Hill completed, a full supply will be available which is expected to bring a greater area under irrigation than has hitherto been possible. The gross commanded area under these canals is 2,28,720 acres, and they irrigate lands in Sangamner, Kopergaon, Rahuri and Newasa Talukas in the Ahmednagar Collectorate. The designed discharges of the Right and Left bank canals at head are 534 and 153 cusecs respectively and at tail 39 and 82 cusecs respectively.

202. The completion of the canals has brought about a rapid increase in the irrigated area. A large sugar factory owned by the Belapur Company and situated near Belapur Railway Station started operations in 1921 and the Company's area of sugarcane has risen from 550 acres in 1921-22 to 1,800 acres during the year. The concern will eventually have about 2,000 acres under sugarcane every year out of about 7,400 acres of gross area which the Company have acquired.

203. The area of all crops irrigated by the canals during the year was about 32,000 acres of which about 10,300 acres were under sugarcane as against 49,000 acres in the previous year. This falling off in area is chiefly due to a falling off in the rabi area caused by a favourable monsoon. The gross revenue was about Rs. 6,59,000 and the probable net revenue will be about Rs. 3,77,000.

(b) Works under Construction.

The Lloyd Dam at Bhatgar and the Nira Right Bank Canal.

204. This irrigation system, together with the remodelled Nira Left Bank Canal which will form an integral part of the completed scheme, will be the largest so far constructed in the Deccan. The canal passes through the Northern tracts of the Satara Collectorate and the Phaltan State but it will mainly benefit the Western portion of the Sholapur Collectorate, a tract notoriously liable to famine.

205. The project comprises the construction of a very large masonry dam at Bhatgar, known as the Lloyd Dam to take the place of the old Bhatgar Dam, a much smaller structure constructed some 40 years ago. The new lake will impound 24,198 million cubic feet of water and will supply both the old Left Bank Canal and the new Right Bank Canal, both of which take off from the pick-up weir on the Nira river at Vir, some 17 miles below Bhatgar. The Right Bank Canal will be about 107 miles long and end near Mohod in the Sholapur Collectorate.

206. The works were started in 1912 and though they passed through various vicissitudes consequent on the war the improvement made in the progress of construction in more recent years made it possible to commence irrigation from the new Right Bank Canal during the year 1924-25. A volume of about 5 lakhs of cubic feet of masonry was added to the dam during the year, bringing the total done up-to-date to about 212½ lakhs and leaving a balance of about 2½ lakhs to be done. The dam is practically completed with the exception of gaps where the electrical elevators were erected. Practically all deep cutting and high banks up to mile 106½

of the canal have been completed, with the exception of those close to certain masonry works in the Malsiras Division, which are in progress. All the masonry works down to mile 107 have been completed except a few aqueducts which are nearing completion. The progress on distributaries and branches is satisfactory and in accordance with the programme. The distribution system is being designed on up-to-date principles.

207. The whole perennial area under the canal has been carefully surveyed and soil classification carried out before designing channels.

208. A large venturi meter has been constructed to measure and record the discharge of the main canal at its head and standing wave meter flumes are to be constructed at miles 48 and 79, to measure the discharges leaving Phaltan State territory and at the end of the perennial section of the canal.

209. The total expenditure incurred on works alone during the year amounted to about 12.45 lakhs of rupees, bringing the total outlay on works up-to-date to about 296 lakhs of rupees, against the estimated cost of works of Rs. 384 lakhs.

210. During the year the area irrigated was about 26,500 acres yielding a gross revenue of about Rs. 1,93,000.

Nira Valley Development Project.

211. As the storage provided by the Lloyd Dam at Bhatgar will not suffice for the full development of irrigation on the two canals, an amplified scheme, viz., the Nira Valley Development project which provides for widening and remodelling the Nira Left Bank Canal and for building a new dam at Vir to supplement the supply from Bhatgar has been sanctioned by the Secretary of State. The additional works will cost Rs. 127½ lakhs and will enable the canal to show a greatly improved return on capital outlay. Pending the development of the Nira Right Bank Canal the remodelling of the existing Left Bank Canal has been put in hand so as to take full advantage of the extra storage at Bhatgar and the work is in progress.

(ii) Works for which Capital Accounts are not kept.

212. These include numerous bandharas or weirs built across small streams having a good supply of water to raise the level of the water sufficiently to enable them to command the lands to be irrigated. In all there are about 300 of these small works in the Nasik Collectorate alone and a large number also exist in West Khandesh. The outlay on repairs and extensions and improvements of these works and small village channels amounted to about Rs. 29,000 during the year against Rs. 35,000 the average.

4. SOUTHERN CIRCLE.

(i) Works for which Capital Accounts are kept.

Gokak Canal.

213. Among the irrigation works in the Southern Circle, the Gokak Canal 1st Section and Storage Works at Dhupdal is the most important.

The system consists of a weir across the Ghataprabha River at Dhupdal about two miles from the Hukeri Road Station on the Madras and Southern Mahratta Railway in the Belgaum District, 16 miles of main and branch canals and 36 miles of distributaries. The water level of the Dhupdal Storage Reservoir on the 1st of April 1926 was 17·86 feet. The level went down gradually and reached 5·00 on the evening of 31st May. The lake practically remained at this level, *i.e.*, nearly dry, till the evening of 8th June. The reservoir then commenced to get replenishment and overflowed on 28th June 1926. At the end of the monsoon the crest of the weir was temporarily raised by 4 feet. The work of fixing removable wooden shutters is done at the end of each monsoon and the shutters are removed before the advent of the following monsoon. This arrangement has now made it possible to conserve a far larger quantity of water at the beginning of the cold weather than before and thereby to bring more area under rabi cultivation. Full supply up to the raised crest, *i.e.*, 26·00 feet on the gauge, was obtained on 26th October. The crops got sufficient water for the whole season. The area of sugarcane was limited to 100 acres.

214. The cotton mills at Gokak were supplied with water as usual for which they have to pay to Government Rs. 14,313 annually. Owing however to insufficient replenishment the requirements of the mills were met only partially from 9th April to 19th June 1926, and a compensation of Rs. 1,592-14-9 was therefore paid to the Mills as stipulated in the agreement.

215. The arrangement of supplying water for pumping engines of the Madras and Southern Mahratta Railway at Hukeri Road Station was continued during the year at the rate of one anna for each engine watered and two annas for water supplied to the passengers per day. A sum of Rs. 368 was recovered from the Railway Company for the supply.

216. The total area irrigated during the year under the Gokak Canal was 12,244 acres against 11,854 acres in the previous year and 11,427 acres, the average. The increase is due to more demand for water on account of failure of rains in the rabi season.

217. The water rate assessed during the year was Rs. 80,136 against Rs. 76,728 of the last year and Rs. 62,762, the average. The increase is due to increase in the area irrigated.

Dharma Canal.

218. The monsoon was not so favourable as it was expected to be. Water was admitted into the canal on 6th July 1926 and the canal ceased to flow on 28th November 1926. Crops under direct irrigation of the canal and also those under the tanks fed by the canal were in good condition due to judicious distribution of water.

Other Works.

219. The remaining works are a few tanks irrigating from 50 to 600 acres and are situated chiefly in the Dharwar Irrigation Division.

220. *Total area irrigated and assessment.*—The total area irrigated on all the works was 19,826 acres and the gross assessed revenue Rs. 1,12,173 against 19,502 acres and Rs. 96,756, the average, respectively.

(ii) *Works for which Capital Accounts are not kept.*

221. Most of the irrigation works under this head are in the Dharwar Irrigation Division. They supplement rainfall and irrigate rice whenever there are long breaks in the monsoon. Repairs to 108 tanks were carried out at a total cost of Rs. 62,166, the average expenditure on such repairs being Rs. 57,923. The total area irrigated by these small works was 90,748 acres and the irrigation share of the consolidated assessment amounted to Rs. 3,08,786.

5. SCIENTIFIC WORKS.

(a) *Engineering questions that have arisen.*

222. Observations to ascertain losses by evaporation and absorption were made by means of iron tanks in certain tanks and reservoirs and the results are published in the Annual Report of Supplies of water available for irrigation works, etc., for the year 1926.

(b) *Special Irrigation Division.*

223. This Executive charge carries out experiments and research work in connection with the many problems met with in the scientific development of Deccan Irrigation.

224. The principal subjects handled are dealt with below :

Land Drainage.—It has now been proved that waterlogged lands can be drained and reclaimed at a comparatively small cost by means of a system of permanent drains, combined, in the first few years, with the restoration of the physical texture of the soil by means of surface-washing or 'leaching' of the salts in the case of salt-affected lands. The texture of the soil is revived by suitable initial plantation, green manuring, admixture of coarse vegetable matter, etc. Three such drainage and reclamation schemes have been completed, the areas of which aggregate 391 acres; the total cost was Rs. 59,844, the average cost per acre being thus Rs. 153. About 350 acres in these schemes are now under successful irrigation, and the land, formerly worth little or nothing, is now worth about Rs. 500 per acre. Co-operative financing of drainage schemes has been attempted but found practically impossible and the only solution appears to be for the work to be done by the State and a cess for the increase of irrigation facilities to be imposed.

225. The following Land Drainage Schemes are in progress :—

	Estimated cost.	Protected area.	Damaged area.
<i>Nira Left Bank Canal.</i>			
1. Malegaon Drainage Scheme	Rs. 37,586	1,450	507
2. Hol, Murum and Karanja Scheme	79,607	2,275	750
<i>Godavari Left Bank Canal.</i>			
3. Kopargaon Drainage Scheme	38,852	1,480	525
<i>Pravara Left Bank Canal.</i>			
4. Khandala-Nandur Drainage Scheme	24,874	1,500	190

226. The idea of carrying out the work of Manjri Drainage Scheme on the Mutha Right Bank Canal by contribution has now been dropped and the work is now to be carried out at Government expense. Manjri Drainage Co-operative Society collected Rs. 4,000 towards the scheme, but could do no more towards financing it. In no other case was financial assistance, co-operative or otherwise, forthcoming to assist in starting such schemes, in spite of the fact that the success of those already carried out was patent and was fully recognised by the cultivators, who expressed a keen desire for further schemes to be carried out by Government.

227. For examining the possibilities of further drainage schemes detailed surveys of the catchments of nalas in the Nira, Godavari and Pravara Canals areas were carried out and the preparation of plans and estimates for these schemes is in hand.

228. In the case of the drainage scheme near Baramati, all the badly damaged area was acquired by Government and this, together with the old experimental area, totals 161 acres. Most of this area is now reclaimed. The problem of reclaiming salt lands and spoilt areas under various canals has now been practically solved.

229. *Soil classification, etc.*—The area classified during the year on the Nira Left Bank canal totalled 96,964 acres. The cost of the soil survey worked out to 10 acres to the rupee. Soft murum coarse soil was also distinguished from hard murum coarse soil which is a new and important refinement. Branch No. 1 and minor No. 7 of the Nira Right Bank Canal were surveyed during the year. On the Godavari Canals the soft and hard murum survey in Blocks Nos. 5 to 10, Culvert 29 area Dauch and Savalvihir areas was completed. On the Pravara Canals, Blocks 1 to 5 of the Right Bank and Block 1 of the Left Bank were classified, the areas being 12,000 acres and 2,200 acres respectively. Soil classification of the Mutha Right Bank Canal area was continued and an area of 54,000 acres was surveyed. The peculiarities of soil and sub-soil in places where good crops are obtained and in places where the soil is incapable of growing any crop were investigated and compared. The results obtained corroborated the last two years' experience, namely that crops respond primarily to the surface soil conditions and are not greatly affected by sub-soil conditions. It was also found that a good deal of coarse soil area was underlaid by soft murum capable of being turned into good soil, rendering possible an increase in the areas suitable for cane. A survey of such murum areas was started.

230. *Soil physics.*—It has been observed that a deflocculated soil with no salt appearing on the surface does not give good crops. In order to find out the cause, samples of the surface soil and subsoil were analysed mechanically. The results showed that cane failed for the reason that the high clay contents in the surface soil prevented good air circulation and obstructed drainage. With a view to improving such deflocculated soils various types of fertilizers were tried on a small scale, a fixed amount of each being given to equal-sized plots. Conductivity tests and Chemical

analysis were carried out to investigate the periodical variation in the quantity of soluble salts in drainage water. Mechanical analyses and capillary tests were carried out to ascertain the physical conditions of various soils before and after drainage and treatment.

231. *Well observations.*—Observations of levels of water in wells are being made in the areas irrigated by the principal canals as well as in those likely to be irrigated in the near future.

232. *Aquatic weeds.*—The intensity and distribution of the different varieties of aquatic weeds in different canals were observed. Charts of the distribution of water weeds as they existed in March 1926 were prepared for the Godavari Right and Left, Pravara Right and Left, and Nira Right Bank Canals. The variety of weeds called Potamogeton Perfoliatus is now dying out, while those called Potamogeton Peetinatus and Vilaneria are found in abundance in these canals. The growth of weeds has started in the Nira Right Bank Canal and has become less in the head reaches of the Godavari Canals. It is found that the greater the turbidity the less the weeds, indicating that light is an important factor.

233. *Block formation.*—Formation of perennial blocks on the Godavari Canals was continued during the year. The classification of areas has been modified to some extent to make the meaning of the different classes more clear. Index plans showing these classes by different colours were prepared for giving wide publicity to the classification of the areas. On these canals there are more than twice as many local block-holders as lessee block holders. The main principles in block selection were :—

(1) Unitisation, i.e., sanctioning blocks in multiples of $1\frac{1}{2}$ acres (i.e., $\frac{1}{2}$ acre cane).

(2) Concentration—isolated blocks were refused permission and owners were induced to take up areas where blocks were concentrated.

(3) Areas which could not be commanded easily were refused permission; also shallow and coarse soils were not selected for blocks.

Suitability of areas for different crops of the several distributaries of the Nira Right Bank Canal was worked out and the discharges fixed.

234. *Effluent scheme and crop experiments.*—Effluent from the Poona City sewage is pumped to the Experimental Farm at Hadapsar, where it is diluted with canal water and distributed both to experimental fields and to private lands. It is satisfactory to be able to record that the effluent has proved a very valuable form of manure and one which the people greatly appreciate. It is observed that no deterioration in the physical condition of the soil is caused, and that the outturn from crops is in no way inferior to that obtained by other methods of manuring. The Effluent zone was extended to the whole of distributary No. 5 of the Mutha Right Bank Canal. The crops irrigated on effluent were 254 acres of sugarcane, 10 acres of other perennials and 12 acres of seasonal crops. The assessment charges of the effluent area for effluent alone were Rs. 28,452 and the average discharge of effluent for the year was 1.04 cusecs and thus the money value of the effluent worked out to Rs. 27,358 per cusec year as against last year's figure of Rs. 31,266. The reason for the small reduction

in value was the reduction of the proportion of nitrogen content. Experiments were carried out to ascertain the effect of varying the interval between waterings and it was found that the 10 days' interval gave the best results. In rotation period the quantity of water applied was the same in all plots, but the period between waterings was 8, 10, 12 and 15 days respectively. The results in order of merit were 10, 15, 8 and 12 days.

235. Effluent analysis and water requirement experiments formed the main work at the laboratory at the farm. Experiments to find out the loss of 'N' in the effluent, if any, under various treatments, such as drainage, aeration, and transit in channels, are in progress. The farm served as a demonstration area for the irrigators of distributary No. 5. Demonstration plots were also opened in irrigators' fields to show that top-dressings are not necessary for cane in addition to effluent. Experiments were carried out in the water culture house for finding out the amount of water consumed, per pound of dry matter produced in the case of cane, and are being continued.

236. On the effluent farm a turbine of 6 Horse Power is installed on a fall of 10 feet occurring in an irrigation channel. By means of this power all the cane grown on the farm is crushed.

237. *Hydraulic Experiments.*—An up-to-date Hydraulic Testing Station was started in 1921 on the farm, where meters, measuring and regulating devices, modules, etc., for use on irrigation channels are tested.

238. *Modules.*—The most suitable module so far devised for canal outlets is the Gibb Module. This type is now being introduced on certain experimental distributaries. Where the canal supply fluctuates it is not desirable to use rigid modules such as the Gibb type, and under such conditions semi-modules, which are unaffected by variations in downstream water level, but give discharges varying slightly with upstream fluctuations of the water level are suitable. The question of designing semi-modular types of outlets, flume meter falls and meters were the subject of experiment at distributary No. 5, Mutha Right Bank Canal during the year.

239. *Standing Wave Flumes.*—The long-throated type of flume was adopted and a standard design prepared. A weir type flume, similar to the above except that the width of the flume was much greater in proportion to the depth, was also designed to suit certain conditions.

240. *Falls on canals and distributaries.*—Hitherto vertical falls were constructed on canals and distributaries where the slope of the land was excessive. A new design of fall has been worked out at the Station which consists of a sloping flume discharging into a downstream chamber in which the excess kinetic energy is dissipated by a standing wave or by baffles projecting from the bed. Experiments on standing wave flume meter falls were continued during the year. Some Spramex lining was done as a water-proof covering to the sides of Manjri channel and experiments were carried out to find the leakage in the stone-lined and concrete-lined channels,

241. The following models were constructed in reinforced cement concrete for the Presidency Agricultural Show :—

- (1) Crump Adjustable Proportional Module ;
- (2) Kirkpatrick flume ;
- (3) Kirkpatrick orifice with guides ;
- (4) Standing Wave Pipe Outlet ;
- (5) Crump Standing Wave Flume ;
- (6) The model of Manjri Drainage Scheme ;
- (7) 74½" Standing Wave Flume meter fall.

242. A model of the automatic gates at Khadakvasla has been constructed to ascertain the discharge for various spans when only one gate is open, and when 2 gates, 3 gates, etc. are open. The discharge from two gates alongside flowing simultaneously is appreciably less than the sum of the discharges of the two gates flowing separately.

243. *Syphon Spillways*.—Experiments on a large scale have been carried out in connection with syphon spillways, which are devices designed to carry off floods from storage works with high efficiency and without making use of any mechanical gates.

Small model syphons 4' and 10' in height were erected at distributary No. 5 and experiments were carried out.

(c) *River Gauging.*

244. Wherever there is any possibility of developing irrigation, arrangements have been made to gauge the rivers concerned and record the rainfall in the catchment areas. Investigations are also being made as to the silt contents of the water in several rivers.

Administrative Accounts
Public Works Department
(Irrigation)
Bombay Presidency

For the Year 1926-27

TABLE OF CONTENTS

Name of Work.	No. 1, General Abstract of Financial Results.	No. 2, Capital Account.	No. 3, Revenue Account.	No. 4, Interest Account.	No. 5, Account of Indirect Charges.	No. 6, Statement comparing charges to date with sanctioned estimates.
PRODUCTIVE	Pages	Pages	Pages	Pages	Pages	Pages
<i>Sind</i>						
Review						
1 Desert Canal	2 to 5	18 and 19	20 and 21	22	22	23
2 Unharwah	2 to 5	24 and 25	26 and 27	28	28	29
3 Begari Canal	2 to 5	30 and 31	32	32
4 Sukkur Canal	2 to 5	33 and 34	35	35
5 Ghar Canal	2 to 5	36 and 37	38	38
6 Alibhar Kacheri Canal ..	2 to 5	39 and 40	41	41
7 Great Marak Canal ..	2 to 5	42 and 43	44	44
8 Sarfrazwah	2 to 5	45 and 46	47	47
9 Fuleli Canal	2 to 5	48 and 49	50 and 51	52	52	53
10 Naulakhi	2 to 5	54 and 55	56	56
11 Kalri Canal	2 to 5	57	58 and 59	60	60	61
12 Pinyari Canal	2 to 5	62	63 and 64	65	65	66
13 Indus Canal Right Bank ..	2 to 5	67 and 68	69	69
14 Indus Canal Left Bank ..	2 to 5	70	71 and 72	73	73	74
15 Sind Canals and Branches..	2 to 5	75	76 and 77	78	78	79
16 Rajib Chitti and Garang Canals.	2 to 5	80 and 81	82 and 83	84	84	85
17 Canals in Rohri	2 to 5	86 and 87	88 and 89	90	90	91
18 Western Nara and Pritchard.	2 to 5	92	93 and 94	95	95	96
19 Phitta	2 to 5	97 and 98	99	99
20 Marviwah	2 to 5	100	101	101
21 Gharo Mahamudo	2 to 5	102 and 103	104	104
Kari Shumali	2 to 5	105 and 106	107	107
23 Nasirwah	2 to 5	108 and 109	110	110
24 Indus Canals (other canals Fuleli District).	2 to 5	111 and 112	113 and 114	115	115	116
25 Dambhro Canal	2 to 5	117 and 118	119	119
26 Lloyd Barrage and Canals Construction.	6 to 9	120, 121, 122	123	123	124
27 Garkino Canal	6 to 9	125 and 126	127	127	128
<i>Deccan and Gujarat</i>						
28 Gadikori Tank	6 to 9	129	130	130
29 Movinkop Tank	6 to 9	131 and 132	133	133
30 Shahada Channel	6 to 9	134 and 135	136 and 137	138	138	139

TABLE OF CONTENTS

Name of Work.	No. 1, General Abstract of Financial Results.	No. 2, Capital Account.	No. 3, Revenue Account.	No. 4, Interest Account.	No. 5, Account of Indirect Charges.	No. 6, Statement comparing charges to date with sanctioned estimates.
	Pages	Pages	Pages	Pages	Pages	Pages
UNPRODUCTIVE						
<i>Sind</i>						
31 Eastern Nara Works ..	6 to 9	140, 141 and 142	143 and 144	145	145	146
32 Jamrao Canal ..	6 to 9	147, 148 and 149	150 and 151	152	152	153
33 Hasanaliwah ..	6 to 9	154 and 155	156 and 157	158	158	159
34 Mahiwh ..	6 to 9	160 and 161	162 and 163	164	164	165
35 Dad Canal ..	6 to 9	166 and 167	168 and 169	170	170	171
36 Nasrat Canal ..	6 to 9	172 and 173	174	174
37 Suttah Canal ..	6 to 9	175 and 176	177	177
38 Baghar Canal ..	6 to 9	178 and 179	180 and 181	182	182	183
39 Dadu Canal ..	6 to 9	184 and 185	186	186
40 Scharwah ..	6 to 9	187 and 188	189	189	190
41 Naulakhi (abandoned project).	6 to 9	191	191	192
<i>Deccan and Gujarat</i>						
42 Hathmati and Khari Cut Canal.	10 to 13	193 and 194	195	195
43 Wangroli Tank ..	10 to 13	196 and 197	198	198
44 Tranza Nagrama Tank ..	10 to 13	199 and 200	201	201
45 Savli Tank ..	10 to 13	202 and 203	204	204
46 Sahiat Tank ..	10 to 13	205 and 206	207	207
47 Futelao Tank ..	10 to 13	208 and 209	210	210
48 Lower Panjhra River Works.	10 to 13	211 and 212	213	213
49 Hartala Tank ..	10 to 13	214 and 215	216	216
50 Mhaswa Tank ..	10 to 13	217 and 218	219	219
51 Jamda Canal ..	10 to 13	220 and 221	222	222
52 Bhatodji Tank ..	10 to 13	223 and 224	225	225
53 Ekruk Tank ..	10 to 13	226 and 227	228	228
54 Koregaon Tank ..	10 to 13	229 and 230	231	231
55 Ashti Tank ..	10 to 13	232 and 233	234	234
56 Pathri Tank ..	10 to 13	235 and 236	237	237
57 Krishna Canal ..	10 to 13	238 and 239	240 and 241	242	242	243
58 Mhaswad Canal ..	10 to 13	244 and 245	246	246
59 Rewari Canal ..	10 to 13	247 and 248	249	249
60 Upper Man River Works ..	10 to 13	250 and 251	252	252
61 Yerla River Irrigation Works.	10 to 13	253 and 254	255	255
62 Chikhli Canal ..	10 to 13	256 and 257	258	258
63 Maini Tank ..	10 to 13	259 and 260	261	261
64 Muchkundi Tank ..	10 to 13	262 and 263	264	264

TABLE OF CONTENTS

iii

Name of Work	No. 1, General Abstract of Financial Results.	No. 2, Capital Account.	No. 3, Revenue Account.	No. 4, Interest Account.	No. 5, Account of Indirect Charges.	No. 6, Statement comparing charges to date with sanctioned estimates.
	Pages	Pages	Pages	Pages	Pages	Pages
UNPRODUCTIVE—contd.						
Deccan and Gujarat—contd.						
65 Gokak Canal, 1st Section and Storage Works.	10 to 13	265 and 266	267 and 268	269	269	270
66 Dambal Tank	10 to 13	271 and 272	273	273
67 Medleri Tank	10 to 13	274 and 275	276	276
68 Madag Tank	10 to 13	277 and 278	279	279
69 Asundi Tank	10 to 13	280 and 281	282	282
70 Dharma Canal	10 to 13	283 and 284	285	285
71 Kadwa River Works ..	10 to 13	286 and 287	288	288
72 Chankapur Tank	10 to 13	289 and 290	291	291
73 Pravara River Works ..	10 to 13	292, 293 and 294	295 and 296	297	297	298
74 Godavari Canal	14 to 17	299 and 300	301 and 302	303	303	304
75 Parsul Tank	14 to 17	305 and 306	307	307
76 Mutha Canal including Matoba Tank.	14 to 17	308 and 309	310 and 311	312	312	313
77 Nira Left Bank Canal and Shetphal Tank.	14 to 17	314 and 315	316 and 317	318	318	319
78 Nira Right Bank Canal ..	14 to 17	320 and 321	322	323	323	324
79 Kasurdi Tank	14 to 17	325 and 326	327	327
80 Shirsuphal Tank	14 to 17	328 and 329	330	330
81 Bhadalwadi Tank	14 to 17	331 and 332	333	333
82 Budhihal Tank	14 to 17	334 and 335	336	336	337
83 Gokak Canal Survey	14 to 17	338	339	339	340
84 Victoria Tank	14 to 17	341 and 342	343	343	344
85 Suki River	14 to 17	345	345	346
86 Gokak Canal, 2nd Section..	14 to 17
87 Works for which only Re- venue Accounts are kept— Sind.	347 and 348

REVIEW OF THE ADMINISTRATIVE ACCOUNTS OF THE BOMBAY PRESIDENCY, IRRIGATION BRANCH, FOR THE YEAR 1926-27, AS REQUIRED BY ARTICLE 328 OF THE ACCOUNT CODE (FIRST EDITION).

1. Cases in which a change of classification of Projects from Productive to Unproductive or *vice versa* is necessary.

The percentage of return on sum-at-charge for the last three years in the case of the following canals is as given below :—

Works classified as ' Productive ' during the year 1926-27.

		1924-25	1925-26	1926-27
1. Kalri Canal	2.75	2.56	..
2. Mavinkop Tank	3.75	2.44	3.84

Works classified as ' Unproductive ' during the year 1926-27.

3. Suttah Canal	14.76	9.59	8.99
4. Baghar Canal	6.61	6.04	4.41
5. Ekruk Tank	4.05	4.46	5.14
6. Nira Left Bank Canal and Shetphal Tank	5.22	4.84	5.16

The classification of the Kalri canal has been changed from Productive to Unproductive and that of the Baghar canal from Unproductive to Productive with effect from 1st April 1927 according to the orders contained in Government Memorandum No. 509-I.W., dated 25th June 1926. It is for Government to consider whether the orders contained in Government Memorandum Nos. 509-I.W., dated 25th June 1926 and 5th September 1925 regarding continuance of classification of Suttah Canal, Mavinkop Tank, Nira Left Bank Canal and Shetphal Tank and Ekruk Tank should not be revised in view of the percentage of return shown against each of them.

2. Cases in which an abnormal increase under working expenses is not accompanied by an adequate increase in the receipts.

The following canals come under this class. The working expenses and the receipts for the year 1926-27 as compared with those of the previous year are given below :—

		Working Expenses (Direct and Indirect)		Receipts (Direct and Indirect)	
		1925-26	1926-27	1925-26	1926-27
		Rs.	Rs.	Rs.	Rs.
Sukkur Canal	93,756	1,17,106	1,52,680	1,53,108
Rajib, Chitti and Garang	19,175	26,796	79,809	78,720
Marviwah	7,165	17,089	16,233	17,856

	Working Expenses (Direct and Indirect)		Receipts (Direct and Indirect)	
	1925-26 Rs.	1926-27 Rs.	1925-26 Rs.	1926-27 Rs.
Hathmati and Khari Cut	41,234	59,414	47,256	23,554
Lower Panjhra River Works ..	3,471	8,295	24,728	23,261
Gokak Canal 1st Section and Storage Works ..	18,870	20,953	1,01,041	97,464
Medleri ..	995	2,566	937	521
Kadwa River Works ..	31,074	61,902	48,437	47,112

3. Cases in which receipts show a marked decline and there is no known reason for this.

The following cases come under this class :—

	1925-26 Rs.	1926-27 Rs.
Fuleli Canal	8,39,976	7,77,255
Kalri	48,030	36,743
Indus Canal Right Bank	53,697	47,826
Nasirwah	74,170	69,018
Baghar	89,003	81,317
Hathmati and Khari Cut	47,256	23,554
Wangroli	6,983	4,170
Tranza Nagrama	1,367	854
Savli	3,204	2,796
Sahiat	4,835	1,539
Bhatodi	8,971	6,986
Koregaon	2,526	2,010
Pathri	12,802	11,288
Rewari	1,418	338
Upper Man River Works	3,916	612
Chikhli	1,846	605

R. L. McKERNAN,
Accountant General.

*No. 1.—General Abstract of Financial Results of Irrigation,
Navigation, Embankment and Drainage Works for which
separate Revenue Accounts are kept*

PUBLIC WORKS DEPARTMENT, IRRIGATION BRANCH.

No. 1.—General Abstract of Financial Results of Irrigation, Navigation, Embankment

Names of Projects.	COST OF CONSTRUCTION AS NOW ESTIMATED.			During
	Direct Charges.	Indirect Charges.	Total.	
1	2	3	4	5
	Rs.	Rs.	Rs.	Rs.
<i>55.—Construction of Irrigation, Navigation, Embankment and Drainage Works—A—Irrigation Works.</i>				
PRODUCTIVE.				
SIND.				
<i>Works in Operation.</i>				
Desert Canal	26,77,717	80,862	27,58,579	1,297
Unharwah	7,79,839	21,124	8,00,963	582
Begari Canal	23,98,462	79,336	24,77,798
Sukkur do.	14,21,461	63,113	14,84,574
Ghar do.	6,43,570	34,733	6,78,303
Alibharkacheri Canal	1,03,430	3,739	1,07,169
Great Marak do.	4,41,387	16,641	4,58,028
Sarfranzwah	1,18,559	6,121	1,24,680
Fuleli Canal	30,96,562	1,27,859	32,24,421	41,748
Navlakhi	1,31,640	4,038	1,35,678
Kalri Canal	98,514	3,058	1,01,572	235
Pinyari do.	12,23,247	42,063	12,65,310	44,863
Indus Canal—Right Bank	86,927	1,833	88,760
Indus Canal—Left Bank	2,57,504	6,196	2,63,700	1,795
Sind Canals and Branches	8,24,141	10,415	8,34,556
Rajib, Chitti and Garang Canals	2,83,348	5,065	2,88,413	216
Canals in Rohri	1,93,671	3,509	1,97,180
Western Nara and Pritchard	22,48,267	59,043	23,07,310	90,230
Phitta	25,570	566	26,136
Marviwah	9,507	230	9,737
Gharo Mahamudo	1,06,040	3,745	1,09,785
Kari Shumali	15,191	602	15,793
Nasirwah	45,640	1,517	47,157
Indus Canals (other Canals Fuleli District)	1,12,485	3,443	1,15,928	470
Dambhro	50,514	1,304	51,818
Total, Works in operation, carried over	1,73,93,193	5,80,155	1,79,73,348	1,81,436

and Drainage Works for which separate Revenue Accounts are kept.

CAPITAL OUTLAY.					GROSS RECEIPTS DURING THE YEAR.		
the year.		To end of year.			Direct Receipts.	Portion of Land Revenue due to work.	Total.
Indirect Charges.	Total.	Direct Charges.	Indirect Charges.	Total.			
6	7	8	9	10	11	12	13
Rs.	Rs.	Rs.	Rs.	Rs.	Rs.	Rs.	Rs.
188	1,485	26,74,305	80,751	27,55,056	84,909	4,39,752	5,24,661
5	587	7,80,140	21,215	8,01,355	1,669	2,50,520	2,52,189
....	23,98,462	79,336	24,77,798	38,618	6,23,070	6,61,688
....	14,21,461	63,113	14,84,574	4,072	1,49,036	1,53,108
....	6,43,570	34,733	6,78,303	21,303	8,18,951	8,40,254
....	1,03,430	3,739	1,07,169	2,401	12,145	14,546
....	4,41,387	16,641	4,58,028	7,433	1,35,006	1,42,439
....	1,18,559	6,121	1,24,680	2,983	33,249	36,232
417	42,165	30,98,823	1,19,831	32,18,654	75,513	7,01,742	7,77,255
....	1,31,640	4,038	1,35,678	1,361	1,59,011	1,60,372
....	235	98,514	3,058	1,01,572	362	36,381	36,743
316	45,179	11,97,496	34,548	12,32,044	4,046	2,58,127	2,62,173
....	86,927	1,833	88,760	1,984	45,842	47,826
9	1,804	2,54,973	5,969	2,60,942	2,067	1,10,355	1,12,422
....	8,24,141	10,415	8,34,556	5,495	2,53,727	2,59,222
242	458	2,82,206	4,618	2,86,824	1,106	77,614	78,720
....	1,93,671	3,509	1,97,180	5,462	1,52,253	1,57,715
724	90,954	21,21,200	52,682	21,73,882	17,447	8,58,134	8,75,581
....	23,570	566	26,136	418	13,824	14,242
....	9,507	230	9,737	34	17,822	17,856
....	1,06,040	3,745	1,09,785	6,255	1,58,438	1,64,693
....	15,191	602	15,793	2,930	77,829	80,759
....	45,640	1,517	47,157	863	68,155	69,018
....	470	1,12,485	3,443	1,15,928	939	78,925	79,864
....	50,514	1,304	51,818	67	42,690	42,757
1,901	1,83,337	1,72,35,852	5,57,557	1,77,93,409	2,89,737	55,72,598	58,62,335

PUBLIC WORKS DEPARTMENT, IRRIGATION BRANCH.

No. 1.—General Abstract of Financial Results of Irrigation, Navigation, Embankment

Names of Projects.	WORKING EXPENSES DURING THE YEAR.			NET RESULTS
	Direct Charges.	Indirect Charges.	Total.	Net receipts (or excess Revenue).
1	14	15	16	17
	Rs.	Rs.	Rs.	Rs.
<i>55.—Construction of Irrigation, Navigation, Embankment and Drainage Works—A—Irrigation Works.</i>				
PRODUCTIVE.				
SUB.				
Works in Operation.				
Desert Canal	2,35,818	1,681	2,37,499	2,87,162
Unbarwah	87,637	655	88,292	1,63,897
Beguri Canal	3,84,329	2,878	3,87,207	2,74,481
Sukkur do.	1,16,197	909	1,17,106	36,002
Ghar do.	4,00,638	3,611	4,04,249	4,36,005
Alibharkacheri Canal	4,305	18	4,323	10,223
Great Marak Canal	67,391	401	67,792	74,647
Sarfranzwah	18,100	110	18,210	18,022
Fuleli Canal	2,52,356	1,510	2,53,866	5,23,389
Navlakhi	49,851	284	50,135	1,10,237
Kalri Canal	45,762	350	46,112
Pinyari do.	1,92,947	1,428	1,94,375	67,798
Indus Canal—Right Bank	31,227	230	31,457	16,369
Indus Canal—Left Bank	67,004	485	67,489	44,933
Sind Canals and Branches	98,407	670	99,077	1,60,145
Rajib, Chitti and Garang	26,619	177	26,796	51,924
Canals in Rohri	1,11,290	845	1,12,135	45,580
Western Nara and Pritchard	4,12,879	2,902	4,15,781	4,59,800
Phitta	4,165	27	4,192	10,050
Marviwah	16,961	128	17,089	767
Gharo Mahmud	79,108	489	79,597	85,096
Kari Shumali	43,755	276	44,031	36,728
Nasirwah	35,302	220	35,522	33,496
Indus Canals (other Canals Fuleli District)	50,094	320	50,414	29,450
Dumbro	12,526	70	12,596	30,161
Total, Works in operation, carried over	28,44,668	20,674	28,65,342	29,96,993

ADMINISTRATIVE ACCOUNTS FOR THE YEAR 1926-27.

5

and Drainage Works for which separate Revenue Accounts are kept.

(EXCLUDING INTEREST) FOR THE YEAR.			Simple Interest for the year at 3·3252 per cent. on capital outlay to end of 1916-17 and at 5·64 per cent. on subsequent outlay.	NET RESULTS (INCLUDING INTEREST) FOR THE YEAR.			
Net payments (or deficit).	Rate per cent.			Excess Revenue (or profit).	Deficit (or loss).	Rate per cent.	
	Of Net Receipts.	Of Net Payments.				Of excess Revenue.	Of deficit.
18	19	20	21	22	23	24	25
Rs.			Rs.	Rs.	Rs.		
....	10·42	89,663	1,97,499	7·16
....	20·45	26,204	1,37,693	17·18
....	11·08	80,357	1,94,124	7·83
....	2·43	48,579	12,577	·85
....	64·28	23,602	4,12,403	60·80
....	9·54	5,297	4,926	4·60
....	16·30	20,092	54,555	11·91
....	14·45	3,942	14,080	11·29
....	16·26	1,29,048	3,94,341	12·25
....	81·24	5,122	1,05,115	77·46
9,369	9·22	4,056	13,425	13·22
....	5·50	54,728	13,070	1·06
....	18·44	3,923	12,446	14·02
....	17·21	9,497	35,436	13·58
....	19·19	29,881	1,30,264	15·61
....	18·10	10,106	41,818	14·68
....	23·11	8,211	37,369	18·94
....	21·15	72,036	3,87,764	17·84
....	38·45	874	9,176	35·11
....	7·88	316	451	4·63
....	77·51	3,834	81,262	74·02
....	232·56	620	36,108	228·63
....	71·03	1,742	31,754	67·34
....	25·40	4,703	24,747	21·35
....	58·21	1,737	28,424	54·85
....	16·08	6,38,170	23,58,823	13·26

Names of Projects.	COST OF CONSTRUCTION AS NOW ESTIMATED.			During
	Direct Charges.	Indirect Charges.	Total.	
1	2	3	4	5
	Rs.	Rs.	Rs.	Rs.
Brought forward ..	1,73,93,193	5,60,155	1,79,73,348	1,81,436
<i>55.—Construction of Irrigation, Navigation, Embankment and Drainage Works—A—Irrigation Works.</i>				
PRODUCTIVE				
SIND				
<i>Works under Construction.</i>				
Lloyd Barrage and Canals Construction ..	17,80,08,068	55,39,475	18,35,47,543	1,89,72,710
Garkino Canal	1,25,551	4,091	1,29,642	20,663
Total ..	17,81,33,619	55,43,566	18,36,77,185	1,89,93,373
Total, Sind ..	19,55,26,812	61,23,721	20,16,50,533	1,91,74,809
DECCAN AND GUJARAT.				
<i>Works in Operation.</i>				
Gadikeri Tank	16,363	555	16,918
Mavinkop Tank	30,185	3,319	33,504
Shahada Channel	1,00,739	6,808	1,07,547	5,166
Total, Deccan and Gujarat ..	1,47,287	10,682	1,57,969	5,166
Total, Productive ..	19,56,74,099	61,34,403	20,18,08,502	1,91,79,975
UNPRODUCTIVE.				
SIND.				
<i>Works in Operation.</i>				
Eastern Nara Works	83,43,425	3,00,372	86,43,797	5,326
Jamrao Canal	96,40,376	3,02,122	99,42,498	—330
Hassanaliwah	2,94,917	15,165	3,10,082	1,623
Mahiwah	13,98,177	59,320	14,57,497
Dad Canal	26,10,802	99,861	27,10,663	9,072
Nasrat do.	18,08,468	58,276	18,66,744
Suttah do.	1,81,886	6,270	1,88,156
Bagbar do.	7,73,766	22,240	7,96,006	1,12,114
Dadu do.	28,249	666	28,915
Total ..	2,50,80,066	8,64,292	2,59,44,358	1,27,805
<i>Works under Construction.</i>				
Seharwah Canal	8,57,487	22,038	8,79,525	—687
<i>Works in Abeyance.</i>				
Naulakhi (abandoned project) ..	12,17,935	44,619	12,62,554
Total, Unproductive, Sind ..	2,71,55,488	9,30,949	2,80,86,437	1,27,118
Carried over ..	2,71,55,488	9,30,949	2,80,86,437	1,27,118
	19,56,74,099	61,34,403	20,18,08,502	1,91,79,975

ADMINISTRATIVE ACCOUNTS FOR THE YEAR 1926-27.

7

CAPITAL OUTLAY.					GROSS RECEIPTS DURING THE YEAR.		
the year.		To end of year.			Direct Receipts	Portion of Land Revenue due to work.	Total
Indirect Charges	Total.	Direct Charges.	Indirect Charges.	Total.			
6	7	8	9	10	11	12	13
Rs. 1,501	Rs. 1,83,337	Rs. 1,72,35,852	Rs. 5,57,557	Rs. 1,77,93,409	Rs. 2,89,737	Rs. 55,72,598	Rs. 58,62,335
3,65,674 3,512	1,93,38,384 24,175	5,68,85,009 1,30,783	16,42,441 7,115	5,85,27,450 1,37,898
3,69,186	1,93,62,559	5,70,15,792	16,49,556	5,86,65,348
3,71,087	1,95,45,896	7,42,51,644	22,07,113	7,64,58,757	2,89,737	55,72,598	58,62,335
.... 41 5,207	16,363 30,185 1,00,739	555 3,319 6,808	16,918 33,504 1,07,547 4,430	2,356 1,730 6,160	2,356 1,730 10,590
41	5,207	1,47,287	10,682	1,57,969	4,430	10,246	14,676
3,71,128	1,95,51,103	7,43,98,931	22,17,795	7,66,16,726	2,94,167	55,82,844	58,77,011
38 -2 64 900	5,364 -332 1,623 9,136 1,13,014	83,06,467 95,70,599 2,95,925 13,98,177 26,03,248 18,08,463 1,81,886 7,23,735 28,249	2,95,985 2,93,198 15,085 59,320 95,028 58,276 6,270 18,216 666	86,02,452 98,63,797 3,11,010 14,57,497 26,98,276 18,66,744 1,88,156 7,41,951 28,915	19,534 65,558 794 3,694 6,315 1,135 387 1,990 1,212	4,87,654 7,19,853 47,402 68,028 2,52,436 1,97,235 25,515 79,327 27,869	5,07,188 7,85,411 48,196 71,722 2,58,751 1,98,370 25,902 81,317 29,081
1,000	1,28,805	2,49,16,754	8,42,044	2,57,58,798	1,00,619	19,05,319	20,05,938
....	-687	25,830	526	26,356
....	5,112	33	5,145
1,000	1,28,118	2,49,47,696	8,42,603	2,57,90,299	1,00,619	19,05,319	20,05,938
1,000	1,28,118	2,49,47,696	8,42,603	2,57,90,299	1,00,619	19,05,319	20,05,938
3,71,128	1,95,51,103	7,43,98,931	22,17,795	7,66,16,726	2,94,167	55,82,844	58,77,011

PUBLIC WORKS DEPARTMENT, IRRIGATION BRANCH.

Names of Projects. 1	WORKING EXPENSES DURING THE YEAR.			NET RESULTS
	Direct Charges.	Indirect Charges.	Total.	Net receipts (or excess Revenue).
	14	15	16	17
	Ra.	Ra.	Ra.	Ra.
Brought forward ..	28,44,668	20,674	28,65,342	29,96,993
<i>55.—Construction of Irrigation, Navigation, Embankment and Drainage Works—A—Irrigation Works.</i>				
PRODUCTIVE.				
SIND.				
<i>Works under Construction.</i>				
Lloyd Barrage and Canals Construction
Garkino Canal
Total
Total, Sind ..	28,44,668	20,674	28,65,342	29,96,993
DECCAN AND GUJARAT.				
<i>Works in Operation.</i>				
Gadikeri Tank	383	1	384	1,972
Mavinikop Tank	323	1	324	1,406
Shabada Channel	2,505	17	2,522	8,068
Total, Deccan and Gujarat ..	3,211	19	3,230	11,446
Total, Productive ..	28,47,879	20,693	28,68,572	30,08,439
UNPRODUCTIVE.				
SIND.				
<i>Works in Operation.</i>				
Eastern Nara Works	4,18,143	2,256	4,20,399	86,789
Jamrao Canal	5,73,260	2,744	5,76,004	2,09,407
Hasnoliwah	32,793	158	32,951	15,245
Mahiwah	1,31,854	1,825	1,33,679
Dad Canal	1,93,757	911	1,94,668	64,083
Narrai do.	2,84,133	1,475	2,85,608
Suttah do.	8,890	62	8,952	16,950
Bagbar do.	48,239	349	48,588	32,729
Dadu do.	15,944	115	16,059	13,022
Total ..	17,07,013	9,895	17,16,908	2,89,030
<i>Works under Construction.</i>				
Seharwah Canal
<i>Works in Abeyance.</i>				
Naulakhi (abandoned project)
Total, Unproductive, Sind ..	17,07,013	9,895	17,16,908	2,89,030
Carried over ..	17,07,013	9,895	17,16,908	2,89,030
	28,47,879	20,693	28,68,572	30,08,439

ADMINISTRATIVE ACCOUNTS FOR THE YEAR 1926-27.

9

(EXCLUDING INTEREST) FOR THE YEAR.			Simple Interest for the year at 3' 3252 per cent. on capital out- lay to end of 1916-17 and at 5' 64 per cent. on subsequent outlay.	NET RESULTS (INCLUDING INTEREST) FOR THE YEAR.			
Net pay- ments (or deficit).	Rate per cent.			Excess Revenue (or profit).	Deficit (or loss).	Rate per cent.	
	Of Net Receipts.	Of Net Payments.				Of excess Revenue.	Of deficit.
18	19	20	21	22	23	24	25
Rs.			Rs.	Rs.	Rs.		
....	6,38,170	23,58,823
....	10,00,000	10,00,000	1' 71
....	6,794	6,794	4' 93
....	10,06,794	10,06,794	1' 71
....	3' 92	16,44,964	13,52,029	1' 77
....	11' 66	544	1,428	8' 44
....	4' 20	1,004	402	1' 19
....	7' 50	4,125	3,943	3' 67
....	7' 25	5,673	5,773	3' 65
....	3' 92	16,50,637	13,57,802	1' 77
....	1' 01	3,11,395	2,24,606	2' 61
....	2' 12	3,41,081	1,31,674	1' 33
....	4' 90	9,933	5,312	1' 71
61,957	2' 37	4' 25	46,889	1,08,846	7' 47
87,233	8' 99	4' 67	86,923	22,840	8' 46
....	4' 41	60,065	1,47,303	7' 89
....	4' 50	6,230	10,720	5' 71
....	32,455	274	04
....	940	12,082	41' 78
....	1' 12	8,95,911	6,06,881	2' 36
....	1,476	1,476	5' 60
....	170	170	3' 30
....	1' 12	8,97,557	6,08,527	2' 36
....	8,97,557	6,08,527
....	16,50,637	13,57,802

Names of Projects.	COST OF CONSTRUCTION AS NOW ESTIMATED.			During
	Direct Charges.	Indirect Charges.	Total.	
1	2	3	4	Direct Charges. 5
	Rs.	Rs.	Rs.	Rs.
Brought forward ..	19,56,74,099	61,34,403	20,18,08,502	1,91,79,975
	2,71,55,488	9,30,949	2,80,86,437	1,27,118
55.—Construction of Irrigation, Navigation, Embankment and Drainage Works—A—Irrigation Works.				
UNPRODUCTIVE.				
DECCAN AND GUJARAT.				
Works in Operation.				
Hathmati and Kharicut Canal	12,43,648	75,081	13,18,729
Wangroli Tank	2,42,512	50,783	2,93,295
Tranra-Nagrama Tank	2,38,032	42,603	2,80,635
Savli Tank	2,34,179	21,031	2,55,210
Sabhat do.	1,58,452	25,577	1,84,029
Futela do.	1,07,356	9,105	1,16,461
Lower Panjhra River Works	4,45,382	23,239	4,68,621
Hartala Tank	47,948	25,434	73,382
Mhaswa do.	1,28,781	10,175	1,38,956
Jamda Canal	10,01,146	50,214	10,51,360
Bhatodi Tank	3,52,685	27,022	3,79,707
Ekrak do.	12,28,117	1,12,269	13,40,386
Koregaon do.	37,923	1,266	39,189
Ashti do.	7,62,493	79,215	8,41,708
Pathri do.	6,27,823	15,021	6,42,846
Krishna Canal	9,00,299	51,751	9,52,050	—38
Mhaswad do.	20,05,553	90,463	20,96,016
Revari do.	56,771	3,040	59,811
Upper Man River Works	4,15,835	23,451	4,39,286
Verla River Irrigation Works	7,35,672	45,836	7,81,508
Chikhli Canal	53,803	3,639	57,442
Maini Tank	4,70,538	25,792	4,96,330
Muchkundi Tank	1,40,217	18,490	1,58,707
Gokak Canal—1st Section and Storage Works	13,85,184	83,555	14,68,739	15,721
Dambal Tank	60,847	3,133	63,980
Medleri do.	78,354	3,038	81,392
Madag do.	1,61,248	6,350	1,67,598
Asundi do.	60,741	14,254	74,995
Dharma Canal	95,509	2,323	97,832
Kadwa River Works	9,73,359	62,517	10,35,876
Chankapur Tank	19,87,899	68,592	20,56,491
Pravara River Works	1,45,23,536	5,12,672	1,50,36,408	18,294
	3,09,61,784	15,87,131	3,25,48,915	33,977
Carried over ..	2,71,55,488	9,30,949	2,80,86,437	1,27,118
	19,56,74,099	61,34,403	20,18,08,502	1,91,79,975

ADMINISTRATIVE ACCOUNTS FOR THE YEAR 1926-27.

11

CAPITAL OUTLAY.					GROSS RECEIPTS DURING THE YEAR.		
the year.		To end of year.			Direct Receipts.	Portion of Land Revenue due to work.	Total.
Indirect Charges.	Total.	Direct Charges.	Indirect Charges.	Total.			
6	7	8	9	10	11	12	13
Rs.	Rs.	Rs.	Rs.	Rs.	Rs.	Rs.	Rs.
3,71,128	1,95,51,103	7,43,98,931	22,17,795	7,66,16,726	2,94,167	55,82,844	58,77,011
1,000	1,28,118	2,49,47,696	8,42,603	2,57,90,299	1,00,619	19,05,319	20,05,938
.....	12,43,648	75,081	13,18,729	23,554	23,554
.....	2,42,512	50,783	2,93,295	4,170	4,170
.....	2,38,032	42,603	2,80,635	854	854
.....	2,34,179	21,031	2,55,210	2,796	2,796
.....	1,58,452	25,577	1,84,029	1,539	1,539
.....	1,07,356	9,105	1,16,461	141	141
.....	4,45,382	23,739	4,69,121	14,306	8,955	23,261
.....	47,948	25,434	73,382	697	697
.....	1,28,781	10,175	1,38,956	3,848	3,848
.....	10,01,146	50,214	10,51,360	11,374	11,374
.....	3,52,685	27,022	3,79,707	5,701	1,285	6,986
.....	12,28,117	1,12,269	13,40,386	1,34,545	1,34,545
.....	37,923	1,266	39,189	2,010	2,010
.....	7,62,493	79,215	8,41,708	25,240	25,240
.....	6,27,825	15,021	6,42,846	11,288	11,288
.....	8,98,163	51,644	9,49,807	77,179	77,179
.....	20,05,553	90,463	20,96,016	62,235	62,235
.....	56,771	3,040	59,811	338	338
.....	4,15,835	23,451	4,39,286	612	612
.....	7,35,672	45,836	7,81,508	35,538	35,538
.....	53,803	3,639	57,442	605	605
.....	4,70,538	25,792	4,96,330	16,734	16,734
.....	1,40,217	18,490	1,58,707	5,248	5,248
.....	13,85,184	83,555	14,68,739	97,464	97,464
.....	60,847	3,133	63,980	3,424	916	4,340
.....	78,354	3,098	81,452	521	521
.....	1,61,248	6,350	1,67,598	5,774	5,774
.....	60,741	14,254	74,995	593	593
.....	95,509	2,523	97,832	2,437	687	1,280
.....	9,73,359	62,517	10,35,876	46,518	594	47,112
.....	19,87,839	68,592	20,56,431	46,324	46,324
.....	1,45,23,536	5,12,872	1,50,36,408	5,40,387	76	5,40,463
282	18,576						
387	34,364	3,09,59,648	15,87,024	3,25,46,672	11,83,994	10,122	11,94,116
1,000	1,28,118	2,49,47,696	8,42,603	2,57,90,299	1,00,619	19,05,319	20,05,938
3,71,128	1,95,51,103	7,43,98,931	22,17,795	7,66,16,726	2,94,167	55,82,844	58,77,011

Names of Projects.	WORKING EXPENSES DURING THE YEAR.			NET RESULTS
	Direct Charges.	Indirect Charges.	Total.	Net receipts (or excess revenue).
	14	15	16	17
1				
	Rs.	Rs.	Rs.	Rs.
Brought forward ..	28,47,879	20,693	28,68,572	30,08,439
	17,07,013	9,895	17,16,908	2,89,030
55.—Construction of Irrigation, Navigation, Embankment and Drainage Works—A—Irrigation Works.				
UNPRODUCTIVE.				
DECCAN AND GUJARAT.				
Works in Operation.				
Hathmati and Kharicut Canal	58,940	474	59,414
Wangroli Tank	7,262	58	7,320
Tranza-Nagrama Tank	1,977	16	1,993
Savli Tank	5,598	45	5,643
Sahat do.	4,336	35	4,371
Futelao do.	1,294	10	1,304
Lower Panjhra River Works	8,285	10	8,295	14,966
Hartala Tank	867	5	872
Mhaswa do.	1,754	10	1,764	2,084
Jamda Canal	9,784	56	9,840	1,534
Bhatodi Tank	3,869	25	3,894	3,092
Ekruk do.	19,542	79	19,621	1,14,924
Koregaon do.	3,306	16	3,322
Ashti do.	8,550	37	8,587	16,653
Pathri do.	3,915	18	3,933	7,355
Krishna Canal	23,568	109	23,677	53,502
Mhaswad do.	23,367	91	23,458	38,777
Revari do.	1,531	8	1,539
Upper Man River Works	7,272	40	7,312
Yerla River Irrigation Works	29,796	157	29,953	5,585
Chikhli Canal	763	4	767
Maini Tank	5,379	27	5,406	11,328
Muchkundi Tank	3,140	15	3,155	2,093
Gokak Canal—1st Section and Storage Works	20,888	65	20,953	76,511
Dambal Tank	676	2	678	3,662
Medleri do.	2,557	9	2,566
Madag do.	1,975	6	1,981	3,793
Arundi do.	1,225	1	1,229	51
Dharma Canal	1,689	—	1,688
Kadwa River Works	61,675	227	61,902
Chankapur Tank	37,360	135	37,495	8,829
Pravara River Works	3,02,200	1,034	3,03,234	2,37,229
	6,64,340	2,826	6,67,166	5,26,950
Carried over ..	17,07,013	9,895	17,16,908	2,89,030
	28,47,879	20,693	28,68,572	30,08,439

Names of Projects.	COST OF CONSTRUCTION AS NOW ESTIMATED.			During
	Direct Charges.	Indirect Charges.	Total.	
1	2	3	4	5
	Rs.	Rs.	Rs.	Rs.
Brought forward ..	19,56,74,099	61,34,403	20,18,08,502	1,91,79,975
	2,71,55,488	9,30,949	2,80,86,437	1,27,118
	3,09,61,784	15,87,131	3,25,48,915	33,977
<i>55.—Construction of Irrigation, Navigation, Embankment and Drainage Works—A—Irrigation Works.</i>				
UNPRODUCTIVE.				
DECCAN AND GUJARAT—contd.				
<i>Works in Operation—contd.</i>				
Godavari Canal	98,07,745	5,01,569	1,03,09,314	212
Parsul Tank	2,11,995	6,951	2,18,946
Mutha Canal including Matoba Tank ..	62,56,656	2,95,859	65,52,515
Nira Left Bank Canal and Shetphal Tank ..	98,25,113	4,90,102	1,03,15,215	8,64,243
Nira Right Bank Canal	5,65,20,207	17,87,052	5,83,07,259	15,12,483
Kasurdi Tank	40,812	4,778	45,590
Shirsuphal do.	2,12,199	12,369	2,24,568
Bhadalwadi do.	2,13,115	14,307	2,27,422
Total, Works in operation ..	11,40,49,626	47,00,118	11,87,49,744	24,10,915
<i>Works under Construction.</i>				
Bodhihal Tank	13,98,529	56,091	14,54,620	480
Gokak Canal Survey	67,865	67,865
Victoria Tank	4,37,530	23,473	4,61,003	29
Suki River
Total, Works under construction ..	19,03,924	79,564	19,83,488	509
<i>Works in Abeyance.</i>				
Gokak Canal—2nd Section	1,78,001	13,934	1,91,995
Total, Unproductive Deccan and Gujarat ..	11,61,31,551	47,93,676	12,09,25,227	24,11,424
Total, Unproductive ..	14,32,87,039	57,24,625	14,90,11,664	25,38,542
Grand Total, 55—Construction of Irrigation Works.	33,59,61,138	1,18,59,028	35,08,20,166	2,17,18,517

NOTE.—Direct Charges under Working Expenses include share of collection charges in the Civil Department

CAPITAL OUTLAY.					GROSS RECEIPTS DURING THE YEAR.		
the year.		To end of year.			Direct Receipts.	Portion of Land Revenue due to work.	Total.
Indirect Charges.	Total.	Direct Charges.	Indirect Charges.	Total.			
6	7	8	9	10	11	12	13
Rs.	Rs.	Rs.	Rs.	Rs.	Rs.	Rs.	Rs.
3,71,128	1,95,51,103	7,43,98,931	22,17,795	7,66,16,726	2,94,167	55,82,844	58,77,011
1,000	1,28,118	2,49,47,696	8,42,603	2,57,90,299	1,00,619	19,05,319	20,05,938
387	34,764	3,09,59,648	15,87,024	3,25,46,672	11,83,994	10,122	11,94,116
1	213	98,08,295	5,01,646	1,03,09,941	4,26,297	4,26,297
....	2,08,007	6,988	2,14,995	3,568	3,568
5,517	8,69,760	62,54,627	2,95,834	65,50,461	4,47,981	52	4,48,033
17,542	15,30,025	1,05,85,743	4,70,954	1,10,56,697	8,59,292	8,59,292
....	3,41,87,163	10,39,856	3,52,27,019	78,115	78,115
....	40,812	4,778	45,590	5144	514
....	2,12,199	12,369	2,24,568	6,87	6,874
....	2,13,115	14,307	2,27,422	2,854	2,854
23,447	24,34,362	9,24,69,609	39,33,756	9,64,03,365	30,09,489	10,174	30,19,663
5	485	4,92,817	18,425	5,11,242
....	98,859	4,650	1,03,509
....	29	62,532	4,032	66,564
....	15,139	385	15,524
5	514	6,69,347	27,492	6,96,839
....	1,76,306	13,978	1,90,284
23,452	24,34,876	9,33,15,262	39,75,226	9,72,90,488	30,09,489	10,174	30,19,663
24,452	25,62,994	11,82,62,958	48,17,829	12,30,80,787	31,10,108	19,15,493	50,25,601
3,95,580	2,21,14,097	19,26,61,889	70,35,624	19,96,97,513	34,04,275	74,98,337	1,09,02,612

calculated at certain percentages fixed by Government, but which are not adjusted in Finance Accounts.

Name of Projects.	WORKING EXPENSES DURING THE YEAR.			NET RESULTS
	Direct Charges.	Indirect Charges.	Total.	Net receipts (or excess Revenue).
	14	15	16	17
	Rs.	Rs.	Rs.	Rs.
	28,47,879	20,693	28,68,572	30,08,439
Brought forward ..	17,07,013	9,895	17,16,903	2,89,030
	6,64,340	2,826	6,67,166	5,26,950
55.—Construction of Irrigation, Navigation, Embankment and Drainage Works—A—Irrigation Works.				
UNPRODUCTIVE.				
DECCAN AND GUJARAT—contd.				
Works in Operation—contd.				
Godavari Canal	3,31,569	1,146	3,33,015	93,282
Parsul Tank	1,985	7	1,992	1,576
Mutha Canal including Matoba Tank ..	1,61,872	724	1,62,596	2,85,437
Nira Left Bank Canal and Shetphal Tank ..	2,64,636	767	2,65,403	5,93,889
Nira Right Bank Canal	89,126	405	89,531
Kasurdi Tank	1,031	5	1,036
Shiruphal do.	3,056	14	3,070	3,804
Bhadalwadi do.	3,405	16	3,421
Total, Works in operation ..	15,21,320	5,910	15,27,230	14,92,433
Works under Construction.				
Bodhihal Tank
Golak Canal Survey
Victoria Tank
Saki River
Total, Works under construction
Works in Abeyance.				
Golak Canal—2nd Section..
Total, Unproductive, Deccan and Gujarat ..	15,21,320	5,910	15,27,230	14,92,433
Total, Unproductive ..	32,28,333	15,805	32,44,138	17,81,463
Grand Total, 55—Construction of Irrigation Works ..	60,76,212	36,498	61,12,710	47,89,902

(EXCLUDING INTEREST) FOR THE YEAR.			Simple Interest for the year at 3·3252 per cent. on Capital outlay to end of 1916-17 and at 5·64 per cent. on subsequent outlay.	NET RESULTS (INCLUDING INTEREST) FOR THE YEAR.			
Net pay- ments (or deficit).	Rate per cent.			Excess Revenue (or profit).	Deficit (or loss).	Rate per cent.	
18	19	20	21	22	23	24	25
Rs.			Rs.	Rs.	Rs.		
....	16,50,637	13,57,802
....	8,97,557	6,08,527
....	11,97,358	6,70,408
....	90	3,32,790	2,39,508	2·32
....	73	6,917	5,341	2·48
....	4·35	2,07,896	77,541	1·18
....	5·37	4,31,537	1,62,352	1·47
11,416	03	16,36,908	16,48,324	4·68
522	1·15	1,357	1,879	4·12
....	1·69	7,056	3,252	1·48
567	24	7,087	7,654	3·37
....	1·55	38,28,906	23,36,473	2·42
....
....	16,415	16,415	3·21
....	5,576	5,576	5·39
....	2,263	2,263	3·39
....	503	503	3·24
....	24,757	24,757	3·55
....
....	5,863	5,863	3·08
....	1·53	38,59,526	23,67,093	2·43
....	1·45	47,57,083	29,75,620	2·42
....	2·40	64,07,720	16,17,818	·81

N. V. RAGHAVAN,
Accountant General.

DESERT CANAL.

CANAL PROJECT.

No. 2.—Capital Account for, and to end of, 1926-27.

Heads of Account.	Direct Charges.			Cost of Construction as now estimated (Construction estimate closed on 31st Mar. 1892).	Expenditure against closed estimates.
	Previous.	1926-27.	Total.		
1	2	3	4	5	6
I.—WORKS.					
(1) HEAD WORKS.					
C. Works	63,481	..	63,481	63,481	63,481
K. Buildings	3,620	..	3,620	3,620	3,620
Total, Head Works ..	67,101	..	67,101	67,101	67,101
(2) MAIN CANALS AND BRANCHES.					
A. Preliminary Expenses ..	4,502	915	5,417	6,881	1,425
B. Land	4,656	..	4,656	4,656	4,656
D. Regulators	1,35,963	..	1,35,963	1,35,963	1,35,963
E. Falls and Weirs	75,450	..	75,450	75,450	75,450
F. River and hill torrent works ..	3	..	3	3	3
G. Bridges	79,136	..	79,136	79,136	79,136
H. Escapes	15,835	..	15,835	15,835	15,835
I. Navigation Works	6,665	..	6,665	6,665	6,665
K. Buildings	72,274	..	72,274	72,274	72,274
L. Earth-work	14,58,881	..	14,58,881	14,58,881	14,58,881
M. Plantations	1,507	..	1,507	1,507	1,507
O. Miscellaneous	15,936	..	15,936	15,936	15,936
P. Maintenance	6,908	..	6,908	6,908	6,908
Total, Main Canals and Branches ..	18,77,716	915	18,78,631	18,80,095	18,74,639
(3) DISTRIBUTARIES.					
A. Preliminary Expenses ..	50	..	50	50	50
B. Land	313	..	313	313	313
C. Works	1,08,425	..	1,08,425	1,08,425	1,08,425
L. Earth-work	1,05,205	..	1,05,205	1,05,205	1,05,205
Total, Distributaries ..	2,13,993	..	2,13,993	2,13,993	2,13,993
Total, I—Works ..	21,58,810	915	21,59,725	21,61,189	21,55,733
Carried over ..	21,58,810	915	21,59,725	21,61,189	21,55,733

DESERT CANAL.

CANAL PROJECT.

No. 2.—Capital Account for, and to end of, 1926-27.

Heads of Account. 1	Direct Charges.			Cost of Construction as now estimated (Construction estimate closed on 31st Mar. 1892).	Expenditure against closed estimates.
	Previous. 2	1926-27. 3	Total. 4		
	Rs.	Rs.	Rs.	Rs.	Rs.
Brought forward ..	21,58,810	915	21,59,725	21,61,189	21,55,733
II.—ESTABLISHMENT.					
1. Executive	4,88,640	330	4,88,970	4,90,591	4,88,051
2. Medical					
3. Special Survey					
Total, Establishment ..	4,88,640	330	4,88,970	4,90,591	4,88,051
III.—TOOLS AND PLANT					
Pensionary Charges	25,595	6 46	25,601 46	25,974 ..	25,560 ..
Grand Total ..	26,73,045	1,297	26,74,342	26,77,754	26,69,344
V.—Less—Receipts on Capital Account, Net Outlay ..	37 26,73,008	.. 1,297	37 26,74,305	37 26,77,717	37 26,69,307
<i>Apportionment.</i>					
Chargeable to 49—Irrigation ..	19,49,853	..	19,49,853	26,77,717	26,69,307
Chargeable to 43—Minor Works and Navigation.	7,05,448	..	7,05,448		
Chargeable to 55—Construction of Irrigation Works.	17,707	1,297	19,004		
Total ..	26,73,008	1,297	26,74,305	26,77,717	26,69,307

DESERT CANAL.

CANAL PROJECT.

No. 3.—Revenue Account for, and to end of, 1926-27.

Receipts.	TOTAL.			Charges.	TOTAL.		
	Previous.	1926-27.	Total.		Previous.	1926-27.	Total
	Rs.	Rs.	Rs.		Rs.	Rs.	Rs.
I.—DIRECT RECEIPTS.				I.—EXTENSIONS AND IMPROVEMENTS.			
1. Water-rates from Irrigation.	27,77,854	81,757	28,59,611	1. Head Works..	7,739	...	7,739
2. Sales of water.	7	..	7	2. Main Canals and Branches ..	2,12,209	285	2,12,494
3. Plantations ..	14,689	90	15,272	3. Distributaries.	48,848	...	48,848
4. Other Canal produce ..		493		Total ..	2,68,796	285	2,69,081
5. Rents of buildings ..	10,496	28	10,514				
6. Fines ..	29,153	294	29,437	II.—MAINTENANCE AND REPAIRS.			
7. Miscellaneous receipts ..	37,686	2,257	39,943	1. Head Works..	43,743	...	43,743
8. Deduct—Re-funds ..	204	..	204	2. Main Canals and Branches ..	33,13,345	1,67,858	34,81,203
Total ..	28,69,671	84,909	29,54,580	3. Distributaries.	41,270	...	41,270
II.—INDIRECT RECEIPTS.				Total ..	33,98,358	1,67,858	35,66,216
Irrigation share of Land Revenue collected in the Civil Department.	98,08,628	4,37,100	1,02,45,728	III.—COMPENSATION			
4 per cent. on 9/10ths of the proceeds from sales of occupancy rights per Govt. of India Nos. 53 and 58-A.I., dated respectively 20th June and 1st August 1889, communicated in Government Resolution No. 1209, dated 10th July and No. 1913, dated 7th November 1889 ..	61,763	2,652	64,415	..	279	..	279
Total ..	98,70,391	4,39,752	1,03,10,143	IV.—ESTABLISHMENT.			
Total Receipts ..	1,27,40,062	5,24,661	1,32,64,723	1 and 2. Direction and Accounts.	8,28,417	35,366	8,63,783
Carried over ..	1,27,40,062	5,24,661	1,32,64,723	3. Executive ..			
				V.—TOOLS AND PLANT			
				..	37,398	1,061	38,459
				Pensionary Charges			
				4,951	4,951
				Carried over ..	45,33,248	2,09,521	47,42,769

ADMINISTRATIVE ACCOUNTS FOR THE YEAR 1926-27.

21

DESERT CANAL.

CANAL PROJECT.

No. 3.—Revenue Account for, and to end of, 1926-27.

Receipts	TOTAL.			Charges.	TOTAL.		
	Previous.	1926-27.	Total.		Previous.	1926-27.	Total.
	Rs.	Rs.	Rs.		Rs.	Rs.	Rs.
Brought over ..	1,27,40,062	5,24,661	1,32,64,723	Brought over ..	45,33,248	2,09,521	47,42,769
<p><i>Note.</i>—Loss to the canal on account of difference between assessment of water rates on jaghir lands and also on lands in Khilat Territory and assessment at the ordinary rates in force for Government lands noted here per Government of India Letter No. 233-I., dated 14th June 1883, communicated under Government Resolution No. 400, dated 11th August 1883.</p>				Profit and Loss—			
				VI.—REFUNDS OF REVENUE ..	7,245	7,245
				Suspense Account.
				Total ..	45,40,493	2,09,521	47,50,014
				Share of collection charges in the Civil Department.	6,72,181	26,297	6,98,478
				Total direct charges ..	52,12,674	2,35,818	54,48,492
				Indirect Charges debitable to Revenue Account as per Account No. 5 ..	1,31,416	1,681	1,33,097
				Total charges ..	53,44,090	2,37,499	55,81,589
				Balance Revenue Net ..	73,95,972	2,87,162	76,83,134
				GRAND TOTAL ..	1,27,40,062	5,24,661	1,32,64,723
Rs. To end of 1925-26. 26,98,011 Loss for 1926-27. 82,591 Total ..27,80,602							
GRAND TOTAL ..	1,27,40,062	5,24,661	1,32,64,723	GRAND TOTAL ..	1,27,40,062	5,24,661	1,32,64,723

N. B.—Last Capital Account detailed in the administrative Account for—
Construction Estimate closed on 31st March 1892—*vide* G.R. No. 1253, dated 28th July 1891.
Completion Report approved in G.R. No 1750, dated 10th November 1893.

DESERT CANAL.

CANAL PROJECT.

No. 4.—Interest Account for, and to end of, 1926-27.

	Amount. Rs.		Amount. Rs.
Total interest charges to end of 1925-1926	33,86,064	Net Revenue realized to end of 1925-1926 as per No. 3 ..	73,95,972
Interest charges for the year 1926-1927	89,663	Net Revenue realized during 1926-1927 as per No. 3 ..	2,87,162
On Rs. 26,40,891 outlay to end of the year 1916-17 at the average rate 3·3252 per cent. .. Rs. 87,815		Total Net Revenue realized to end of the year as per No. 3	76,83,134
On subsequent outlay Rs. 32,766 at the flat rate 5·64 per cent. .. Rs. 1,848		Balance net interest charges ..	42,07,407
Total ..	34,75,727	Total ..	34,75,727

No. 5.—Account of Indirect Charges for, and to end of, 1926-27.

Particulars.	Previous.	1926-27.	Total.	Particulars.	Previous.	1926-27.	Total.
	Rs.	Rs.	Rs.		Rs.	Rs.	Rs.
CAPITAL ACCOUNT.				REVENUE ACCOUNT.			
1. Capitalized abatement of Land Revenue ..	2,284	179	2,463	1. Capitalized abatement of Land Revenue ..	5,830	..	5,830
2. Leave and Pension Allowances ..	78,132	..	78,132	2. Leave and Pension Allowances ..	1,18,014	..	1,18,014
3. Audit and Accounts Establishment ..	147	9	156	3. Audit and Accounts Establishment ..	7,572	1,681	9,253
Total ..	80,563	188	80,751	Total ..	1,31,416	1,681	1,33,097

DESERT CANAL.

CANAL PROJECT.

No. 6.—Statement comparing Capital Cost to end of 1926-27 with sanctioned estimates.

Particulars.	Charges against closed sanctions.			Current sanctions.			Total charges to date against old and current sanctions.
	Expenditure against construction estimate.	Expenditure against open Capital sanctions.	Total.	Charge to date.	Amount of sanctioned estimate.	Unspent balance of estimate.	
1	2	3	4	5	6	7	8
DIRECT CHARGES.	Rs.	Rs.	Rs.	Rs.	Rs.	Rs.	Rs.
Works	9,86,127	11,69,606	21,55,733	3,992	5,456	1,464	21,59,725
Establishment	2,20,523	2,67,528	4,88,051	919	2,540	1,621	4,88,970
Tools and Plant	14,280	11,280	25,560	41	414	373	25,601
Suspense Account..
Pensionary charges	46	..	—46	46
Total ..	12,20,930	14,48,414	26,69,344	4,998	8,410	3,412	26,74,342
Less—Receipts on Capital Account	37	..	37	37
Net Total ..	12,20,893	14,48,414	26,69,307	4,998	8,410	3,412	26,74,305
INDIRECT CHARGES.							
Capitalized abatement of Land Revenue	2,284	2,284	179	..	—179	2,463
Leave and Pension Allowances ..	40,598	37,452	78,050	82	356	274	78,132
Audit and Accounts	117	117	39	55	16	156
Total ..	40,598	39,853	80,451	300	411	111	80,751
GRAND TOTAL ..	12,61,491	14,88,267	27,49,758	5,298	8,821	3,523	27,55,056

Government Resolution (Public Works Department), No. 6300, dated 19th September 1925
Rs. 8,821.

UNHARWAH CANAL.

CANAL PROJECT.

No. 2.—Detailed Account of Capital Expenditure for, and to end of, 19-6-27.

Heads of Account. 1	Direct Charges.			Cost of construction as now estimated (Construction estimate closed on 31st Mar. 1891).	Expenditure against closed estimates.
	Previous. 2	1926-27. 3	Total. 4		
	Rs.	Rs.	Rs.	Rs.	Rs.
I.—WORKS.					
(1) HEAD WORKS.					
C. Works	56,970	..	56,970	56,970	56,970
Total, Head Works ..	56,970	..	56,970	56,970	56,970
(2) MAIN CANALS AND BRANCHES.					
A. Preliminary Expenses ..	4,830	467	5,297	5,221	817
B. Land	144	..	144	144	144
D. Regulators	1,03,194	..	1,03,194	1,03,194	1,03,194
G. Bridges	18,314	..	18,314	18,314	18,314
K. Buildings	20,660	..	20,660	20,660	20,660
L. Earth-work	3,58,463	..	3,58,463	3,58,463	3,58,463
M. Plantations	1,179	..	1,179	1,179	1,179
Total, Main Canals and Branches ..	5,06,784	467	5,07,251	5,07,175	5,02,771
(3) DISTRIBUTARIES.					
C. Works	43,945	..	43,945	43,945	43,945
L. Earth-work	28,987	..	28,987	28,987	28,987
O. Miscellaneous	4,089	..	4,089	4,089	4,089
Total, Distributaries ..	77,021	..	77,021	77,021	77,021
Total, I.—Works ..	6,40,775	467	6,41,242	6,41,166	6,36,762

UNHARWAH CANAL.

CANAL PROJECT.

No. 2.—Capital Account for, and to end of, 1926-27.

Heads of Account.	Direct Charges.			Cost of construction as now estimated (Construction estimate closed on 31st Mar. 1891).	Expenditure against closed estimates.
	Previous.	1926-27.	Total.		
1	2	3	4	5	6
	Rs.	Rs.	Rs.	Rs.	Rs.
Brought forward ..	6,40,775	467	6,41,242	6,41,166	6,36,762
II.—ESTABLISHMENT.					
1 and 2. Direction and Accounts ..	1,36,305	98	1,36,403	1,36,175	1,35,525
3. Executive ..					
4. Medical ..					
5. Special Survey ..					
Total, Establishment ..	1,36,305	98	1,36,403	1,36,175	1,35,525
III.—TOOLS AND PLANT					
Pensionary Charges ..	2,478	3	2,481	2,498	2,432
	..	14	14
Grand Total ..	7,79,558	582	7,80,140	7,79,839	7,74,719
V.—Less—Receipts on Capital Account
Net Outlay ..	7,79,558	582	7,80,140	7,79,839	7,74,719
Apportionment.					
Chargeable to 49—Irrigation ..	7,63,579	..	7,63,579	7,79,839	7,74,719
Chargeable to 43—Minor Works and Navigation ..	4,471	..	4,471		
Chargeable to 55—Construction of Irrigation Works—Provincial ..	11,508	582	12,090		
Total ..	7,79,558	582	7,80,140	7,79,839	7,74,719

UNHARWAH CANAL.

No. 3.—Revenue Account for, and to end of, 1926-27.

Receipts.	TOTAL.			Charges.	TOTAL.		
	Previous.	1926-27.	Total.		Previous.	1926-27.	Total.
	Rs.	Rs.	Rs.		Rs.	Rs.	Rs.
I.—DIRECT RECEIPTS.				I.—EXTENSIONS AND IMPROVEMENTS.			
1. Water-rates from Irrigation ..	6,495	..	6,495	1. Head Works ..	79,300	..	79,300
4. Water-supply of towns ..	41	..	41	2. Main Canals and Branches ..	81,246	3,736	84,982
5. Plantations ..	4,584	40	4,995	3. Distributaries.	7,467	..	7,467
6. Other canal produce ..		37i		Total ..	1,68,013	3,736	1,71,749
9. Rents of buildings ..	103	..	103				
10. Fines ..	17,516	534	18,050	II.—MAINTENANCE AND REPAIRS.			
11. Miscellaneous receipts ..	8,873	724	9,597	1. Head Works ..	387	..	387
12. Deduct—refunds	49	..	49	2. Main Canals and Branches ..	11,10,282	54,666	11,64,948
Total ..	37,563	1,669	39,232	3. Distributaries.	11,390	..	11,390
				Total ..	11,22,059	54,666	11,76,725
II.—INDIRECT RECEIPTS.							
Irrigation share of Land Revenue collected in the Civil Department.	56,52,212	2,47,158	59,99,370				
4 per cent. on 9/10ths of the proceeds from sales of occupancy rights per Govt. of India Nos. 53 and 58-A. I., dated respectively 20th June and 1st August 1889, communicated in Government Resolution No. 1209, dated 10th July, and No. 1913, dated 7th November 1889 ..	93,647	3,362	97,009	IV.—ESTABLISHMENT.			
Total ..	57,45,859	2,50,520	59,96,379	1 and 2. Direction and Accounts.	2,59,163	12,284	2,71,447
				3. Executive ..			
				V.—TOOLS AND PLANT			
Total ..	57,83,422	2,52,189	60,35,611	..	11,628	369	11,997
				Pensionary Charges	1,720	1,720
Carried over ..	57,83,422	2,52,189	60,35,611	Carried over ..	15,60,863	72,775	16,33,638

ADMINISTRATIVE ACCOUNTS FOR THE YEAR 1926-27.

27

UNHARWAH CANAL.

No. 3.—Revenue Account for, and to end of, 1926-27.

Receipts.	TOTAL.			Charges.	TOTAL.		
	Previous.	1926-27.	Total.		Previous.	1926-27	Total.
	Rs.	Rs.	Rs.		Rs.	Rs.	Rs.
Brought over ..	57,83,422	2,52,189	60,35,611	Brought over ..	15,60,863	72,775	16,33,638
<i>Note.</i> —Loss to the canal on account of difference between assessment of water-rates on jaghir lands and assessment at the ordinary rates in force for Government lands noted here per Government of India Letter No. 233-L., dated 14th June 1883, communicated under Government Resolution No. 400, dated 11th August 1883.				Profit and Loss—			
				VI.—REFUNDS OF REVENUE.
				Suspense Account.
				Deduct receiptson revenue account..
				Total ..	15,60,863	72,775	16,33,638
To end of 1925-26— Rs. 25,541				Share of Collection Charges in the Civil Department.	3,61,041	14,862	3,75,903
				Total, Direct Charges ..	19,21,904	87,637	20,09,541
				Indirect Charges debitable to Revenue Account as per Account No. 5.	41,591	655	42,246
Loss for 1926-27— Rs. 1,100				Total, Charges ..	19,63,495	88,292	20,51,787
Total Rs. 26,641				Balance Net Revenue ..	38,19,927	1,63,897	39,83,824
GRAND TOTAL .	57,83,422	2,52,189	60,35,611	GRAND TOTAL.	57,83,422	2,52,189	60,35,611

N.B.—Construction Estimate closed on 31st March 1891, vide G. R. No. 1253, dated 28th July 1891. Completion Report approved in G. R. No. 590, dated 6th April 1892.

UNHARWAH CANAL.

CANAL PROJECT.

No. 4.—Interest Account for, and to end of, 1926-27.

	Amount.		Amount.
	Rs.		Rs.
Total interest charges to end of 1925-26	9,12,281	Net Revenue realized to end of 1925-26 as per No. 3	38,19,927
Interest charges for the year 1926-27	26,204	Net Revenue realized during 1926-27 as per No. 3	1,63,897
On Rs. 7,68,050 outlay to end of the year 1916-17 at the average rate 3.3252 per cent. ..	25,539	Total Net Revenue realized to end of the year as per No. 3	39,83,824
On subsequent outlay Rs. 11,779 at the flat rate 5.64 per cent. ..	665	Balance net interest charges	30,45,339
Total ..	9,38,485	Total ..	9,38,485

No. 5.—Account of Indirect Charges for, and to end of, 1926-27.

Particulars.	Previous.	1926-27.	Total.	Particulars.	Previous.	1926-27.	Total.
CAPITAL ACCOUNT.	Rs.	Rs.	Rs.	REVENUE ACCOUNT.	Rs.	Rs.	Rs.
1. Capitalized abatement of Land Revenue ..	2,033	..	2,033	1. Capitalized abatement of Land Revenue ..	3,485	71	3,556
2. Leave and Pension Allowances..	19,082	..	19,082	2. Leave and Pension Allowances	35,033	..	35,033
3. Audit and Accounts Establishment ..	95	5	100	3. Audit and Accounts Establishment ..	3,073	584	3,657
Total ..	21,210	5	21,215	Total ..	41,591	655	42,246

UNHARWAH CANAL.

CANAL PROJECT.

No. 6.—Statement comparing Capital Cost to end of 1926-27 with sanctioned estimates.

Particulars.	Charges against closed sanctions.			Current sanctions.			Total charges to date against old and current sanctions.
	Expenditure against construction estimate.	Expenditure against open capital sanctions.	Total.	Charges to date.	Amount of sanctioned estimate.	Unspent balance of estimate.	
1	2	3	4	5	6	7	8
	Rs.	Rs.	Rs.	Rs.	Rs.	Rs.	Rs.
DIRECT CHARGES.							
Works	2,79,267	3,57,495	6,36,762	4,480	4,404	—76	6,41,242
Establishment ..	52,087	83,438	1,35,525	878	650	—228	1,36,403
Tools and Plant ..	481	1,951	2,432	49	66	17	2,481
Pensinary Charges	14	..	—14	14
Total ..	3,31,835	4,42,884	7,74,719	5,421	5,120	—301	7,80,140
Less—Receipts on capital amount	
Net Total ..	3,31,835	4,42,884	7,74,719	5,421	5,120	—301	7,80,140
INDIRECT CHARGES.							
Capitalized abatement of Land Revenue	1,953	1,953	80	...	—80	2,033
Leave and Pension Allowances ..	7,293	11,680	18,973	109	99	—10	19,082
Audit and Accounts	55	55	45	44	—1	100
Total ..	7,293	13,688	20,981	234	143	—91	21,215
GRAND TOTAL ..	3,39,128	4,56,572	7,95,700	5,655	5,263	—392	8,01,355

BEGARI CANAL.

CANAL PROJECT.

No. 3.—Revenue Account for, and to end of, 1926-27.

Receipts.	TOTAL.			Charges.	TOTAL.		
	Previous.	1926-27.	Total.		Previous.	1926-27.	Total.
	Rs.	Rs.	Rs.		Rs.	Rs.	Rs.
I.—DIRECT RECEIPTS.				I.—EXTENSIONS AND IMPROVEMENTS.			
1. Water-rates from Irrigation ..	15,33,377	27,429	15,60,806	1. Head Works ..	1,255	..	1,255
3. Sales of water ..	1,191	838	2,029	2. Main Canals and Branches ..	5,36,871	6,129	5,43,000
4. Water-supply of towns ..	2,813	1,224	4,037	3. Distributaries.	34,073	..	34,073
5. Plantations ..	20,382	10	21,113	Total ..	5,72,199	6,129	5,78,328
6. Other canal produce ..		721					
9. Rents of buildings ..	411	163	574				
10. Fines ..	39,517	4,795	44,313	II.—MAINTENANCE AND REPAIRS.			
11. Miscellaneous receipts ..	52,915	3,444	56,359	1. Head Works ..	36,45,438	..	36,45,438
12. Deduct Refunds ..	1,979	7	1,986	2. Main Canals and Branches ..	10,49,987	2,71,175	13,21,162
Total ..	16,48,627	38,618	16,87,245	4. Drainage and Protective Works.	17,343	..	17,343
				Total ..	47,12,768	2,71,175	49,83,943
II.—INDIRECT RECEIPTS.							
Irrigation share of Land Revenue collected in the Civil Department	1,97,73,256	6,12,336	2,03,85,592	IV.—ESTABLISHMENT.			
4 per cent. on 9/10ths of the proceeds from sales of occupancy rights per Govt. of India Nos. 53 and 58-A.I., dated respectively 20th June and 1st August 1889, communicated in Government Resolution No. 1209, dated 10th July and No. 1913, dated 7th November 1889 ..	2,84,580	10,734	2,95,314	1 and 2. Direction and Accounts	13,25,734	59,444	13,85,178
Total ..	2,00,57,836	6,23,070	2,06,80,906	3. Executive ..			
Total Receipts ..	2,17,06,463	6,61,688	2,23,68,151	V.—TOOLS AND PLANT	61,971	1,785	63,756
Carried over ..	2,17,06,463	6,61,688	2,23,68,151	Pensionary charges	8,322	8,322
				Carried over ..	66,72,672	3,46,855	70,19,527

ADMINISTRATIVE ACCOUNTS FOR THE YEAR 1926-27.

31

BEGARI CANAL

CANAL PROJECT

No 3.—Revenue Account for, and to end of, 1926-27

Receipts.	TOTAL.			Charges.	TOTAL.		
	Previous.	1926-27.	Total.		Previous.	1926-27.	Total.
	Rs.	Rs.	Rs.		Rs.	Rs.	Rs.
Brought forward ..	2,17,06,463	6,61,688	2,23,68,151	Brought forward..	66,72,672	3,46,855	70,19,527.
<i>Note.</i> —Loss to the canal on account of difference between assessment of water-rates on jaghir lands and assessment at the ordinary rates in force for Government lands noted here per Government of India Letter No. 233-L, dated 14th June 1883, communicated under Government Resolution No. 400, dated 11th August 1883.				Profit and Loss—			
				VI.—REFUNDS OF REVENUE..	1,751	..	1,751
				Suspense Account.	—2	..	—2
				Deduct—Receipts on Revenue Account ..	4,368	..	4,368
				Total ..	66,70,053	3,46,855	70,16,908
				Share of Collection Charges in the Civil Department ..	14,19,487	37,474	14,56,961
				Total Direct Charges ..	80,89,540	3,84,329	84,73,869
				Indirect Charges debitable to Revenue Account as per Account No. 5 ..	2,14,772	2,878	2,17,650
				Total Charges..	83,04,312	3,87,207	86,91,519
				Balance Net Revenue ..	1,34,02,151	2,74,481	1,36,76,632
To end of 1925-26, Rs. 26,58,785							
Loss for 1926-27, Rs. 70,414							
Total Rs. 27,29,199							
GRAND TOTAL ..	2,17,06,463	6,61,688	2,23,68,151	GRAND TOTAL ..	2,17,06,463	6,61,688	2,23,68,151

N.B.—Last Capital Account detailed in the Administrative Accounts for 1924-25;

Construction Estimate closed on 31st March 1891, vide G. R. No. 1253, dated 28th July 1891.

Completion Report approved in G. R. No. 753, dated 11th May 1892.

BEGARI CANAL.

CANAL PROJECT.

No. 4.—Interest Account for, and to end of, 1926-27.

	Amount Rs.		Amount Rs.
Total interest charges to end of 1925-26	36,64,564	Net Revenue realized to end of 1925-26 as per No. 3 ..	1,34,02,151
Interest charges for the year 1926-27	80,357	Net Revenue realized during 1926-27 as per No. 3 ..	2,74,481
On Rs. 23,72,384 outlay to end of the year 1916-17 at the average rate 3·3252 per cent. .. Rs. 78,887		Total Net Revenue realized to end of the year as per No. 3	1,36,76,632
On subsequent outlay Rs. 26,078 at the flat rate 5·64 per cent. .. Rs. 1,470		Balance net interest charges ..	99,31,711
Total ..	37,44,921	Total ..	37,44,921

No. 5.—Account of Indirect Charges for, and to end of, year 1926-27.

Particulars.	Previous.	1926-27.	Total.	Particulars.	Previous.	1926-27.	Total.
CAPITAL ACCOUNT.	Rs.	Rs.	Rs.	REVENUE ACCOUNT.	Rs.	Rs.	Rs.
1. Capitalized abatement of Land Revenue..	1. Capitalized abatement of Land Revenue..	4,790	105	4,895
2. Leave and Pension Allowances	2. Leave and Pension Allowances ..	1,96,783	..	1,96,783
3. Audit and Accounts Establishment	3. Audit and Accounts Establishment ..	13,169	2,773	15,972
Total	Total ..	2,14,772	2,878	2,17,650

SUKKUR CANAL.

CANAL PROJECT.

No. 3.—Revenue Account for, and to end of, 1926-27.

Receipts.	TOTAL.			Charges.	TOTAL.		
	Previous.	1926-27.	Total.		Previous.	1926-27.	Total.
	Rs.	Rs.	Rs.		Rs.	Rs.	Rs.
I.—DIRECT RECEIPTS.				I.—EXTENSIONS AND IMPROVEMENTS.			
1. Water-rates from Irrigation ..	55,228	1,246	56,474	1. Head Works ..	15,425	..	15,425
3 Sales of water ..	291	496	787	2. Main Canals and Branches ..	1,85,053	..	1,85,053
5. Plantations ..	33,066	112	33,500	3. Distributaries ..	863	..	863
6. Other Canal produce ..		322		Total ..	2,01,341	..	2,01,341
9. Rents of buildings ..	5,075	112	5,187				
10. Fines ..	14,530	165	14,695				
11. Miscellaneous receipts ..	4,5326	1,619	46,945	II.—MAINTENANCE AND REPAIRS.			
12. Deduct — Rents ..	1,248	..	1,248	1. Head Works ..	6,627	..	6,627
Total ..	1,52,268	4,072	1,56,340	2. Main Canals and Branches ..	22,08,095	86,009	22,94,104
II.—INDIRECT RECEIPTS.				Total ..	22,14,722	86,009	23,00,731
Irrigation share of Land Revenue collected in the Civil Department.	68,92,165	1,48,127	70,40,292				
4 per cent. on 9/10ths of the proceeds from sales of occupancy rights per Govt. of India Nos. 53 and 58-A. I., dated respectively 20th June and 1st August 1889, communicated in Government Resolutions No. 1209, dated 10th July, and No. 1913, dated 7th November 1889 ..	25,126	909	26,035	IV.—ESTABLISHMENT.			
				1 and 2. Direction and Accounts. } 6,29,130	18,180	6,47,310	
				3. Executive ..			
				V.—TOOLS AND PLANT ..	28,251	568	28,819
Total ..	69,17,291	1,49,036	70,66,327	Pensionary charges.	..	2,545	2,545
Total Receipts ..	70,69,559	1,53,108	72,22,667	Carried over ..	30,73,444	1,07,302	31,80,746
Carried over ..	70,69,559	1,53,108	72,22,667				

SUKKUR CANAL.

CANAL PROJECT.

No. 3.—Revenue Account for, and to end of, 1926-27.

Receipts.	TOTAL.			Charges.	TOTAL.		
	Previous.	1926-27.	Total.		Previous.	1926-27.	Total.
	Rs.	Rs.	Rs.		Rs.	Rs.	Rs.
Brought forward ..	70,69,559	1,53,108	72,22,667	Brought forward ..	30,73,444	1,07,302	31,80,746
<i>Note.</i> —Loss to the canal on account of difference between assessment of water-rates on jaghir lands and assessment at the ordinary rates in force for Government lands noted here per Government of India Letter No. 233-L, dated 14th June 1883, communicated under Government Resolution No. 470, dated 11th August 1883.				Profit and Loss—			
				VI.—REFUNDS OF REVENUE.	119	..	119
				Suspense Account.	735	..	735
				Deduct—Receipts on Revenue account.	134	77	211
				Total ..	30,74,164	1,07,225	31,81,389
				Share of collection charges in the Civil Department ..	4,94,326	8,972	5,03,298
				Total, Direct Charges ..	35,68,490	1,16,197	36,84,687
				Indirect charges debitable to Revenue Account as per Account No. 5 ..	1,01,978	909	1,02,887
				Total, Charges ..	36,70,468	1,17,106	37,87,574
				Balance, Net Revenue ..	33,99,091	36,002	34,35,093
To end of 1925-26. Rs. 2,75,740							
Loss for 1926-27. 2,160							
Total 2,77,900							
GRAND TOTAL ..	70,69,559	1,53,108	72,22,667	GRAND TOTAL ..	70,69,559	1,53,108	72,22,667

N.B.—Last Capital Account detailed in the Administrative Accounts for 1923-24.
 Construction Estimate closed on 31st March 1886—vide G. R. No. 1411, dated 12th September 1893.
 Completion Report approved in G. R. No. 569, dated 27th March 1896.

SUKKUR CANAL.

CANAL PROJECT.

No. 4.—Interest Account for, and to end of, 1926-27.

	Amount. Rs.		Amount. Rs.
Total interest charges to end of 1925-26	28,38,223	Net Revenue realized to end of 1925-26 as per No. 3	33,99,091
Interest charges for the year 1926-27	48,579	Net Revenue realized during 1926-27 as per No. 3	36,002
On Rs. 13,64,754 outlay to end of the year 1916-17 at the average rate 3·3252 per cent. ..	45,381	Total Net Revenue realized to end of the year as per No. 3	34,35,093
On subsequent outlay Rs. 56,707 at the flat rate 5·64 per cent. ..	3,198	Balance net interest charges ..	—5,48,291
Total ..	28,86,802	Total ..	28,86,802

No. 5.—Account of Indirect Charges for, and to end of, 1926-27.

Particulars.	Previous.	1926-27.	Total.	Particulars.	Previous.	1926-27.	Total.
CAPITAL ACCOUNT.	Rs.	Rs.	Rs.	REVENUE ACCOUNT.	Rs.	Rs.	Rs.
		Nil.		1. Capitalized abatement of Land Revenue ..	3,726	49	3,775
				2. Leave and Pension Allowances ..	93,861	..	93,861
				3. Audit and Accounts Establishment ..	4,391	860	5,251
Total	Total ..	1,01,978	909	1,02,887

GHAR CANAL.

CANAL PROJECT.

No. 3.—Revenue Account for, and to end of, 1926-27.

Receipts.	TOTAL.			Charges.	TOTAL.		
	Previous.	1926-27.	Total.		Previous	1926-27.	Total.
	Rs.	Rs.	Rs.		Rs.	Rs.	Rs.
I.—DIRECT RECEIPTS.				I.—EXTENSIONS AND IMPROVEMENTS.			
1. Water-rates from Irrigation ..	2,86,771	9,688	2,96,459	1. Head Works ..	1,407	..	1,407
3. Sales of water	20	20	2. Main Canals and Branches ..	4,24,219	296	4,24,515
5. Plantations ..	90,591	137	92,301	3. Distributaries ..	12,796	..	12,796
6. Other canal produce ..		1,173					
8. Navigation ..	131	44	175				
9. Rents of buildings ..	24,787	1,091	25,878	Total ..	4,38,422	296	4,38,718
10. Fines ..	33,851	4,223	38,074				
11. Miscellaneous receipts ..	2,45,712	5,170	2,50,882	II.—MAINTENANCE AND REPAIRS.			
12. Deduct-refunds ..	1,201	243	1,444	2. Main Canals and Branches ..	53,77,716	2,77,962	56,55,678
Total ..	6,81,042	21,303	7,02,345	3. Distributaries ..	15,675	3,813	19,488
				Total ..	53,93,391	2,81,775	56,75,166
II.—INDIRECT RECEIPTS.							
Irrigation share of Land Revenue collected in the Civil Department ..	3,60,85,230	8,11,220	3,68,96,450	III.—COMPENSATION ..	108	..	108
4 percent. on 9/10ths of the proceeds from sales of occupancy rights per Govt. of India Nos. 53 and 58-A. 1., dated respectively 20th June and 1st August 1889, communicated in Government Resolution No. 1209, dated 10th July, and No. 1913, dated 7th November 1889 ..	2,02,040	7,731	2,09,771	IV.—ESTABLISHMENT.			
Total ..	3,62,87,270	8,18,951	3,71,06,221	1 and 2. Direction and Accounts ..	15,36,092	59,203	15,95,295
				3. Executive ..			
				V.—TOOLS AND PLANT..	26,432	1,807	28,239
Total Receipts ..	3,69,68,312	8,40,254	3,78,08,566	Pensionary charges	8,289	8,289
Carried over ..	3,69,68,312	8,40,254	3,78,08,566	Carried over ..	73,94,445	3,51,370	77,45,815

ADMINISTRATIVE ACCOUNTS FOR THE YEAR 1926-27.

37

GHAR CANAL.

CANAL PROJECT.

No. 3.—Revenue Account for, and to end of, 1926-27.

Receipts.	TOTAL.			Charges.	TOTAL.		
	Previous.	1926-27.	Total.		Previous.	1926-27.	Total.
	Rs.	Rs.	Rs.		Rs.	Rs.	Rs.
Brought forward ..	3,69,68,312	8,40,254	3,78,08,566	Brought forward..	73,94,445	3,51,370	77,45,815
<i>Note.</i> —Loss to the canal on account of difference between assessment of water-rates on jaghir lands and also on lands in Khilat territory and assessment at the ordinary rates in force for Government lands noted here per Government of India Letter No. 233-I., dated 14th June 1883, communicated under Government Resolution No. 400, dated 11th August 1883.				Profit and Loss—			
				VI.—REFUNDS OF REVENUE..	184	..	184
				Suspense Account	—1	..	—1
				Deduct—Receipts on Revenue Account ..	464	296	760
				Total ...	73,94,164	3,51,074	77,45,238
				Share of Collection Charges in the Civil Department ..	27,98,931	49,564	28,48,495
				Total, Direct Charges ..	1,01,93,095	4,00,638	1,05,93,733
				Indirect Charges debitable to Revenue Account as per Account No. 5 ..	2,56,187	3,611	2,59,798
				Total Charges ..	1,04,49,282	4,04,249	1,08,53,531
				Balance Revenue Net ..	2,65,19,030	4,36,005	2,69,55,035
Rs. To end of 1925-26.. 15,21,072				GRAND TOTAL ..	3,69,68,312	8,40,254	3,78,08,566
Loss for 1926-27.. 43,341							
Total .. 15,64,413							
GRAND TOTAL ..	3,69,68,312	8,40,254	3,78,08,566				

N.B.—Last Capital Account detailed in the Administrative Accounts for 1923-24. Construction Estimate closed on 31st March 1879—vide G. R. No. 1411, dated 12th September 1893. Completion Report approved in G. R. No. 927, dated 11th June 1895.

GHAR CANAL.

CANAL PROJECT.

No. 4.—Interest Account for, and to end of, 1926-27.

	Amount. Rs.		Amount. Rs.
Total interest charges to end of 1925-26	10,46,610	Net Revenue realized to end of 1925-26 as per No. 3 ..	2,65,19,030
Interest charges for the year 1926-27	23,602	Net Revenue realized during 1926-27 as per No. 3 ..	4,35,005
On Rs. 5,48,405 outlay to end of the year 1916-17 at the average rate 3.3252 per cent. ..	18,235	Total Net Revenue realized to end of the year as per No. 3 ..	2,69,55,035
On subsequent outlay Rs. 95,165 at the flat rate 5.64 per cent. ..	5,367	Balance net interest charges	—2,58,84,823
Total ..	10,70,212	Total ..	10,70,212

No. 5.—Account of Indirect Charges for, and to end of, 1926-27.

Particulars.	Previous.	1926-27.	Total.	Particulars.	Previous.	1926-27.	Total.
	Rs.	Rs.	Rs.		Rs.	Rs.	Rs.
CAPITAL ACCOUNT.		Nil.		REVENUE ACCOUNT.			
				1. Capitalized abatement of Land Revenue ..	16,736	790	17,526
				2. Leave and Pension Allowances ..	2,30,809	..	2,30,809
				3. Audit and Accounts Establishment ..	8,642	2,821	11,463
Total	Total ..	2,56,187	3,611	2,59,798

ALIBHAR KACHERI CANAL.

CANAL PROJECT.

No. 3.—Revenue Account for, and to end of, 1926-27.

Receipts.	TOTAL.			Charges.	TOTAL.		
	Previous.	1926-27.	Total.		Previous.	1926-27.	Total.
	Rs.	Rs.	Rs.		Rs.	Rs.	Rs.
I.—DIRECT RECEIPTS.				I.—EX TENSION AND IMPROVEMENTS.			
1. Water-rates from Irrigation ..	28,331	561	28,892	2. Main Canals and Branches ..	6,620	291	6,911
5. Plantations ..	6,667	405	7,072	4. Drainage and Protective Works.	245	..	245
6. Other canal produce ..							
8. Navigation ..	3	..	3	Total ..	6,865	291	7,156
10. Fines ..	822	59	881				
11. Miscellaneous receipts ..	5,312	1,377	6,689	II.—MAINTENANCE AND REPAIRS.			
12. Deduct—refunds	1	1	2. Main Canals and Branches ..	12,197	1,541	13,738
Total ..	41,135	2,401	43,536	3. Distributaries.	12,672	..	12,672
II.—INDIRECT RECEIPTS.				Total ..	24,869	1,541	26,410
Irrigation share of land Revenue collected in the Civil Department ..	3,50,126	11,299	3,61,425	III.—COMPENSATION
4 per cent. on 9/10ths of the proceeds from sales of occupancy rights per Govt. of India Nos. 53 and 58-A. I., dated respectively 20th June and 1st August 1889, communicated in Government Resolution No. 1209, dated 10th July, and No. 1913, dated 7th November 1889 ..	24,014	846	24,860	IV.—ESTABLISHMENT.			
				1 and 2. Direction and Accounts ..	33,490	1,385	34,875
				3. Executive ..			
Total ..	3,74,140	12,145	3,86,285	V.—TOOLS AND PLANT	1,268	179	1,447
Total Receipts ..	4,15,275	14,546	4,29,821	Pensionary charges.	..	194	194
Carried over ..	4,15,275	14,546	4,29,821	Carried over ..	66,492	3,590	70,082

ALIBHAR KACHERI CANAL.

CANAL PROJECT.

No. 3.—Revenue Account for, and to end of, 1926-27.

Receipts.	TOTAL.			Charges.	TOTAL.		
	Previous.	1926-27.	Total.		Previous.	1926-27.	Total.
Brought forward.	Rs. 4,15,275	Rs. 14,546	Rs. 4,29,821	Brought forward..	Rs. 66,492	Rs. 3,590	Rs. 70,082
<i>Note.</i> —Loss to the canal on account of difference between assessment of water-rates on jaghir lands and assessment at the ordinary rates in force for Government lands noted here per Government of India Letter No. 233-I., dated 14th June 1883, communicated under Government Resolution No. 400, dated 11th August 1883.				VI.—REFUNDS OF REVENUE ..	19	..	19
				Total ..	66,511	3,590	70,101
				Share of Collection Charges in the Civil Department.	28,555	715	29,270
				Total Direct Charges ..	95,066	4,305	99,371
				Indirect Charges debitable to Revenue Account as per Account No. 5	5,217	18	5,235
Rs. To end of 1925-26..1,32,187				Total Charges ..	1,00,283	4,323	1,04,606
Loss for 1926-27.. 3,013				Balance Net Revenue ..	3,14,992	10,223	3,25,215
Total .. 1,35,200				GRAND TOTAL ..	4,15,275	14,546	4,29,821
GRAND TOTAL ..	4,15,275	14,546	4,29,821				

N.B.—Last Capital Account detailed in the Administrative Accounts for 1921-22.
 Construction Estimate closed on 31st March 1876—vide G.R. No. 1411, dated 12th September 1893.
 Completion Report approved in G. R. No. 1229, dated 1st August 1894.

ALIBHAR KACHERI CANAL-

CANAL PROJECT.

No. 4.—Interest Account for, and to end of, 1926-27.

	Amount. Rs.		Amount. Rs.
Total interest charges to end of 1925-26	69,570	Net Revenue realized to end of 1925-26 as per No. 3	3,14,992
Interest charges for the year 1926-27	5,297	Net Revenue realized during 1926-27 as per No. 3	10,223
On, Rs. 23,207 outlay to end of the year 1916-17 at the average rate 3·3252 per cent. ..	772	Total Net Revenue realized to end of the year as per No. 3	3,25,215
On subsequent outlay Rs. 80,223 at the flat rate 5·64 per cent. ..	4,525	Balance net interest charges ..	—2,50,348
Total ..	74,867	Total ..	74,867

No. 5.—Account of Indirect Charges for, and to end of, 1926-27.

Particulars.	Previous.	1926-27.	Total.	Particulars.	Previous.	1926-27.	Total.
CAPITAL ACCOUNT.	Rs.	Rs. Nil.	Rs.	REVENUE ACCOUNT.	Rs.	Rs.	Rs.
				1. Capitalized abatement of Land Revenue
				2. Leave and Pension Allowances ..	5,249	..	5,249
				3. Audit and Accounts Establishment ..	—32	18	—14
				Total ..	5,217	18	5,235

GREAT MARAK CANAL.

CANAL PROJECT.

No. 3.—Revenue Account for, and to end of, 1926-27.

Receipts.	TOTAL.			Charges.	TOTAL.		
	Previous.	1926-27.	Total.		Previous.	1926-27.	Total.
	Rs.	Rs.	Rs.		Rs.	Rs.	Rs.
I.—DIRECT RECEIPTS.				I.—EXTENSIONS AND IMPROVEMENTS.			
1. Water-rates from Irrigation ..	1,37,021	2,616	1,39,637	2. Main Canals and Branches ..	51,363	1,285	52,648
3. Sales of water ..	15	..	15				
5. Plantations ..		21					
6. Other canal produce ..	41,558	3,340	44,919	Total ..	51,363	1,285	52,648
8. Navigation ..	126	..	126				
9. Rents of buildings ..	166	..	166	II.—MAINTENANCE AND REPAIRS.			
10. Fines ..	2,424	..	2,424	1. Head Works ..	3,416	..	3,416
11. Miscellaneous receipts ..	20,398	1,460	21,858	2. Main Canals and Branches ..	6,32,240	38,817	6,71,057
12. Deduct—Refunds ..	186	4	190				
Total ..	2,01,522	7,433	2,08,955	Total ..	6,35,656	38,817	6,74,473
II.—INDIRECT RECEIPTS.				III. COMPENSATION
Irrigation share of Land Revenue collected in the Civil Department.	38,97,431	1,31,316	40,28,747				
4 per cent. on 9/10ths of the proceeds from sales of occupancy rights per Govt. of India Nos. 53 and 58-A.I., dated respectively 20th June and 1st August 1889, communicated in Government Resolution No. 1209, dated 10th July and No. 1913, dated 7th November 1889 ..	86,949	3,690	90,639	IV. ESTABLISHMENT.			
				1 & 2. Direction and Accounts ..	3,42,681	15,802	3,58,483
				3. Executive ..			
Total ..	39,84,380	1,35,006	41,19,386	V. TOOLS AND PLANT ..	7,158	1,239	8,397
Total Receipts ..	41,85,902	1,42,439	43,28,341	Pensionary charges.	..	2,212	2,212
Carried over ..	41,85,902	1,42,439	43,28,341	Carried over ..	10,36,858	59,355	10,96,213

ADMINISTRATIVE ACCOUNTS FOR THE YEAR 1926-27.

43

GREAT MARAK CANAL.

CANAL PROJECT.

No. 3.—Revenue Account for, and to end of, 1926-27.

Receipts.	TOTAL.			Charges.	TOTAL.		
	Previous.	1926-27.	Total.		Previous.	1926-27.	Total.
Brought forward..	Rs. 41,85,902	Rs. 1,42,439	Rs. 43,28,341	Brought forward..	Rs. 10,36,858	Rs. 59,355	Rs. 10,96,213
<p><i>Note.</i>—Loss to the canal on account of difference between assessment of water-rates on jaghir lands and assessment at the ordinary rates in force for Government lands noted here per Government of India Letter No. 233-I, dated 14th June 1883, communicated under Government Resolution No. 400, dated 11th August 1883.</p>				VI.—REFUNDS OF REVENUE ..	40	..	40
				Total ..	10,36,898	59,355	10,96,253
				Share of collection charges in the Civil Department.	2,89,880	8,036	2,97,916
				Total Direct Charges ..	13,26,778	67,391	13,94,169
				Indirect charges debitable to Revenue Account as per Account No. 5 ..	51,378	401	51,779
To end of 1925-26..	Rs. 8,31,551			Total Charges ..	13,78,156	67,792	14,45,948
Loss for 1926-27..	16,466			Balance Revenue Net ..	28,07,746	74,647	28,82,393
Total ..	8,48,017			GRAND TOTAL ..	41,85,902	1,42,439	43,28,341
GRAND TOTAL ..	41,85,902	1,42,439	43,28,341				

N. B.—Last Capital Account detailed in the Administrative Accounts for 1923-24. Construction estimate closed on 31st March 1882—*vide* G. R. No. 1411, dated 12th September 1893. Completion report approved in G. R. No. 1229, dated 1st August 1894.

GREAT MARAK CANAL.

CANAL PROJECT.

No. 4.—Interest Account for, and to end of, 1926-27.

	Amount. Rs.		Amount. Rs.
Total interest charges to end of 1925-26	4,78,304	Net Revenue realized to end of 1925-26 as per No. 3	28,07,746
Interest charges for the year 1926-27	20,092	Net Revenue realized during 1926-27 as per No. 3	74,647
Rs. On Rs. 2,07,436 outlay to end of the year 1916-17 at the average rate 3.3252 per cent. ..	6,897	Total Net Revenue realised to end of the year as per No. 3	28,82,393
On subsequent outlay Rs. 2,33,951 at the flat rate 5.64 per cent. ..	13,195	Balance net interest charges ..	23,83,997
Total ..	4,98,396	Total ..	4,98,396

No. 5.—Account of Indirect Charges for, and to end of, 1926-27.

Particulars.	Previous.	1926-27.	Total.	Particulars.	Previous.	1926-27.	Total.
	Rs.	Rs.	Rs.		Rs.	Rs.	Rs.
CAPITAL ACCOUNT.		Nil.		REVENUE ACCOUNT.			
				1. Capitalized abatement of Land Revenue ..	772	..	772
				2. Leave and Pension Allowances ..	49,278	..	49,278
				3. Audit and Accounts Establishment ..	1,328	401	1,729
Total	Total ..	51,378	401	51,779

SARFRAZWAH CANAL.

CANAL PROJECT.

No. 3.—Revenue Account for, and to end of, 1926-27.

Receipts.	TOTAL.			Charges.	TOTAL.		
	Previous.	1926-27.	Total.		Previous.	1926-27.	Total.
	Rs.	Rs.	Rs.		Rs.	Rs.	Rs.
I.—DIRECT RECEIPTS.				I.—EXTENSIONS AND IMPROVEMENTS.			
1. Water-rates from Irrigation ..	83,109	1,204	84,313				
5. Plantations ..	26,981	222	28,442	2. Main Canals and Branches ..	42,953	164	43,117
6. Other canal produce ..		1,239					
8. Navigation ..	62	..	62	Total ..	42,953	164	43,117
9. Rents of buildings ..	7	..	7				
10. Fines ..	592	157	749	II.—MAINTENANCE AND REPAIRS.			
11. Miscellaneous receipts ..	9,138	161	9,299	2. Main Canals and Branches ..	4,18,263	10,801	4,29,064
12. <i>Deduct</i> —Refunds.	1	..	1	4. Drainage and Protective Works ..	6,778	..	6,778
Total ..	1,19,888	2,983	1,22,871	Total ..	4,25,041	10,801	4,35,842
II.—INDIRECT RECEIPTS.				III.—COMPENSATION
Irrigation share of Land Revenue collected in the Civil Department.	13,23,231	31,836	13,55,067				
4 per cent. on 9/10ths of the proceeds from sales of occupancy rights per Govt. of India Nos. 53 and 58-A-1, dated respectively 20th June and 1st August 1889, communicated in Government Resolution No. 1209, dated 10th July, and No. 1913, dated 7th November 1889..	38,915	1,413	40,328	IV.—ESTABLISHMENT.			
Total ..	13,62,146	33,249	13,95,395	1 & 2. Direction and Accounts ..	1,86,435	4,197	1,90,632
				3. Executive ..			
				V.—TOOLS AND PLANT ..	3,308	356	3,664
Total, Receipts ..	14,82,034	36,232	15,18,266	Pensionary charges.	..	588	588
Carried over ..	14,82,034	36,232	15,18,266	Carried over ..	6,57,737	16,106	6,73,843

PUBLIC WORKS DEPARTMENT, IRRIGATION BRANCH.

SARFRAZWAH CANAL.

CANAL PROJECT.

No. 3.—Revenue Account for, and to end of, 1926-27.

Receipts.	TOTAL.			Charges.	TOTAL.		
	Previous.	1926-27.	Total.		Previous.	1926-27.	Total.
	Rs.	Rs.	Rs.		Rs.	Rs.	Rs.
Brought forward ..	14,82,034	36,232	15,18,265	Brought forward..	6,57,737	16,106	6,73,843
<i>Note.</i> —Loss to the canal on account of difference between assessment of water-rates on jaghir lands and assessment at the ordinary rates in force for Government lands noted here per Government of India Letter No. 233-I, dated 14th June 1883, communicated under Government Resolution No. 400, dated 11th August 1883.				Profit and Loss
				VI.—REFUNDS OF REVENUE ..	4	..	4
				Total ..	6,57,741	16,106	6,73,847
				Share of collection charges in the Civil Department.	1,00,141	1,994	1,02,135
				Total, Direct Charges ..	7,57,882	18,100	7,75,982
				Indirect charges to Revenue Account as per Account No. 5 ..	29,470	110	29,580
				Total Charges ..	7,87,352	18,210	8,05,562
				Balance Revenue Net ..	6,94,682	18,022	7,12,704
				GRAND TOTAL ..	14,82,034	36,232	15,18,266
Rs.							
To end of 1925-26..	4,18,574						
Loss for 1926-27..	3,991						
Total ..	4,22,565						
GRAND TOTAL ..	14,82,034	36,232	15,18,266	GRAND TOTAL ..	14,82,034	36,232	15,18,266

N. B.—Last Capital Account detailed in the Administrative Accounts for 1881-82. Construction estimate closed on 31st March 1876—vide G. R. No. 1411, dated 12th September 1893. Completion report approved in G. R. No. 1229, dated 1st August 1894.

SARFRAZWAH CANAL.

CANAL PROJECT.

No. 4.—Interest Account for, and to end of, 1926-27.

	Amount.		Amount.
	Rs.		Rs.
Total interest charges to end of 1925-26	2,37,748	Net Revenue realized to end of 1925-26 as per No. 3 ..	6,94,682
Interest charges for the year 1926-27	3,942	Net Revenue realized during 1926-27 as per No. 3 ..	18,022
On Rs. 1,18,559 outlay to end of the year 1916-17 at the average rate 3.3252 per cent. ..	3,942	Total Net Revenue realized to end of the year as per No. 3	7,12,704
On subsequent outlay ..	Nil.	Balance net interest charges ..	—4,71,014
Total ..	2,41,690	Total ..	2,41,690

No. 5.—Account of Indirect Charges for, and to end of, 1926-27.

Particulars.	Previous.	1926-27.	Total.	Particulars.	Previous.	1926-27.	Total.
	Rs.	Rs.	Rs.		Rs.	Rs.	Rs.
CAPITAL ACCOUNT.	REVENUE ACCOUNT.			
				1. Capitalized abatement of Land Revenue ..	1,278	..	1,278
				2. Leave and Pension Allowances ..	27,516	..	27,516
				3. Audit and Accounts Establishment ..	676	110	786
Total	Total ..	29,470	110	29,580

FULELI CANAL.

CANAL PROJECT.

No. 2.—Capital Account for, and to end of, 1926-27.

Heads of Account. 1	Direct Charges.			Cost of construction as now estimated (Construction estimate closed on 31st March 1893).	Expenditure against closed estimates.
	Previous. 2	1926-27. 3	Total. 4		
				5	6
I.—WORKS.	Rs.	Rs.	Rs.	Rs.	Rs.
(1) HEAD WORKS.					
C. Works	66,278	..	66,278	66,278	66,278
K. Buildings	4,012	..	4,012	4,012	4,012
Total Head Works ..	70,290	..	70,290	70,290	70,290
(2) MAIN CANALS AND BRANCHES.					
A. Preliminary Expenses ..	68,675	4,677	73,352	79,613	43,303
B. Land	7,456	..	7,456	7,456	7,456
D. Regulators	8,78,905	..	8,78,905	8,78,905	8,78,905
G. Bridges	36,992	..	36,992	36,992	36,992
H. Escapes	2,44,313	..	2,44,313	2,44,313	2,44,313
K. Buildings	67,444	..	67,444	67,444	67,444
L. Earth-work	9,14,117	9,439	9,23,556	9,24,155	8,30,837
O. Miscellaneous	26,347	..	26,347	26,347	26,347
Total Main Canals and Branches ..	22,44,249	14,116	22,58,365	22,65,225	21,35,597
(3) DISTRIBUTARIES.					
B. Land	667	..	667	667	667
C. Works	65,540	..	65,540	65,540	65,540
L. Earth-work	32,160	..	32,160	32,160	32,160
Total Distributaries ..	98,367	..	98,367	98,367	98,367
Total I—Works ..	24,12,906	14,116	2,427,022	24,33,882	23,04,254
Carried over ..	24,12,906	14,116	24,27,022	24,33,882	23,04,254

FULELI CANAL.

CANAL PROJECT.

No. 2.—Capital Account for, and to end of, 1926-27.

Heads of Account.	Direct Charges.			Cost of construction as now estimated. (Construction estimate closed on 31st March 1893).	Expenditure against closed estimates.
	Previous.	1926-27.	Total.		
1	2	3	4	5	6
	Rs.	Rs.	Rs.	Rs.	Rs.
Brought forward ..	24,12,906	14,116	24,27,022	24,33,882	23,04,254
II.—ESTABLISHMENT.					
I and 2. Direction and Accounts ..	6,25,261	23,79..	6,49,055	6,38,317	5,89,724
3. Executive ..					
Total Establishment ..	6,25,261	23,794	6,49,055	6,38,317	5,89,724
III.—TOOLS AND PLANT ..	19,412	507	19,919	24,867	17,984
Pensionary Charges	3,331	3,331
Grand Total ..	30,57,579	41,748	30,99,327	30,97,066	29,11,962
V.—Less—Receipts on Capital Account	504	..	504	504	504
Net Outlay ..	30,57,075	41,748	30,98,823	30,96,562	29,11,458
Apportionment.					
Chargeable to 43—Minor Works and Navigation.	21,22,765	..	21,22,765	30,96,562	29,11,458
Chargeable to 55—Construction of Irrigation Works.	9,34,310	41,748	9,76,058		
Total ..	30,57,075	41,748	3,098,823	30,96,562	29,11,458

FULELI CANAL.

CANAL PROJECT.

No. 3.—Revenue Account for, and to end of, 1926-27.

Receipts.	TOTAL.			Charges.	TOTAL.		
	Previous.	1926-27.	Total.		Previous.	1926-27.	Total.
	Rs.	Rs.	Rs.		Rs.	Rs.	Rs.
I.—DIRECT RECEIPTS.				I.—EXTENSIONS AND IMPROVEMENTS			
1. Water-rates from Irrigation ..	16,58,721	51,371	17,10,092	2. Main Canals and Branches ..	4,31,060	6,311	4,37,371
3. Sales of water ..	6,990	1,823	8,813	3. Distributaries ..	28,517	..	28,517
5. Plantations ..	2,52,524	164	2,62,447	Total ..	4,59,577	6,311	4,65,888
6. Other canal produce ..		9,759					
8. Navigation ..	75,846	..	75,846				
9. Rents of buildings ..	7,770	400	8,170	II.—MAINTENANCE AND REPAIRS.			
10. Fines ..	33,681	5,361	39,042	1. Head Works ..	169	..	169
11. Miscellaneous receipts ..	2,23,723	8,145	2,31,868	2. Main Canals and Branches ..	60,86,801	1,30,255	62,17,056
12. <i>Deduct</i> —Re-funds ..	2,373	1,510	3,883	3. Distributaries ..	1,155	..	1,155
Total ..	22,56,882	75,513	23,32,395	Total ..	60,88,125	1,30,255	62,18,380
II.—INDIRECT RECEIPTS.				III.—COMPENSATION
Irrigation share of Land Revenue collected in the Civil Department.	2,38,08,603	6,73,825	2,44,82,428	IV.—ESTABLISHMENT.			
4 per cent. on 9/10ths of the proceeds from sales of occupancy rights per Govt. of India Nos. 53 and 58-A. I., dated 20th June and 1st August 1889, communicated in Government Resolution No. 1209, dated 10th July, and No. 1913, dated 7th November 1889 ..	4,00,372	27,917	4,28,289	1 and 2. Direction and Accounts ..	23,34,403	58,704	23,93,107
				3. Executive ..			
Total ..	2,42,08,975	7,01,742	2,49,10,717	V.—TOOLS AND PLANT	57,492	4,843	62,335
Total Receipts ..	2,64,65,857	7,77,255	2,72,43,112	Pensionary charges	3,218	8,218
Carried over ..	2,64,65,857	7,77,255	2,72,43,112	Carried over ..	89,39,597	2,08,331	91,47,928

FULELI CANAL.

CANAL PROJECT.

No. 3.—Revenue Account for, and to end of, 1926-27.

Receipts.	TOTAL.			Charges.	TOTAL.		
	Previous.	1926-27.	Total.		Previous.	1926-27.	Total.
	Rs.	Rs.	Rs.		Rs.	Rs.	Rs.
Brought forward ..	2,64,65,857	7,77,255	2,72,43,112	Brought forward ..	89,39,597	2,08,331	91,47,928
<i>Note.</i> —Loss to the canal on account of difference between assessment of water-rates on jaghir lands and also on lands in Khilat Territory and assessment at the ordinary rates in force for Government lands noted here per Government of India Letter No. 233-1, dated 14th June 1883, communicated under Government Resolution No. 400, dated 11th August 1883.				VI.—REFUNDS OF REVENUE.	3,730	..	3,730
				Suspense Account ..	—239	..	—239
				Deduct—Recoveries on revenue accounts ..	299	13	312
				Total ..	89,42,789	2,08,318	91,51,107
				Share of Collection Charges in the Civil Department.	18,61,838	44,038	19,05,876
				Total Direct Charges ..	1,08,04,627	2,52,356	1,10,56,983
				Indirect Charges debitable to Revenue Account as per Account No. 5 ..	3,78,061	1,510	3,79,571
To end of 1925-26 ..	Rs. 70,34,502			Total Charges ..	1,11,82,688	2,53,866	1,14,36,554
Loss for 1926-27 ..	71,653			Balance Net Revenue ..	1,52,83,169	5,23,389	1,58,06,558
Total ..	71,05,155			GRAND TOTAL ..	2,64,65,857	7,77,255	2,72,43,112
GRAND TOTAL ..	2,64,65,857	7,77,255	2,72,43,112				

N. B.—Construction estimate closed on 31st March 1893, vide G. R. No. 1035, dated 27th June 1894.
 Completion report approved in G. R. No. 1035, dated 27th June 1894.

FULELI CANAL.

CANAL PROJECT.

No. 4.—Interest Account for, and to end of, 1926-27.

	Amount. Rs.		Amount. Rs.
Total interest charges to end of 1925-26	34,82,733	Net Revenue realized to end of 1925-26 as per No. 3 ..	1,52,83,169
Interest charges for the year 1926-27	1,29,048	Net Revenue realized during 1926-27 as per No. 3 ..	5,23,389
	Rs.	Total Net Revenue realized to end of the year as per No. 3	1,58,06,558
On Rs. 19,24,515 outlay to end of the year 1916-17 at the average rate 3.3252 per cent. ..	63,994	Balance net interest charges ..	-1,21,94,777
On subsequent outlay Rs. 11,53,434 at the flat rate 5.64 per cent. ..	65,054		
Total ..	36,11,781	Total ..	36,11,781

No. 5.—Account of Indirect Charges for, and to end of, 1926-27.

Particulars.	Previous.	1926-27.	Total.	Particulars.	Previous.	1926-27.	Total.
	Rs.	Rs.	Rs.		Rs.	Rs.	Rs.
CAPITAL ACCOUNT.				REVENUE ACCOUNT.			
1. Capitalized abatement of Land Revenue ..	15,549	276	15,825	1. Capitalized abatement of Land Revenue ..	17,828	144	17,972
2. Leave and Pension Allowances ..	97,006	..	97,006	2. Leave and Pension Allowances ..	3,53,937	..	3,53,937
3. Audit and Accounts Establishment ..	6,859	141	7,000	3. Audit and Accounts Establishment ..	6,296	1,366	7,662
Total ..	1,19,414	417	1,19,831	Total ..	3,78,061	1,510	3,79,571

FULELI CANAL.

CANAL PROJECT.

No. 6.—Statement comparing Capital Cost to end of, 1926-27 with sanctioned estimates.

Particulars.	Charges against closed sanctions.			Current sanctions.			Total charges to date against old and current sanctions.
	Expenditure against construction estimate.	Expenditure against open capital sanctions.	Total.	Charges to date.	Amount of sanctioned estimate.	Unspent balance of	
1	2	3	4	5	6	7	8
DIRECT CHARGES.	Rs.	Rs.	Rs.	Rs.	Rs.	Rs.	Rs.
Works ..	9,84,801	13,19,453	23,04,254	1,22,768	1,29,628	6,860	24,27,022
Establishment ..	2,00,468	3,89,256	5,89,724	59,331	48,593	—10,738	6,49,055
Tools and Plant ..	1,325	16,659	17,984	1,935	6,883	4,948	19,919
Pensionary charges	3,331	..	—3,331	3,331
Total ..	11,86,594	17,25,368	29,11,962	1,87,365	1,85,104	—2,261	30,99,327
Less—Receipts on Capital Account ..	21	483	504	504
Net Total ..	11,86,573	17,24,885	29,11,458	1,87,365	1,85,104	—2,261	30,98,823
INDIRECT CHARGES.							
Capitalized abatement of Land Revenue ..	6,800	8,659	15,459	366	6,500	6,134	15,825
Leave and Pension Allowances ..	37,536	54,494	92,030	4,976	6,802	1,826	97,006
Audit and Accounts Establishment	5,772	5,772	1,228	1,296	68	7,000
Total ..	44,336	68,925	1,13,261	6,570	14,598	8,028	1,19,831
GRAND TOTAL ..	12,30,909	17,93,810	30,24,719	1,93,935	1,99,702	5,767	32,18,654

Estimate sanctioned in G. R. (P. W. D.), No. 1971, dated 6th March 1923

Do. do. No. 5289, dated 4th April 1924

Do. do. No. 5869, dated 6th January 1926

Rs.

51,842

1,25,021

22,839

1,99,702

NAULAKHI CANAL.

CANAL PROJECT.

No. 3.—Revenue Account for, and to end of, 1926-27.

Receipts.	TOTAL			Charges.	TOTAL		
	Previous.	1926-27.	Total.		Previous.	1926-27.	Total.
I.—DIRECT RECEIPTS.	Rs.	Rs.	Rs.	I.—EXTENSIONS AND IMPROVEMENTS.	Rs.	Rs.	Rs.
1. Water-rates from Irrigation ..	2,201	864	3,065	2. Main Canals and Branches ..	590	373	963
6. Other canal produce ..	778	183	961				
8. Navigation ..	45	..	45				
9. Rents of buildings ..	1	..	1				
10. Fines ..	603	111	714				
11. Miscellaneous receipts ..	863	203	1,066	Total ..	590	373	963
Total ..	4,491	1,361	5,852	II.—MAINTENANCE AND REPAIRS.			
II.—INDIRECT RECEIPTS.				2. Main Canals and Branches ..	92,443	27,999	1,20,442
Irrigation share of Land Revenue collected in the Civil Department.	5,92,701	1,58,260	7,50,961				
4 per cent. on 9/10ths of the proceeds from sales of occupancy rights per Govt. of India Nos. 53 and 58-A.I., dated respectively, 20th June and 1st August 1889, communicated in Government Resolution No. 1209, dated 10th July, and No. 1913, dated 7th November 1889 ..	2,975	751	3,726	Total ..	92,443	27,999	1,20,442
Total ..	5,95,676	1,59,011	7,54,687	III.—COMPENSATION
				IV.—ESTABLISHMENT.			
				1 and 2. Direction and Accounts. }	63,716	9,887	73,603
				3. Executive ..			
				V.—TOOLS AND PLANT..	1,182	650	1,832
				Pensionary charges	1,384	1,384
Total Receipts ..	6,00,167	1,60,372	60,539	Carried over ..	1,57,931	40,293	1,98,224
Carried over ..	6,00,167	1,60,372	7,60,539				

NAULAKHI CANAL.

CANAL PROJECT.

No. 3.—Revenue Account for, and to end of, 1926-27.

Receipts.	TOTAL.			Charges.	TOTAL.		
	Previous.	1926-27.	Total.		Previous.	1926-27.	Total.
Brought forward ..	Rs. 6,00,167	Rs. 1,60,372	Rs. 7,60,539	Brought forward ..	Rs. 1,57,931	Rs. 40,293	Rs. 1,98,224
<p><i>Note.</i>—Loss to the canal on account of difference between assessment of water-rates on jaghir lands and assessment at the ordinary rates in force for Government lands noted here per Government of India Letter No. 233-I, dated 14th June 1883, communicated under Government Resolution No. 400, dated 11th August 1883.</p> <p>Rs. To end of 1925-26.. 19,430</p> <p>Loss for 1926-27.. 3,796</p> <p>Total .. 23,226</p>				VI.—REFUNDS OF REVENUE..
				Total ..	1,57,931	40,293	1,98,224
				Share of Collection Charges in the Civil Department.	35,731	9,558	45,289
				Total, Direct Charges ..	1,93,662	49,851	2,43,513
				Indirect Charges debitable to Revenue Account as per No. 5 ..	9,857	284	10,141
				Total, Charges ..	2,03,519	50,135	2,53,654
				Balance Net Revenue ..	3,96,648	1,10,237	5,06,885
GRAND TOTAL ..	6,00,167	1,60,372	7,60,539	GRAND TOTAL ..	6,00,167	1,60,372	7,60,539

N.B.—Last Capital Account detailed in the Administrative Accounts for 1924-25.

Construction Estimate closed during 1921-22.

G. R. No. 1606, dated 30th November 1923.

NAULAKHI CANAL.

CANAL PROJECT.

No. 4.—Interest Account for, and to end of, 1926-27.

	Amount. Rs.		Amount. Rs.
Total interest charges to end of 1925-26	15,463	Net Revenue realized to end of 1925-26 as per No. 3	3,96,648
Interest charges for the year 1926-27 Rs.	5,122	Net Revenue realized during 1926-27 as per No. 3	1,10,237
On Rs. 99,479 outlay to end of the year 1916-17 at the average rate 3.3252 per cent. ..	3,308	Total Net Revenue realized to end of the year as per No. 3	5,06,885
On subsequent outlay Rs. 32,161 at the flat rate 5.64 per cent. ..	1,814	Balance net interest charges ..	—4,86,300
Total ..	20,585	Total ..	20,585

No. 5.—Account of Indirect Charges for, and to end of, 1926-27.

Particulars.	Previous.	1926-27.	Total.	Particulars.	Previous.	1926-27.	Total
	Rs.	Rs.	Rs.		Rs.	Rs.	Rs.
CAPITAL ACCOUNT.		Nil.		REVENUE ACCOUNT.			
				1. Capitalized abatement of Land Revenue ..	7	..	7
				2. Leave and Pension Allowances ..	8,920	..	8,920
				3. Audit and Accounts Establishment ..	930	284	1,214
Total	Total ..	9,857	284	10,141

KALRI CANAL

CANAL PROJECT.

No. 2.—Capital Account for, and to end of, 1926-27.

Heads of Account.	Direct Charges.			Cost of Construction as now estimated. (Construction estimate closed during 1921-22).	Expenditure against closed estimates.
	Previous.	1926-27.	Total.		
1	2	3	4	5	6
I.—WORKS.					
(2) MAIN CANALS AND BRANCHES.	Rs.	Rs.	Rs.	Rs.	Rs.
A. Preliminary Expenses	10,438	..	10,438	10,438	10,438
K. Buildings	4,604	..	4,604	4,604	4,604
Total Main Canals and Branches ..	15,042	..	15,042	15,042	15,042
Unclassified outlay	60,623	..	60,623	60,623	60,623
Total I—Works ..	75,665	..	75,665	75,665	75,665
II. ESTABLISHMENT.					
3. Executive	21,578	206	21,784	21,784	21,784
4. Medical					
5. Special Survey					
Total Establishment ..	21,578	206	21,784	21,784	21,784
III. TOOLS AND PLANT					
IV. Suspense Accounts	1,036	..	1,036	1,036	1,036
Pensionary charges	29	29	29	29
Grand Total ..	98,279	235	98,514	98,514	98,514
V.—Less—Receipts on Capital Account
Net Outlay ..	98,279	235	98,514	98,514	98,514
<i>Apportionment.</i>					
Chargeable to 15—Other revenue expenditure	70,320	..	70,320	70,320	70,320
Chargeable to 55—Construction of Irrigation Works	27,959	235	28,194	28,194	28,194
Total ..	98,279	235	98,514	98,514	98,514

KALRI CANAL.

CANAL PROJECT.

No. 3.—Revenue Account for, and to end of, 1926-27.

Receipts.	TOTAL.			Charges.	TOTAL.		
	Previous.	1926-27.	Total.		Previous.	1926-27.	Total.
	Rs.	Rs.	Rs.		Rs.	Rs.	Rs.
I.—DIRECT RECEIPTS.				I.—EXTENSIONS AND IMPROVEMENTS.			
1. Water-rates from Irrigation ..	566	..	566	2. Main Canals and Branches ..	305	..	305
6. Other canal produce ..	1,677	365	2,042				
9. Rents of buildings ..	2	..	2				
11. Miscellaneous receipts ..	335	12	347				
12 <i>Deduct</i> —refunds.	5	15	20	Total ..	305	..	305
Total ..	2,575	362	2,937	II.—MAINTENANCE AND REPAIRS.			
II.—INDIRECT RECEIPTS.				2. Main Canals and Branches ..	1,45,608	35,005	1,80,613
Irrigation share of Land Revenue collected in the Civil Department.	1,88,482	35,716	2,24,198	Total ..	1,45,608	35,005	1,80,613
4 per cent. on 9/10ths of the proceeds from sales of occupancy rights per Govt. of India, Nos. 53 and 58-A. I., dated respectively 20th June and 1st August 1889, communicated in Government Resolution No. 1209, dated 10th July and No. 1913 dated 7th November 1889 ..	2,596	665	3,261	III.—COMPENSATION
Total ..	1,91,078	36,381	2,27,459	IV.—ESTABLISHMENT.			
				1 and 2. Direction and Accounts ..	28,998	7,362	36,360
				3. Executive ..			
				V.—TOOLS AND PLANT ..	1,653	221	1,874
Total Receipts ..	1,93,653	36,743	2,30,396	Pensionary charges.	..	1,031	1,031
Carried over ..	1,93,653	36,743	2,30,396	Carried over ..	1,76,564	43,619	2,20,183

ADMINISTRATIVE ACCOUNTS FOR THE YEAR 1926-27.

59

KALRI CANAL.

CANAL PROJECT.

No. 3.—Revenue Account for, and to end of, 1926-27.

Receipts.	TOTAL.			Charges.	TOTAL.		
	Previous.	1926-27.	Total.		Previous.	1926-27.	Total.
	Rs.	Rs.	Rs.		Rs.	Rs.	Rs.
Brought forward ..	1,93,653	36,743	2,30,396	Brought forward..	1,76,564	43,619	2,20,183
<i>Note.</i> —Loss to the canal on account of difference between assessment of water-rates on jaghir lands and assessment at the ordinary rates in force for Government lands noted here per Government of India Letter No. 233-I, dated 14th June 1883, communicated under Government Resolution No. 400, dated 11th August 1883.				VI.—REFUNDS OF REVENUE
				<i>Deduct</i> —Receipts on Rev. Account..	23	..	23
				Total ..	1,76,541	43,619	2,20,160
				Share of Collection Charges in the Civil Department.	11,342	2,143	13,485
				Total Direct Charges ..	1,87,883	45,762	2,33,645
To end of 1925-26..	Rs. 7,381			Indirect Charges debitable to Revenue Account as per Account No. 5 ..	5,865	350	6,215
Loss for 1926-27..	1,764			Total Charges ..	1,93,748	46,112	2,39,860
Total ..	9,145			Balance Net Revenue ..	—95	—9,369	—9,464
GRAND TOTAL ..	1,93,653	36,743	2,30,396	GRAND TOTAL ..	1,93,653	36,743	2,30,396

N. B.—Construction Estimate closed during 1921-22, vide G. R. No. 1606, dated 19th July 1923.

KALRI CANAL.

CANAL PROJECT.

No. 4.—Interest Account for, and to end of, 1926-27.

	Amount. Rs.		Amount. Rs.
Total interest charges to end of 1925-26	11,855	Net Revenue realized to end of 1925-26 as per No. 3	—95
Interest charges for the year 1926-27	4,056	Net Revenue realized during 1926-27 as per No. 3	—9,369
On Rs. 64,524 outlay to end of the year 1916-17 at the average rate 3.3252 per cent.	2,146	Total Net Revenue realized to end of the year as per No. 3	—9,464
On subsequent outlay Rs. 33,872 at the flat rate 5.64 per cent.	1,910	Balance net interest charges	25,375
Total	15,911	Total	15,911

No. 5.—Account of Indirect Charges for, and to end of, 1926-27.

Particulars.	Previous.	1926-27.	Total.	Particulars.	Previous.	1926-27.	Total.
	Rs.	Rs.	Rs.		Rs.	Rs.	Rs.
CAPITAL ACCOUNT.				REVENUE ACCOUNT.			
1. Capitalized abatement of Land Revenue	1. Capitalized abatement of Land Revenue	345	..	345
2. Leave and Pension Allowances	2,908	..	2,908	2. Leave and Pension Allowances	4,061	..	4,061
3. Audit and Accounts Establishment	150	..	150	3. Audit and Accounts Establishment	1,459	350	1,809
Total	3,058	..	3,058	Total	5,865	350	6,215

ADMINISTRATIVE ACCOUNTS FOR THE YEAR 1926-27.

61

KALRI CANAL.

CANAL PROJECT.

No. 6.—Statement comparing Capital Cost to end of, 1926-27 with sanctioned estimates.

Particulars.	Charges against closed sanctions.			Current sanctions.			Total charges to date against old and current sanctions.
	Expenditure against construction estimate.	Expenditure against open capital sanctions.	Total.	Charges to date.	Amount of sanctioned estimate.	Unspent balance of estimate.	
1	2	3	4	5	6	7	8
	Rs.	Rs.	Rs.	Rs.	Rs.	Rs.	Rs.
DIRECT CHARGES.							
Works ..	60,623	15,042	75,665	75,665
Establishment ..	9,602	12,182	21,784	21,784
Tools and Plant ..	95	941	1,036	1,036
Pensionary charges	29	29	29
Total ..	70,320	28,194	98,514	98,514
Less—Receipts on Capital Account
Net Total ..	70,320	28,194	98,514	98,514
INDIRECT CHARGES.							
Capitalized abatement of Land Revenue
Leave and Pension Allowances ..	1,344	1,564	2,908	2,908
Audit and Accounts Establishment	150	150	150
Total ..	1,344	1,714	3,058	3,058
GRAND TOTAL ..	71,664	29,908	1,01,572	1,01,572

PINYARI CANAL.

CANAL PROJECT.

No. 2.—Detail Account of Capital Expenditure for, and to end of, 1926-27.

Hheads of Account.	Direct Charges.			Cost of Construction as now estimated. (Construction estimate closed during 1921-22).	Expenditure against closed estimates.
	Previous.	1926-27.	Total.		
1	2	3	4	5	6
I.—WORKS.					
(2) MAIN CANALS AND BRANCHES.	Rs.	Rs.	Rs.	Rs.	Rs.
A. Preliminary Expenses	5,699	24,759	30,458	37,606	..
D. Regulators	2,054	..	2,054	2,054	2,054
G. Bridges	2,120	..	2,120	2,120	2,120
K. Buildings	33,487	..	33,487	33,487	33,487
L. Earth-work	4,15,404	2,004	4,17,408	4,27,347	..
Total, Main Canals and Branches ..	4,58,764	26,763	4,85,527	5,02,614	37,661
Unclassified outlay	4,78,414	..	4,78,414	4,78,414	4,78,414
Total I.—Works ..	9,37,178	26,763	9,63,941	9,81,028	5,16,075
II.—ESTABLISHMENT.					
1 and 2. Direction and Accounts ..	2,06,573	14,048	2,20,621	2,25,578	1,17,784
3. Executive. 4. Medical ..					
5. Special Survey ..					
Total II.—Establishment ..	2,06,573	14,048	2,20,621	2,25,578	1,17,784
III.—TOOLS AND PLANT ..	8,882	2,085	10,967	16,641	2,127
Pensionary charges	1,967	1,967
Grand Total ..	11,52,633	44,863	11,97,496	12,23,247	6,35,986
V.—Less—Receipts on Capital Account
Net Outlay ..	11,52,633	44,863	11,97,496	12,23,247	6,35,986
Apportionment.					
Chargeable to—					
15—Other Revenue expenditure, etc.	5,90,135	..	5,90,135	12,23,247	6,35,986
55—Construction of Irrigation Works—Provincial ..	5,62,498	44,863	6,07,361		
Total ..	11,52,633	44,863	11,97,496	12,23,247	6

PINYARI CANAL.

CANAL PROJECT.

No. 3.—Revenue Account for, and to end of, 1926-27.

Receipts.	TOTAL.			Charges.	TOTAL.		
	Previous.	1926-27.	Total.		Previous.	1926-27.	Total.
I.—DIRECT RECEIPTS.	Rs.	Rs.	Rs.	I.—EXTENSIONS AND IMPROVEMENTS.	Rs.	Rs.	Rs.
1. Water rates from Irrigation ..	1,224	1,113	2,337				
5. Plantations ..	1,659	245	1,904	2. Main Canals and Branches ..	1,00,373	18,048	1,18,421
6. Other canal produce ..	1,313	883	2,196				
8. Navigation ..	45	..	45				
9. Rents of buildings ..	54	8	62				
10. Fines ..	1,495	438	1,933				
11. Miscellaneous receipts ..	14,628	1,408	16,036	Total ..	1,00,373	18,048	1,18,421
12. Deduct—Refunds ..	105	49	154				
Total ..	20,313	4,046	24,359	II.—MAINTENANCE AND REPAIRS.			
				2. Main Canals and Branches ..	4,56,222	1,24,779	5,81,001
II.—INDIRECT RECEIPTS.							
Irrigation share of Land Revenue collected in the Civil Department.	9,50,784	2,52,387	12,03,171	Total ..	4,56,222	1,24,779	5,81,001
4 per cent. on 9/10ths of the proceeds from sales of occupancy rights per Govt. of India, Nos. 53 and 58-A.-I., dated respectively 20th June and 1st August 1889, communicated in Government Resolution No. 1209, dated 10th July, and No. 1915, dated 7th November 1889 ..	21,391	5,740	27,131	III.—COMPENSATION
				IV.—ESTABLISHMENT.			
Total ..	9,72,175	2,58,127	12,30,302	1 and 2. Direction and Accounts ..	1,10,844	30,041	1,40,885
				3. Executive ..			
Total Receipts ..	9,92,488	2,62,173	12,54,661	V.—TOOLS AND PLANT ..	6,288	902	7,190
Carried over ..	9,92,488	2,62,173	12,54,661	Pensionary charges.	..	4,206	4,206
				Carried over ..	6,73,727	1,77,976	8,51,703

PINYARI CANAL.

CANAL PROJECT.

No. 3.—Revenue Account for, and to end of, 1926-27.

Receipts.	TOTAL.			Charges.	TOTAL.		
	Previous.	1926-27.	TOTAL		Previous.	1926-27.	Total.
	Rs.	Rs.	Rs.		Rs.	Rs.	Rs.
Brought forward ..	9,92,488	2,62,173	12,54,661	Brought forward..	6,73,727	1,77,976	8,51,703
<i>Note.</i> —Loss to the canal on account of difference between assessment of water-rates on jaghir lands and assessment at the ordinary rates in force for Government lands noted here per Government of India Letter No. 233-I, dated 14th June 1883, communicated under Government Resolution No. 400, dated 11th August 1883. Rs. To end of 1925-26 .. 31,103 Loss for 1926-27 .. 7,549 Total .. 38,652				Profit and Loss—
				VI—REFUNDS OF REVENUE.
				Suspense Account.
				Deduct—Receipts on Revenue Accounts.	327	265	592
				Total ..	6,73,400	1,77,711	8,51,111
				Share of Collection Charges in the Civil Department.	57,210	15,236	72,446
				Total Direct Charges ..	7,30,610	1,92,947	9,23,557
				Indirect Charges debitable to Revenue Account as per Account No. 5 ..	22,976	1,428	24,404
				Total Charges ..	7,53,586	1,94,375	9,47,961
				Balance Revenue Net ..	2,38,902	67,798	3,06,700
GRAND TOTAL ..	9,92,488	2,62,173	12,54,661	GRAND TOTAL ..	9,92,488	2,62,173	12,54,661

N.B.—Construction Estimate closed during 1921-22, vide G. R. No. 1606, dated 19th July 1923.

PINYARI CANAL.

CANAL PROJECT.

No. 4.—Interest Account for, and to end of, 1926-27.

	Amount. Rs.		Amount. Rs.
Total interest charges to end of 1925-1926	1,49,661	Net Revenue realized to end of 1925-1926 as per No. 3	2,38,902
Interest charges for the year 1926-1927	54,728	Net Revenue realized during 1926-1927 as per No. 3	67,798
On Rs. 4,98,777 outlay to end of the year 1916-17 at the average rate 3.3252 per cent. ..	Rs. 16,585	Total Net Revenue realized to end of the year as per No. 3	3,06,700
On subsequent outlay Rs. 6,76,287 at the flat rate 5.64 per cent. ..	38,143	Balance net interest charges	-1,02,311
Total ..	2,04,389	Total ..	2,04,389

No. 5.—Account of Indirect Charges for, and to end of, 1926-27.

Particulars.	Previous.	1926-27.	Total.	Particulars.	Previous.	1926-27.	Total.
CAPITAL ACCOUNT.	Rs.	Rs.	Rs.	REVENUE ACCOUNT.	Rs.	Rs.	Rs.
1. Capitalized abatement of Land Revenue ..	722	48	770	1. Capitalized abatement of Land Revenue ..	1,892	..	1,892
2. Leave and Pension Allowances ..	28,922	..	28,922	2. Leave and Pension Allowances ..	15,518	..	15,518
3. Audit and Accounts Establishment ..	4,588	268	4,856	3. Audit and Accounts Establishment ..	5,566	1,428	6,994
Total ..	34,232	316	34,548	Total ..	22,976	1,428	24,404

PINYARI CANAL.

CANAL PROJECT.

No. 6.—Statement comparing Capital Cost to end of 1926-27 with sanctioned estimates.

Particulars.	Charges against closed sanctions.			Current sanctions.			Total charges to date against old and current sanctions.
	Expenditure against construction estimate.	Expenditure against open capital sanctions.	Total.	Charges to date.	Amount of sanctioned estimate.	Unspent balance of estimate.	
1	2	3	4	5	6	7	8
DIRECT CHARGES.	Rs.	Rs.	Rs.	Rs.	Rs.	Rs.	Rs.
Works ..	4,78,414	37,661	5,16,075	4,47,866	4,64,953	17,087	9,63,941
Establishment ..	1,09,898	7,886	1,17,784	1,02,837	1,07,794	4,957	2,20,621
Tools and Plant ..	1,823	304	2,127	8,840	14,514	5,674	10,967
Pensionary charges	1,967	..	—1,967	1,967
Total ..	5,90,135	4,5851	6,35,986	5,61,510	5,87,261	25,751	11,97,496
Less—Receipts on Capital Account
Net Total ..	5,90,135	45,851	6,35,986	5,61,510	5,87,261	25,751	11,97,496
INDIRECT CHARGES.							
Capitalized abatement of Land Revenue	770	5,456	4,686	770
Leave and Pension Allowances ..	15,387	1,105	16,492	12,430	15,090	2,660	28,922
Audit and Accounts	376	376	4,480	4,649	169	4,856
Total ..	15,387	1,481	16,868	17,680	25,195	7,515	34,548
GRAND TOTAL ..	6,05,522	47,332	6,52,854	5,79,190	6,12,456	33,266	12,32,044

	Rs.
G. R. (P.W.D.), No. 3115, dated 8th October 1923 ..	5,48,226
G. R. (P.W.D.), No. 315, dated 18th January 1927 ..	64,230
Total ..	6,12,456

ADMINISTRATIVE ACCOUNTS FOR THE YEAR 1926-27.

67

INDUS CANAL RIGHT BANK.—PROJECT.

CANAL PROJECT.

No. 3.—Revenue Account for, and to end of, 1926-27.

Receipts.	TOTAL.			Charges.	TOTAL.		
	Previous.	1926-27.	Total.		Previous.	1926-27.	Total.
I.—DIRECT RECEIPTS.	Rs.	Rs.	Rs.		Rs.	Rs.	Rs.
1. Water-rates from Irrigation ..	2,108	1,768	3,876	I.—EXTENSIONS AND IMPROVEMENTS.			
6. Other canal produce ..	132	97	229	2. Main Canals and Branches ..	15,868	2,989	18,857
9. Rents of buildings ..	34	41	75	Total ..	15,868	2,989	18,857
10. Fines ..	90	37	127				
11. Miscellaneous receipts ..	1,247	41	1,288	II.—MAINTENANCE AND REPAIRS.			
12. Deduct—Refunds ..	1	..	1				
Total ..	3,610	1,984	5,594	2. Main Canals and Branches ..	75,332	19,889	95,221
				3. Distributaries.			
				Total ..	75,332	19,889	95,221
II.—INDIRECT RECEIPTS.							
Irrigation share of Land Revenue collected in the Civil Department.	2,43,851	43,516	2,87,367	III.—COMPENSATION
4 per cent. on 9/10ths of the proceeds from sales of occupancy rights per Govt. of India Nos. 53 and 58-A. I., dated respectively 20th June and 1st August 1889, communicated in Government Resolution No. 1209, dated 10th July, and No. 1913, dated 7th November 1889 ..	8,818	2,326	11,144	IV.—ESTABLISHMENT.			
				1. and 2. Direction and Accounts.	18,388	4,812	23,200
				3. Executive ..			
Total ..	2,52,669	45,842	2,98,511	V.—TOOLS AND PLANT ..	927	144	1,071
Total Receipts ..	2,56,279	47,826	3,04,105	Pensionary charges	674	674
Carried over ..	2,56,279	47,826	3,04,105	Carried over ..	1,10,515	28,508	1,39,023

INDUS CANAL RIGHT BANK—PROJECT.

CANAL PROJECT.

No. 3.—Revenue Account for, and to end of, 1926-27.

Receipts.	TOTAL.			Charges.	TOTAL.		
	Previous.	1926-27.	Total.		Previous.	1926-27.	Total.
	Rs.	Rs.	Rs.		Rs.	Rs.	Rs.
Brought forward..	2,56,279	47,826	3,04,105	Brought forward..	1,10,515	28,508	1,39,023
<i>Note.</i> —Loss to the canal on account of difference between assessment of water-rates on jaghir lands and assessment at the ordinary rates in force for Government lands noted here per Government of India Letter No. 233-I., dated 14th June 1883, communicated under Government Resolution No. 400, dated 11th August 1883.				VI.—REFUNDS OF REVENUE.			
				Suspense Account.
				Total ..	1,10,515	28,508	1,39,023
				Share of Collection Charges in the Civil Department.	14,763	2,719	17,482
				Total Direct Charges ..	1,25,278	31,227	1,56,505
				Indirect charges debitable to Revenue Account as per Account No. 5 ..	3,465	230	3,695
				Total Charges ..	1,28,743	31,457	1,60,200
				Balance Net Revenue ..	1,27,536	16,369	1,43,905
				GRAND TOTAL ..	2,56,279	47,826	3,04,105
Rs.							
To end of 1925-26 ..	7,019						
Loss for 1926-27 ..	2,195						
Total ..	9,214						
GRAND TOTAL ..	2,56,279	47,826	3,04,105	GRAND TOTAL ..	2,56,279	47,826	3,04,105

N.B.—Last Capital Account detailed in the Administrative Accounts for 1923-24.
Construction estimate closed during 1921-22,—vide G. R. P. W. D., No. 1606, dated 19th July 1923.

INDUS CANAL RIGHT BANK—PROJECT.

CANAL PROJECT.

No. 4.—Interest Account for, and to end of, 1926-27.

	Amount. Rs.		Amount. Rs.
Total interest charges to end of 1925-26	15,760	Net Revenue realized to end of 1925-26 as per No. 3 ..	1,27,536
Interest charges for the year 1926-27	3,923	Net Revenue realized during 1926-27 as per No. 3	16,369
Rs.		Total Net Revenue realized to end of the year as per No. 3.	1,43,905
On Rs. 42,312 outlay to end of the year 1916-17 at the average rate 3·3252 per cent. ..	1,407	Balance net interest charges ..	-1,24,222
On subsequent outlay Rs. 44,615 at the flat rate 5·64 per cent. ..	2,516		
Total ..	19,683	Total ..	19,683

No. 5.—Account of Indirect Charges for, and to end of, 1926-27.

Particulars.	Previous.	1926-27.	Total.	Particulars.	Previous.	1926-27.	Total.
CAPITAL ACCOUNT.	Rs.	Rs.	Rs.	REVENUE ACCOUNT.	Rs.	Rs.	Rs.
		Nil		1. Capitalized abatement of Land Revenue ..	35	1	36
				2. Leave and Pension Allowances ..	2,519	..	2,519
				3. Audit and Accounts Establishment ..	911	229	1,140
				Total ..	3,465	230	3,695

INDUS CANALS LEFT BANK.

CANAL PROJECT.

No. 2.—Capital Account for, and to end of, 1926-27.

Hheads of Account.	Direct Charges.			Cost of Construction as now estimated (Construction estimate closed during 1921-22).	Expenditure against closed estimates.
	Previous.	1926-27.	Total.		
1	2	3	4	5	6
I.—WORKS.	Rs.	Rs.	Rs.	Rs.	Rs.
(2) MAIN CANALS AND BRANCHES.					
A. Preliminary Expenses	927	927	2,217	..
Total, Main Canals and Branches	927	927	2,217	..
Unclassifiable outlay ..	2,09,896	..	2,09,896	2,09,896	2,09,896
Total, I—Works ..	2,09,896	927	2,10,823	2,12,113	2,09,896
II.—ESTABLISHMENT.					
1 and 2. Direction and Accounts					
3. Executive }	42,557	676	43,233	44,085	42,557
4. Medical }					
Total, Establishment ..	42,557	676	43,233	44,085	42,557
III.—TOOLS AND PLANT ..	725	97	822	1,306	525
Pensionary charges	95	95
GRAND TOTAL ..	2,53,178	1,795	2,54,973	2,57,504	2,52,978
V.—Less—Receipts on Capital Account
Net Outlay ..	2,53,178	1,795	2,54,973	2,57,504	2,52,978
Apportionment.					
Chargeable to 15, Other Revenue ..	2,52,978	..	2,52,978	2,57,504	2,52,978
Chargeable to 55—Construction of Irrigation Works ..	200	1,795	1,995		
Total ..	2,53,178	1,795	2,54,973	2,57,504	2,52,978

INDUS CANALS LEFT BANK.

CANAL PROJECT.

No. 3.—Revenue Account for, and to end of, 1926-27.

Receipts.	TOTAL			Charges.	TOTAL.		
	Previous.	1926-27.	Total.		Previous.	1926-27.	Total.
	Rs.	Rs.	Rs.		Rs.	Rs.	Rs.
I.—DIRECT RECEIPTS.				I.—EXTENSION AND IMPROVEMENTS.			
1. Water-rates from Irrigation ..	4,245	863	5,108	1. Head Works ..			
5. Plantations ..	30	..	30	2. Main Canals and Branches ..	29,623	467	30,090
6. Other canal produce ..	114	204	318	3. Distributaries.			
9. Rents of buildings ..	90	85	175	4. Drainage and Protective Works.			
10. Fines ..	4,313	741	5,054				
11. Miscellaneous receipts ..	2,212	174	2,386	* Total ..	29,623	467	30,090
12. Deduct—Refunds	1,316	..	1,316				
Total ..	9,688	2,067	11,755	II.—MAINTENANCE AND REPAIRS.			
				1. Head Works ..			
II.—INDIRECT RECEIPTS.				2. Main Canals and Branches ..			
Irrigation share of Land Revenue collected in the Civil Department.	3,95,969	1,07,724	5,03,693	3. Distributaries..	1,67,413	48,037	2,15,450
4 per cent. on 9/10ths of the proceeds from sales of occupancy rights per Govt. of India Nos. 53 and 58-A.L., dated respectively 20th June and 1st August 1889, communicated in Government Resolution No. 1209, dated 10th July, and No. 1913, dated 7th November 1889 ..	9,996	2,631	12,627	4. Drainage and Protective Works.			
Total ..	4,05,965	1,10,355	5,16,320	Total ..	1,67,413	48,037	2,15,450
				III.—COMPENSATION
				IV.—ESTABLISHMENT.			
				1 and 2. Direction and Accounts	39,364	10,202	49,566
				3. Executive ..			
				V.—TOOLS AND PLANT ..	2,126	306	2,432
Total Receipts ..	4,15,653	1,12,422	5,28,075	Pensionary charges	1,428	1,428
Carried over ..	4,15,653	1,12,422	5,28,075	Carried over ..	2,38,526	60,440	2,98,966

INDUS CANALS LEFT BANK.

CANAL PROJECT.

No. 3.—Revenue Account for, and to end of, 1926-27.

Receipts.	TOTAL.			/	TOTAL.		
	Previous	1926-27.	Total.		Previous.	1926-27.	Total.
	Rs.	Rs.	Rs.		Rs.	Rs.	Rs.
Brought forward..	4,15,653	1,12,422	5,28,075	Brought forward..	2,38,526	60,440	2,98,966
<i>Note.</i> —Loss to the canal on account of difference between assessment of water-rates on jaghir lands and assessment at the ordinary rates in force for Government lands noted here per Government of India Letter No. 233-L, dated 14th June 1883, communicated under Government Resolution No. 400, dated 11th August 1883.				Profit and Loss—
				VI.—REFUNDS OF REVENUE.			
				Suspense Account.
				Deduct—receipts on Revenue Account.	39	..	39
				Total ..	2,38,487	60,440	2,98,927
				Share of collection charges in the Civil Department.	24,272	6,564	30,836
				Total Direct Charges ..	2,62,759	67,004	3,29,763
				Indirect charges debitable to Revenue Account as per Account No. 5 ..	7,482	485	7,967
				Total Charges ..	2,70,241	67,489	3,37,730
				Balance Net Revenue ..	1,45,412	44,933	1,90,345
To end of 1925-26. Rs. 2,980 Loss for 1926-27. 117 Total .. 3,097				GRAND TOTAL ..	4,15,653	1,12,422	5,28,075
GRAND TOTAL ..	4,15,653	1,12,422	5,28,075	GRAND TOTAL ..	4,15,653	1,12,422	5,28,075

N.B.—Construction estimate closed during 1921-1922—*vide* G. R. No. 1606, dated 20th July 1923.

INDUS CANALS LEFT BANK.

No. 4.—Interest Account for, and to end of, 1926-27.

	Amount. Rs.		Amount. Rs.
Total interest charges to end of 1925-26	37,809	Net Revenue realized to end of 1925-26 as per No. 3 ..	1,45,412
Interest charges for the year 1926-27	9,497	Net Revenue realized during 1926-27 as per No. 3 ..	44,933
Rs.			
On Rs. 2,08,774 outlay to end of the year 1916-17 at the average rate 3.3252 per cent. ..	6,942	Total Net Revenue realized to end of the year as per No. 3	1,90,345
On subsequent outlay Rs. 45,302 at the flat rate 5.64 per cent. ..	2,555		
		Balance net interest charges ..	-1,43,039
Total ..	47,306	Total ..	47,306

No. 5.—Account of Indirect Charges for, and to end of, 1926-27.

Particulars.	Previous.	1926-27.	Total.	Particulars.	Previous.	1926-27.	Total.
	Rs.	Rs.	Rs.		Rs.	Rs.	Rs.
CAPITAL ACCOUNT.				REVENUE ACCOUNT.			
1. Capitalized abatement of Land Revenue	1. Capitalized abatement of Land Revenue
2. Leave and Pension Allowances ..	5,960	..	5,960	2. Leave and Pension Allowances ..	5,511	..	5,511
3. Audit and Accounts Establishment	9	9	3. Audit and Accounts Establishment	1,971	485	2,456
Total ..	5,960	9	5,969	Total ..	7,482	485	7,967

INDUS CANALS LEFT BANK.

CANAL PROJECT.

No. 6.—Statement comparing Capital Cost to end of, 1926-27 with sanctioned Estimates.

Particulars.	Charges against closed sanctions.			Current sanctions.			Total charges to date against old and current sanctions.
	Expenditure against construction estimate.	Expenditure against open capital sanctions.	Total.	Charges to date.	Amount of sanctioned estimate.	Unspent balance of estimate.	
1	2	3	4	5	6	7	8
DIRECT CHARGES.	Rs.	Rs.	Rs.	Rs.	Rs.	Rs.	Rs.
Works ..	2,09,896	..	2,09,896	927	2,217	1,290	2,10,823
Establishment ..	42,557	..	42,557	676	1,528	852	43,233
Tools and Plant ..	525	..	525	297	781	484	822
Pensionary charges	95	..	— 95	95
Total ..	2,52,978	..	2,52,978	1,995	4,526	2,531	2,54,973
Less—Receipts on Capital Account
Net Total ..	2,52,978	..	2,52,978	1,995	4,526	2,531	2,54,973
INDIRECT CHARGES.							
Capitalized abatement of Land Revenue
Leave and Pension Allowances ..	5,960	..	5,960	..	214	214	5,960
Audit and Accounts	9	22	13	9
Total ..	5,960	..	5,960	9	236	227	5,969
GRAND TOTAL ..	2,58,938	..	2,58,938	2,004	4,762	2,758	2,60,942

G. R. No. 3115, dated 18th January 1927, Rs. 4,762.

SIND CANALS AND BRANCHES.

CANAL PROJECT.

No. 2.—Detailed Account of Capital Expenditure for, and to end of, 1926-27.

Heads of Account.	Direct Charges.			Cost of Construction as now estimated (Construction estimate closed during 1921-22).	Expenditure against closed estimates.
	Previous.	1926-27.	Total.		
1	2	3	4	5	6
I.—WORKS.					
(2) MAIN CANALS AND BRANCHES.	Rs.	Rs.	Rs.	Rs.	Rs.
D. Regulators	3,806	..	3,806	3,806	3,806
K. Buildings	1,068	..	1,068	1,068	1,068
Total Main Canals and Branches ..	4,874	..	4,874	4,874	4,874
Unclassified outlay	7,44,183	..	7,44,183	7,44,183	7,44,183
Total I—Works	7,49,057	..	7,49,057	7,49,057	7,49,057
II.—ESTABLISHMENT.					
1 and 2. Direction and Accounts ..	74,023	..	74,023	74,023	74,023
3. Executive					
4. Medical					
Total Establishment	74,023	..	74,023	74,023	74,023
III.—TOOLS AND PLANT	1,061	..	1,061	1,061	1,061
IV.—Suspense Accounts
Grand Total	8,24,141	..	8,24,141	8,24,141	8,24,141
V.—Less—Receipts on Capital Account
Net Outlay	8,24,141	..	8,24,141	8,24,141	8,24,141
Apportionment.					
Chargeable to 15, Other Revenue Expenditure, etc.	8,18,182	..	8,18,182	8,18,182	8,18,182
Chargeable to 55, Construction of Irrigation Works	5,959	..	5,959	5,959	5,959
Total	8,24,141	..	8,24,141	8,24,141	8,24,141

SIND CANALS AND BRANCHES.

CANAL PROJECT.

No. 3.—Revenue Account for, and to end of, 1926-27.

Receipts.	TOTAL.			Charges.	TOTAL.		
	Previous.	1926-27.	Total.		Previous.	1926-27.	Total.
	Rs.	Rs.	Rs.		Rs.	Rs.	Rs.
I.—DIRECT RECEIPTS.				I.—EXTENSIONS AND IMPROVEMENTS.			
1. Water-rates from Irrigation...	11,864	3,550	15,414	1. Head Works...	8,577	2,152	10,729
5. Plantations ..	34	..	34	2. Main Canals and Branches ..			
6. Other canal produce ..	2,905	295	3,200	3. Distributaries.			
9. Rents of buildings ..	30	22	52	4. Drainage and Protective Works.			
				Total ..	8,577	2,152	10,729
10. Fines ..	2,155	1,008	3,163				
11. Miscellaneous receipts ..	4,759	620	5,379	II.—MAINTENANCE AND REPAIRS.			
Total ..	21,747	5,495	27,242	1. Head Works...	2,50,01	64,832	3,14,842
				2. Main Canals and Branches ..			
II.—INDIRECT RECEIPTS.				3. Distributaries.			
Irrigation share of Land Revenue collected in the Civil Department.	10,45,748	2,44,554	12,90,302	4. Drainage and Protective Works.			
4 per cent. on 9/10ths of the proceeds from sales of occupancy rights per Govt. of India Nos. 53 and 53-A. I., dated respectively 20th June and 1st August 1889, communicated in Government Resolutions No. 1209, dated 10th July, and No. 1913, dated 7th November 1889 ..	35,931	9,173	45,104	Total ..	2,50,010	64,832	3,14,842
				III.—COMPENSATION.
				IV.—ESTABLISHMENT.			
				1 and 2. Direction and Accounts.	51,200	14,089	65,289
				3. Executive ..			
				V.—TOOLS AND PLANT	2,953	423	3,376
Total ..	10,81,679	2,53,727	13,35,406	Pensionary charges	1,972	1,972
Total Receipts ..	11,03,426	2,59,222	13,62,648	Carried over ..	3,12,740	83,468	3,96,208
Carried over ..	11,03,426	2,59,222	13,62,643				

ADMINISTRATIVE ACCOUNTS FOR THE YEAR 1926-27.

77

SIND CANALS AND BRANCHES.

No. 3.—Revenue Account for, and to end of, 1926-27.

Receipts.	TOTAL.			Charges.	TOTAL.		
	Previous.	1926-27.	Total.		Previous.	1926-27.	Total.
	Rs.	Rs.	Rs.		Rs.	Rs.	Rs.
Brought forward ..	11,03,426	2,59,222	13,62,648	Brought forward..	3,12,740	83,468	3,96,208.
<i>Note.</i> —Loss to the canal on account of difference between assessment of water-rates on jaghir lands and assessment at the ordinary rates in force for Government lands noted here per Government of India Letter No. 233-L, dated 14th June 1883, communicated under Government Resolution No. 400, dated 11th August 1883.				VI.—REFUNDS OF REVENUE.
				Suspense Account.
				Deduct—receipts on revenue account	10	10
				Total ..	3,12,740	83,458	3,96,198
				Share of Collection Charges in the Civil Department.	63,579	14,949	78,528
				Total Direct Charges ..	3,76,319	98,407	4,74,726
Rs.				Indirect Charges debitable to Revenue Account as per Account No. 5 ..	9,753	670	10,423:
To end of 1925-26. 28,148				Total Charges ..	3,86,072	99,077	4,85,149:
Loss for 1926-27. 5,168				Balance Net Revenue ..	7,17,354	1,60,145	8,77,499
Total .. 33,316							
GRAND TOTAL ..	11,03,426	2,59,222	13,62,648	GRAND TOTAL ..	11,03,426	2,59,222	13,62,648

Construction Estimate closed during 1921-22.
Completion Report approved in G. R. No 1606, dated 20th July 1923.

SIND CANALS AND BRANCHES.

CANAL PROJECT.

No. 4.—Interest Account for, and to end of, 1926-27.

	Amount. Rs.		Amount. Rs.
Total interest charges to end of 1925-1926	1,19,106	Net Revenue realized to end of 1925-1926 as per No. 3	7,17,354
Interest charges for the year 1926-1927	29,881	Net Revenue realized during 1926-1927 as per No. 3	1,60,145
On Rs. 7,17,153 outlay to end of the year 1916-17 at the average rate 3·3,252 per cent.	23,847	Total Net Revenue realized to end of the year as per No. 3	8,77,499
On subsequent outlay Rs. 1,06,988 at the flat rate 5·64 per cent.	6,034	Balance net interest charges	-7,28,512
Total	1,48,987	Total	1,48,987

No. 5.—Account of Indirect Charges for, and to end of, 1926-27.

Particulars.	Previous.	1926-27.	Total.	Particulars.	Previous.	1926-27.	Total.
CAPITAL ACCOUNT.	Rs.	Rs.	Rs.	REVENUE ACCOUNT.	Rs.	Rs.	Rs.
1. Capitalized abatement of Land Revenue	1. Capitalized abatement of Land Revenue
2. Leave and Pension Allowances	10,366	..	10,366	2. Leave and Pension Allowances	7,168	..	7,168
3. Audit and Accounts Establishment	49	..	49	3. Audit and Accounts Establishment	2,585	670	3,255
Total	10,415	Nil	10,415	Total	9,753	670	10,423

SIND CANALS AND BRANCHES.

CANAL PROJECT.

No. 6.—Statement comparing Capital Cost to end of 1926-27 with sanctioned Estimates.

Particulars.	Charges against closed sanctions.			Current sanctions.			Total charges to date against old and current sanctions
	Expenditure against construction Estimate.	Expenditure against open Capital sanctions.	Total.	Charges to date.	Amount of sanctioned Estimate.	Unspent balance of Estimate.	
1	2	3	4	5	6	7	8
	Rs.	Rs.	Rs.	Rs.	Rs.	Rs.	Rs.
DIRECT CHARGES.							
Works ..	7,44,183	4,874	7,49,057	7,49,057
Establishment ..	72,955	1,068	74,023	74,023
Tools and Plant ..	1,044	17	1,061	1,061
Total ..	8,18,182	5,959	8,24,141	8,24,141
Less—Receipts on Capital Account
Net Total ..	8,18,182	5,959	8,24,141	8,24,141
INDIRECT CHARGES.							
Capitalized abatement of Land Revenue
Leave and Pension Allowances ..	10,217	149	10,366	10,366
Audit and Accounts Establishment	49	49	49
Total ..	10,217	198	10,415	10,415
GRAND TOTAL ..	8,28,399	6,157	8,34,556	8,34,556

RAJIB, CHITI AND GARANG CANALS.

CANAL PROJECT.

No. 2.—Detailed Account of Capital Expenditure for, and to end of, 1926-27.

Heads of Account.	Direct Charges.			Cost of Construction as now estimated (Construction estimate closed during 1921-22).	Expenditure against closed estimates.
	Previous.	1926-27.	Total.		
1	2	3	4	5	6
I.—WORKS.	Rs.	Rs.	Rs.	Rs.	Rs.
(2) MAIN CANALS AND BRANCHES.					
K. Buildings	4,775	..	4,775	4,775	4,775
L. Earth-work	13,780	173	13,953	14,707	..
Total, Main Canals and Branches ..	18,555	173	8,728	19,482	4,775
Unclassified outlay ..	2,33,447	..	2,33,447	2,33,447	2,33,447
Total I.—Works ..	2,52,002	173	2,52,175	2,52,929	2,38,222
II.—ESTABLISHMENT.					
1 and 2. Direction and Accounts ..	29,962	37	29,999	30,269	27,107
3. Executive					
4. Medical					
5. Special Survey					
Total Establishment ..	29,962	37	29,999	30,269	27,107
III.—TOOLS AND PLANT ..	26	1	27	150	-71
IV.—Suspense Account
Pensionary charges	5	5
Grand Total ..	2,81,990	216	2,82,206	2,83,348	2,65,258
V.—Less—Receipts on Capital Account.
Net Outlay ..	2,81,990	216	2,82,206	2,83,348	2,65,258

RAJIB, CHITI AND GARANG CANALS.

CANAL PROJECT.

No. 2.—Detailed Account of Capital Expenditure for, and to end of, 1926-27.

Heads of Account.	Direct Charges.			Cost of Construction as now estimated (Construction estimate, closed during 1921-22).	Expenditure against closed estimates.
	Previous.	1926-27.	Total.		
1	2	3	4	5	6
	Rs.	Rs.	Rs.	Rs.	Rs.
<i>Apportionment.</i>					
Chargeable to 15—Other Revenue Expenditure, etc.	2,59,516	..	2,59,516	2,83,348	2,65,258
Chargeable to 55—Construction of Irrigation Works.	22,474	216	22,690		
Total ..	2,81,990	216	2,82,206	2,83,348	2,65,258

RAJIB, CHITI AND GARANG CANALS.

CANAL PROJECT.

No. 3.—Revenue Account for, and to end of, 1926-27.

Receipts.	TOTAL.			Charges.	TOTAL.		
	Previous.	1926-27.	Total.		Previous.	1926-27.	Total.
	Rs.	Rs.	Rs.		Rs.	Rs.	Rs.
I.—DIRECT RECEIPTS.				I.—EXTENSIONS AND IMPROVEMENTS.
1. Water-rates from Irrigation ..	3,030	830	3,860				
6. Other canal produce ..	384	208	592	II.—MAINTENANCE AND REPAIRS.			
10. Fines ..	511	63	574				
11. Miscellaneous receipts ..	505	5	510	1. Head Works ..			
12. Deduct—refunds	6	..	6	2. Main Canals and Branches ..	54,456	17,679	72,135
Total ..	4,424	1,106	5,530	3. Distributaries ..			
				4. Drainage and Protective Works ..			
II.—INDIRECT RECEIPTS.							
Irrigation share of Land Revenue collected in the Civil Department.	3,59,283	75,596	4,34,879	Total ..	54,456	17,679	72,135
4 per cent. on 9/10ths of the proceeds from sales of occupancy rights per Govt. of India Nos. 53 & 58-A.L., dated respectively 20th June and 1st August 1839, communicated in Government Resolutions No. 1209, dated 10th July, and No. 1913, dated 7th November 1889 ..	8,062	2,018	10,080	IV.—ESTABLISHMENT.			
				1. and 2. Direction and Accounts ..	10,692	3,719	14,411
				3. Executive ..			
Total ..	3,67,345	77,614	4,44,959	V.—TOOLS AND PLANT ..	666	111	777
Total Receipts ..	3,71,769	78,720	4,50,489	Pensionary charges	521	521
Carried over ..	3,71,769	78,720	4,50,489	Carried over ..	65,814	22,030	87,844

RAJIB, CHITI AND GARANG CANALS.

CANAL PROJECT.

No. 3.—Revenue Account for, and to end of, 1926-27.

Receipts.	TOTAL.			Charges.	TOTAL.		
	Previous.	1926-27.	Total.		Previous.	1926-27.	Total.
	Rs.	Rs.	Rs.		Rs.	Rs.	Rs.
Brought forward ..	3,71,769	78,720	4,50,489	Brought forward..	65,814	22,030	87,844
<i>Note.</i> —Loss to the canal on account of difference between assessment of water-rates on jaghir lands and assessment at the ordinary rates in force for Government lands noted here per Government of India Letter No. 233-I, dated 14th June 1883, communicated under Government Resolution No. 400, dated 11th August 1883.				VI. — REFUNDS OF REVENUE..
				Total ..	65,814	22,030	87,844
				Share of Collection Charges in the Civil Department.	21,746	4,589	26,335
				Total, Direct Charges ..	87,560	26,619	1,14,179
				Indirect charges debitable to Revenue Account as per Account No.5.	2,043	177	2,220
				Total, Charges ..	89,603	26,796	1,16,399
				Balance Net Revenue ..	2,82,166	51,924	3,34,090
				GRAND TOTAL ..	3,71,769	78,720	4,50,489
Rs.							
To end of 1925-26 ..	5,819						
Loss for 1926-27 ..	897						
Total ..	6,716						
GRAND TOTAL ..	3,71,769	78,720	4,50,489				

N.B.—Construction Estimate closed during 1921-22 (G. R. No. 1606, dated 20th July 1923).

RAJIB, CHITI AND GARANG CANALS.

CANAL PROJECT.

No. 4.—Interest Account for, and to end of, 1926-27.

	Amount. Rs.		Amount. Rs.
Total interest charges to end of 1925-26	38,065	Net Revenue realized to end of 1925-26 as per No. 3 ..	2,82,166
Interest charges for the year 1926-27	10,106	Net Revenue realized during 1926-27 as per No. 3	51,924
On Rs. 2,50,772 outlay to end of the year 1916-17 at the average rate 3·3252 per cent..	8,339	Total Net Revenue realized to end of the year as per No. 3	3,34,090
On subsequent outlay Rs. 31,326 at the flat rate 5·64 per cent.	1,767	Balance net interest charges ..	—2,85,919
Total ..	48,171	Total ..	48,171

No. 5.—Account of Indirect Charges for, and to end of, year 1926-27.

Particulars.	Previous.	1926-27.	Total.	Particulars.	Previous.	1926-27.	Total.
	Rs.	Rs.	Rs.		Rs.	Rs.	Rs.
CAPITAL ACCOUNT.				REVENUE ACCOUNT.			
1. Capitalized abatement of Land Revenue	240	240	1. Capitalized abatement of Land Revenue
2. Leave and Pension Allowances ..	4,191	..	4,191	2. Leave and Pension Allowances ..	1,498	..	1,498
3. Audit and Accounts Establishment	185	2	187	3. Audit and Accounts Establishment	545	177	722
Total ..	4,376	242	4,618	Total ..	2,043	177	2,220

RAJIB, CHITI AND GARANG CANALS.

CANAL PROJECT.

No. 6.—Statement comparing Capital Cost to end of 1926-27 with sanctioned Estimates.

Particulars.	Charges against closed sanctions.			Current sanctions.			Total charges to date against old and current sanctions.
	Expenditure against construction estimate.	Expenditure against open Capital sanctions.	Total.	Charges to date.	Amount of sanctioned Estimate.	Unspent balance of Estimate.	
1	2	3	4	5	6	7	8
DIRECT CHARGES	Rs.	Rs.	Rs.	Rs.	Rs.	Rs.	Rs.
Works ..	2,33,447	4,775	2,38,222	13,953	14,707	754	2,52,175
Establishment ..	26,239	868	27,107	2,892	3,162	270	29,999
Tools and Plant ..	—170	99	—71	98	221	123	27
Suspense Accounts
Pensionary charges	5	...	—5	5
Total ..	2,59,516	5,742	2,65,258	16,948	18,090	1,142	2,82,206
Less—Receipts on Capital Account
Net Total ..	2,59,516	5,742	2,65,258	16,948	18,090	1,142	2,82,206
INDIRECT CHARGES.							
Capitalized abatement of Land Revenue	240	636	396	240
Leave and Pension Allowances ..	3,670	122	3,792	399	442	43	4,191
Audit and Accounts	48	48	139	147	8	187
Total ..	3,670	170	3,840	778	1,225	447	4,618
GRAND TOTAL ..	2,63,186	5,912	2,69,098	17,726	19,315	1,589	2,86,824

Revised Estimate sanctioned in G. R. (P. W. D.), No. 3786, dated 30th March 1925.. Rs. 17,066
 Estimate sanctioned in Govt. Memo. No. 8203-I-W., dated 6th January 1926 .. 2,249

19,315

CANALS IN ROHRI.

CANAL PROJECT.

No. 2.—Capital Account for, and to end of, 1926-27.

Hheads of Account. 1	Direct Charges.			Cost of Construction as now estimated (Construction estimate closed during 1921-22).	Expend- iture against closed estimates.
	Previous. 2	1926-27. 3	Total. 4		
I.—WORKS.	Rs.	Rs.	Rs.	Rs.	Rs.
(2) MAIN CANALS AND BRANCHES.					
K. Buildings	14,743	..	14,743	14,743	14,743
L. Earth-work	7,837	..	7,837	7,837	7,837
Total, Main Canals and Branches ..	22,580	..	22,580	22,580	22,580
Unclassified outlay ..	1,47,284	..	1,47,284	1,47,284	1,47,284
Total, I.—Works ..	1,69,864	..	1,69,864	1,69,864	1,69,864
II.—ESTABLISHMENT.					
1 and 2. Direction and Accounts ..	23,459	..	23,459	23,459	23,459
3. Executive					
Total, Establishment ..	23,459	..	23,459	23,459	23,459
III.—TOOLS AND PLANT ..	348	..	348	348	348
IV.—Suspense Accounts
Grand Total ..	1,93,671	..	1,93,671	1,93,671	1,93,671
V.—Less—Receipts on Capital Account
Net Outlay ..	1,93,671	..	1,93,671	1,93,671	1,93,671

ADMINISTRATIVE ACCOUNTS FOR THE YEAR 1926-27.

87

CANALS IN ROHRI.

CANAL PROJECT.

No. 2.—Capital Account for, and to end of, 1926-27.

Heads of Account.	Direct Charges.			Cost of Construction as now estimated (Construction estimate closed during 1921-22).	Expenditure against closed estimates.
	Previous.	1926-27.	Total.		
1	2	3	4	5	6
	Rs.	Rs.	Rs.	Rs.	Rs.
<i>Apportionment.</i>					
Chargeable to 15—Other Revenue Expenditure.	1,66,383	..	1,66,383	1,93,671	1,93,671
Chargeable to 55—Construction of Irrigation Works.	27,288	..	27,288		
Total ..	1,93,671	..	1,93,671	1,93,671	1,93,671

CANALS IN ROHRI.

CANAL PROJECT.

No. 3.—Revenue Account for, and to end of, 1926-27.

Receipts.	TOTAL			Charges.	TOTAL.		
	Previous.	1926-27.	Total		Previous.	1926-27.	Total.
	Rs.	Rs.	Rs.		Rs.	Rs.	Rs.
I.—DIRECT RECEIPTS.				I.—EXTENSIONS AND IMPROVEMENTS.			
1. Water-rates from Irrigation ..	5,974	3,778	9,752	1. Head Works..			
3. Sales of Water.	300	..	300	2. Main Canals and Branches ..			
5. Plantations ..	38	..	38	3. Distributaries.	3,320	725	4,045
6. Other Canal produce ..	3,623	860	4,483	4. Drainage and Protective Works.			
9. Rent of buildings ..	39	453	492	Total ..	3,320	725	4,045
10 Fines ..	2,778	273	3,051				
11. Miscellaneous receipts ..	3,879	628	4,507	II.—MAINTENANCE AND REPAIRS.			
12. Deduct—Refunds.	705	530	1,235	1. Head Works ..			
Total ..	15,926	5,462	21,388	2. Main Canals and Branches ..			
				3. Distributaries.	3,96,898	81,155	4,78,053
II.—INDIRECT RECEIPTS.				4. Drainage and Protective Works.			
Irrigation share of Land Revenue collected in the Civil Department.	5,83,818	1,47,549	7,31,367	Total ..	3,96,898	81,155	4,78,053
4 per cent. on 9/10ths of the proceeds from sales of occupancy rights per Government of India Nos. 53 and 58-A.L., dated respectively 20th June and 1st August 1889, communicated in Government Resolutions No. 1209, dated 10th July, and No. 1913, dated 7th November 1889 ..	18,690	4,704	23,394				
Total ..	6,02,508	1,52,253	7,54,761	IV.—ESTABLISHMENT.			
				1 and 2. Direction and Accounts.	89,563	17,316	97,879
				3. Executive ..			
				V.—TOOLS AND PLANT ..	8,730	558	9,288
Total, Receipts ..	6,18,434	1,57,715	7,76,149	Pensionary charges	2,424	2,424
Carried over ..	6,18,434	1,57,715	7,76,149	Carried over ..	4,89,511	1,02,178	5,91,689

ADMINISTRATIVE ACCOUNTS FOR THE YEAR 1926-27.

89

CANALS IN ROHRI.

CANAL PROJECT.

No. 3.—Revenue Account for, and to end of, 1926-27.

Receipts.	TOTAL.			Charges.	TOTAL.		
	Previous.	1926-27.	Total.		Previous.	1926-27.	Total.
	Rs.	Rs.	Rs.		Rs.	Rs.	Rs.
Brought over..	6,18,434	1,57,715	7,76,149	Brought over ..	4,89,511	1,02,178	5,91,689
<p><i>Note.</i>—Loss to the canal on account of difference between assessment of water-rates on jaghir lands and assessment at the ordinary rates in force for Government lands noted here per Government of India, letter No. 233-L., dated 14th June 1883, communicated under Government Resolution No. 400, dated 11th August 1883.</p>				VI.—REFUNDS OF REVENUE.			
				Deduct—Receipts on Revenue Account.	4,680	..	4,680
				Total ..	4,84,831	1,02,178	5,87,009
				Share of Collection charges in the Civil Department.	35,481	9,112	44,593
				Total, Direct Charges ..	5,20,312	1,11,290	6,31,602
				Indirect charges debitable to Revenue Account as per Account No. 5 ..	15,281	845	16,126
				Total Charges ..	5,35,593	1,12,135	6,47,728
				Balance Net Revenue ..	82,841	45,580	1,28,421
				GRAND TOTAL ..	6,18,434	1,57,715	7,76,149
Rs.							
To end of 1925-26..	1,04,133						
Loss for 1926-27 ..	18,918						
Total ..	1,23,051						
GRAND TOTAL ..	6,18,434	1,57,715	7,76,149				

Construction Estimate closed during 1921-22—vide G.R. No. 1666, dated 19th July 1923.

CANALS IN ROHRI.

CANAL PROJECT.

No. 4.—Interest Account for, and to end of, 1926-27.

	Amount. Rs.		Amount. Rs.
Total interest charges to end of 1925-26	30,747	Net Revenue realized to end of 1925-26 as per No. 3..	82,841
Interest charges for the year 1926-27	8,211	Net Revenue realized during 1926-27 as per No. 3 ..	45,580
On Rs. 1,17,144 outlay to end of the year 1916-17 at the average rate 3·3252 per cent. ..	3,895	Total Net Revenue realized to end of the year as per No. 3	1,28,421
On subsequent outlay Rs. 76,527 at the flat rate 5·64 per cent. ..	4,316	Balance net interest charges ..	—89,463
Total ..	38,958	Total ..	38,958

No. 5.—Account of Indirect Charges for, and to end of, 1926-27.

Particulars.	Previous.	1926-27.	Total.	Particulars.	Previous.	1926-27.	Total.
CAPITAL ACCOUNT.	Rs.	Rs.	Rs.	REVENUE ACCOUNT.	Rs.	Rs.	Rs.
1. Capitalized abatement of Land Revenue	1. Capitalized abatement of Land Revenue	26	26
2. Leave and Pension Allowances ..	3,283	..	3,283	2. Leave and Pension Allowances ..	11,279	..	11,279
3. Audit and Accounts Establishment ..	226	..	226	3. Audit and Accounts Establishment ..	4,002	819	4,821
Total ..	3,509	..	3,509	Total ..	15,281	845	16,126

CANALS IN ROHRI.

CANAL PROJECT.

No. 6.—Statement comparing Capital Cost to end of 1926-27 with sanctioned Estimates.

Particulars.	Charges against closed sanctions.			Current sanctions.			Total charges to date against old and current sanctions
	Expenditure against construction estimate.	Expenditure against open capital sanctions.	Total.	Charges to date.	Amount of sanctioned estimate.	Unspent balance of estimate.	
1	2	3	4	5	6	7	8
	Rs.	Rs.	Rs.	Rs.	Rs.	Rs.	Rs.
DIRECT CHARGES.							
Works ..	1,47,284	22,580	1,69,864	1,69,864
Establishment ..	19,175	4,284	23,459	23,459
Tools and Plant ..	—76	424	348	348
Pensionary charges
Total ..	1,66,383	27,288	1,93,671	1,93,671
Less—Receipts on Capital Account
Net Total ..	1,66,383	27,288	1,93,671	1,93,671
INDIRECT CHARGES.							
Leave and Pension Allowances ..	2,684	599	3,283	3,283
Audit and Accounts	226	226	226
Total ..	2,684	825	3,509	3,509
GRAND TOTAL ..	1,69,067	28,113	1,97,180	1,97,180

WESTERN NARA AND PRITCHAID CANAL.

CANAL PROJECT.

No. 2.—Capital Account for, and to end of, 1926-27.

Heads of Account.	Direct Charges.			Cost of Construction as now estimated (Construction estimate closed during 1921-22)	Expenditure against closed estimates.
	Previous.	1926-27.	Total.		
1	2	3	4	5	6
I. WORKS	Rs.	Rs.	Rs.	Rs.	Rs.
B. Land	750	..
D. Regulators	72,411	72,411	1,75,914	..
Total, Main Canals and Branches	72,411	72,411	1,76,664	..
Unclassified outlay	16,47,206	..	16,47,206	16,47,206	16,47,206
Total, I.—Works ..	16,47,206	72,411	17,19,617	18,23,870	16,47,206
II.—ESTABLISHMENT.					
1 and 2. Direction and Accounts ..	3,71,150	15,230	3,86,380	4,09,133	3,71,150
3. Executive					
4. Medical					
5. Special Survey					
Total Establishment ..	3,71,150	15,230	3,86,380	4,09,133	3,71,150
III.—TOOLS AND PLANT ..	12,614	457	13,071	15,264	12,614
Pensionary charges	2,132	2,132
Grand Total ..	20,30,970	90,230	21,21,200	22,48,267	20,30,970
V.—Less—Receipts on Capital Account.					
Net Outlay ..	23,30,970	90,230	21,21,200	22,48,267	20,30,970
Apportionment.					
Chargeable to 15—Other Revenue Ex.	20,30,970	..	20,30,970	22,48,267	20,30,970
Chargeable to 55—Construction of Irrigation Works—Provincial	90,230	90,230
Total ..	20,30,970	90,230	21,21,200

WESTERN NARA AND PRITCHARD CANAL.

No. 3.—Revenue Account for, and to end of, 1926-27.

Receipts.	TOTAL.			Charges.	TOTAL.		
	Previous.	1926-27.	Total.		Previous.	1926-27.	Total.
I.—DIRECT RECEIPTS.	Rs.	Rs.	Rs.	I.—EXTENSIONS AND IMPROVEMENTS.	Rs.	Rs.	Rs.
1. Water-rates from Irrigation ..	16,380	7,557	23,937				
3. Sales of water ..	324	1	325				
5. Plantations ..	3,460	570	4,030	2. Main Canals and Branches ..	3,511	1,009	4,520
6. Other canal produce ..	4,467	1,546	6,013				
9. Rents of buildings ..	21	325	346	Total ..	3,511	1,009	4,520
10. Fines ..	1,622	2,324	3,946				
11. Miscellaneous receipts ..	19,262	5,124	24,386	II.—MAINTENANCE AND REPAIRS.			
12. Deduct—Re-funds ..	1,101	...	1,101	2. Main Canals and Branches ..	8,31,975	2,89,223	11,21,198
Total ..	44,435	17,447	61,882	Total ..	8,31,975	2,89,223	11,21,198
II.—INDIRECT RECEIPTS.							
Irrigation share of Land Revenue collected in the Civil Department.	24,31,501	8,45,669	32,77,170	IV.—ESTABLISHMENT.			
4 per cent. on 9/10ths of the proceeds from sales of occupancy rights per Government of India Nos. 53 and 58-A. 1., dated respectively 20th June 1889, communicated in Government Resolution No. 1209, dated 10th July, and No. 1913, dated 7th November 1889...	37,398	12,465	49,863	1 and 2. Direction and Accounts. }	1,71,211	61,045	2,32,256
				3. Executive .. }			
Total ..	24,68,899	8,58,134	33,27,033	V.—TOOLS AND PLANT ..	7,989	1,832	9,821
Total, Receipts ..	25,13,334	8,75,581	33,88,915	Pensionary charges	8,546	8,546
Carried over ..	25,13,334	8,75,581	33,88,915	Carried over ..	10,14,686	3,61,655	13,76,341

WESTERN NARA AND PRITCHARD CANAL.

No. 3.—Revenue Account for, and to end of, 1926-27.

Receipts.	TOTAL			Charges	TOTAL		
	Previous.	1926-27.	Total.		Previous.	1926-27.	Total.
	Rs.	Rs.	Rs.		Rs.	Rs.	Rs.
Brought forward ..	25,13,334	8,75,581	33,88,915	Brought forward..	10,14,686	3,61,655	13,76,341
<i>Note.</i> —Loss to the canal on account of difference between assessment of water-rates on jaghir lands and assessment at the ordinary rates in force for Government lands noted here per Government of India Letter No. 233-L, dated 14th June 1883, communicated under Government Resolution No. 400, dated 11th August 1883.				VI.—REFUNDS OF REVENUE.			
				<i>Deduct</i> —Receipts on Revenue Account.	1,507	117	1,624
				Total ..	10,13,179	3,61,538	13,74,717
				Share of collection charges in the Civil Department.	1,46,939	51,341	1,98,280
				Total, Direct Charges ..	11,60,118	4,12,879	15,72,997
				Indirect charges debitable to Revenue Account as per Account No. 5 ..	32,323	2,902	35,225
				Total, Charges ..	11,92,441	4,15,781	16,08,222
				Balance Net Revenue ..	13,20,893	4,59,800	17,80,693
				GRAND TOTAL ..	25,13,334	8,75,531	33,88,915
To end of Rs. 1925-26 .. 1,08,947							
Loss for 1926-27 31,768							
Total, 1,40,735							
GRAND TOTAL ..	25,13,334	8,75,581	33,88,915	GRAND TOTAL ..	25,13,334	8,75,531	33,88,915

N.B.—Last Capital Account detailed in the Administrative Accounts for 1923-24.
 Construction Estimate closed during 1921-22.
 G. R. No. 1606, dated 30th November 1923.

WESTERN NARA AND PRITCHARD CANAL.

No. 4.—Interest Account for, and to end of, 1926-27.

	Amount.		Amount.
	Rs.		Rs.
Total interest charges to end of 1925-26	2,08,731	Net Revenue realized to end of 1925-26 as per No. 3 ..	13,20,893
Interest charges for the year 1926-27	72,036	Net Revenue realized during 1926-27 as per No. 3	4,59,800
On Rs. 19,46,406 outlay to end of the year 1916-17 at the average rate 3.3252 per cent. ..	64,722	Total Net Revenue realized to end of the year as per No. 3	17,80,693
On subsequent outlay Rs. 1,29,679 at the flat rate 5.64 per cent. ..	7,314	Balance net interest charges ..	—14,99,926
Total ..	2,80,767	Total ..	2,80,767

No. 5.—Account of Indirect Charges for, and to end of, 1926-27.

Particulars.	Previous.	1926-27.	Total.	Particulars.	Previous.	1926-27.	Total.
	Rs.	Rs.	Rs.		Rs.	Rs.	Rs.
CAPITAL ACCOUNT.				REVENUE ACCOUNT.			
2. Leave and Pension Allowances ..	51,958	..	51,958	2. Leave and Pension Allowances ..	23,969	..	23,969
3. Audit and Accounts Establishment	724	724	3. Audit and Accounts Establishment ..	8,354	2,902	11,256
Total ..	51,958	724	52,682	Total ..	32,323	2,902	35,225

WESTERN NARA AND PRITCHAID CANAL.

CANAL PROJECT.

No. 6.—Statement comparing Capital Cost to end of 1926-27 with sanctioned estimates.

Particulars.	Charges against closed sanctions.			Current sanctions.			Total charges to date against old and current sanctions.
	Expenditure against construction estimate.	Expenditure against open capital sanctions.	Total.	Charges to date.	Amount of sanctioned estimate.	Unspent balance of estimate.	
1	2	3	4	5	6	7	8
	Rs.	Rs.	Rs.	Rs.	Rs.	Rs.	Rs.
DIRECT CHARGES.							
Works	16,47,206	..	16,47,206	72,411	1,76,664	1,04,253	17,19,617
Establishment ..	3,71,150	..	3,71,150	15,230	37,983	22,753	3,86,380
Tools and Plant ..	12,614	..	12,614	457	2,650	2,193	13,071
Pensionary charges	2,132	..	-2,132	2,132
Total ..	20,30,970	..	20,30,970	90,230	2,17,297	1,27,067	21,21,200
Less—Receipts on Capital Account
Net Total ..	20,30,970	..	20,30,970	90,230	2,17,297	1,27,067	21,21,200
INDIRECT CHARGES.							
Capitalized abatement of Land Revenue
Leave and Pension Allowances ..	51,958	..	51,958	..	5,318	5,318	51,958
Audit and Accounts establishment	724	1,767	1,043	724
Total ..	51,958	..	51,958	724	7,085	6,361	52,682
GRAND TOTAL ..	20,82,928	..	20,82,928	90,954	2,24,382	1,33,428	21,73,882

Revised Estimate sanctioned in G. R. (P.W.D.) No. 3382, dated 21st February 1927. Rs. 2,24,382.

PHITTA CANAL

CANAL PROJECT

No. 3.—Revenue Account for, and to end of, 1926-27.

Receipts.	TOTAL.			Charges.	TOTAL.		
	Previous.	1926-27.	Total.		Previous.	1926-27.	Total.
	Rs.	Rs.	Rs.		Rs.	Rs.	Rs.
I.—DIRECT RECEIPTS.				I.—EXTENSIONS AND IMPROVEMENTS			
1. Water-rates from irrigation.	348	..	348				
6. Other canal produce ..	63	28	91				
11. Miscellaneous receipts ..	363	390	753				
12. Deduct-Refunds	206	..	206				
				Total
Total ..	568	418	986				
II.—INDIRECT RECEIPTS.				II.—MAINTENANCE AND REPAIRS.			
Irrigation share of Land Revenue collected in the Civil Department.	32,544	13,321	45,865	2. Main Canals and Branches ..	10,273	2,702	12,975
				Total ..	10,273	2,702	12,975
4 per cent. on 9/10ths of the proceeds from sales of occupancy rights per Govt. of India Nos. 53 and 58-A.I., dated respectively 20th June and 1st August 1889, communicated in Government Resolution No. 1209, dated 10th July, and No. 1913, dated 7th November 1889 ..	1,509	503	2,012	IV.—ESTABLISHMENT.			
				1 and 2. Direction and Accounts. }	2,114	568	2,682
				3. Executive .. }			
Total ..	34,053	13,824	47,877	V.—TOOLS AND PLANT ..	98	17	115
Total, Receipts ..	34,621	14,242	48,863	Pensionary charges.	..	79	79
Carried over ..	34,621	14,242	48,863	Carried over ..	12,485	3,366	15,851

PHITTA CANAL.

CANAL PROJECT.

No. 3.—Revenue Account for, and to end of, 1926-27.

Receipts.	TOTAL.			Charges.	TOTAL.		
	Previous.	1926-27.	Total.		Previous.	1926-27.	Total.
	Rs.	Rs.	Rs.		Rs.	Rs.	Rs.
Brought forward..	34,621	14,242	48,863	Brought forward ..	12,485	3,366	15,851
<i>Note.</i> —Loss to the canal on account of difference between assessment of jaghir lands and assessment at the ordinary rates in force for Government lands noted here per Government of India Letter No. 233-I., dated 14th June 1883, communicated under Government Resolution No. 400, dated 11th August 1883. To end of 1925-26 .. 2,835 Loss for 1926-27 .. 1345 Total .. 4180				VI.—REFUNDS OF REVENUE.			
				Suspense account.			
				Deduct—receipts on revenue account.	20	..	20
				Total ..	12,465	3,366	15,831
				Share of collection charges in the Civil Department.	1,976	799	2,775
				Total, Direct Charges ..	14,441	4,165	18,606
				Indirect charges debitable to Revenue Account as per Account No. 5 ..	400	27	427
				Total Charges ..	14,841	4,192	19,033
				Balance Net Revenue ..	19,780	10,050	29,830
				GRAND TOTAL ..	34,621	14,242	48,863

N.B.—Last Capital Account detailed in the Administrative Accounts for 1923-24.
 Construction Estimate closed during 1921-22.
 Completion Report approved in G. R. No. 1606, dated 30th November 1923.

PHITTA CANAL.

CANAL PROJECT.

No. 4.—Interest Account for, and to end of, 1926-27.

	Amount. Rs.		Amount. Rs.
Total Interest charges to end of 1925-26	2,626	Net Revenue realized to end of 1925-26 as per No. 3 ..	19,780
Interest charges for the year 1926-27	874	Net Revenue realized during 1926-27 as per No. 3	10,050
On Rs. 24,557 outlay to end of the year 1916-17 at the average rate 3.3252 per cent. ..	817	Total Net Revenue realized to end of the year as per No. 3 ..	29,830
On subsequent outlay Rs. 1,013 at the flat rate 5.64 per cent. ..	57	Balance net interest charges ..	-26,330
Total ..	3,500	Total ..	3,500

No. 5.—Account of Indirect Charges for, and to end of, 1926-27.

Particulars.	Previous.	1926-27.	Total.	Particulars.	Previous.	1926-27.	Total.
CAPITAL ACCOUNT.	Rs.	Rs.	Rs.	REVENUE ACCOUNT.	Rs.	Rs.	Rs.
		Nil.					
				2. Leave and Pension Allowances ..	296	..	296
				3. Audit and Accounts Establishment ..	104	27	131
Total	Total ..	400	27	427

MARVIWAH.

CANAL PROJECT

No. 3.—Revenue Account for, and to end of, 1926-27.

Receipts.	TOTAL.			Charges.	TOTAL.		
	Previous.	1926-27.	Total.		Previous.	1926-27.	Total.
I.—DIRECT RECEIPTS.	Rs.	Rs.	Rs.	I.—EXTENSIONS AND IMPROVEMENTS	Rs.	Rs.	Rs.
6. Other canal produce ..	10	34	44
11. Miscellaneous receipts ..	10	..	10	II.—MAINTENANCE AND REPAIRS			
Total ..	20	34	54	1. Head Works ..			
II.—INDIRECT RECEIPTS.				2. Main Canals and Branches ..	32,724	12,796	45,520
irrigation share of Land Revenue collected in the Civil Department. 4 per cent. on 9/10ths of the proceeds from sales of occupancy rights per Govt. of India Nos. 53 and 58-A. I., dated respectively 20th June and 1st August 1889, communicated in Government Resolutions No. 1209, dated 10th July, and No. 1913, dated 7th November 1889 ..	43,372	16,932	60,304	3. Distributaries ..			
				4. Drainage and Protective Works.			
				Total ..	32,724	12,796	45,520
				III.—COMPENSATION
				IV.—ESTABLISHMENT.			
				1 and 2. Direction and Accounts.	6,692	2,691	9,383
	2,670	890	3,560	3. Executive ..			
Total ..	46,042	17,822	63,864	V.—TOOLS AND PLANT ..	256	81	337
Total, Receipts ..	46,062	17,856	63,918	Pensionary charges	..	377	377
Note.—Loss to the canal on account of difference between assessment of water-rates on jaghir lands and assessment at the ordinary rates in force for Government lands noted here per Government of India Letter No. 233-I., dated 14th June 1883, communicated under Government Resolution No. 400, dated 11th August 1883.				Total ..	39,672	15,945	55,617
To end of 1925-26 ..				Share of collection charges in the Civil Department.	2,602	1,016	3,618
Loss for 1926-27 .. 40				Total direct charges ..	42,274	16,961	59,235
Total .. 40				Indirect charges debitable to Revenue Account as per Account No. 5 ..	1,264	128	1,392
GRAND TOTAL ..	46,062	17,856	63,918	Total charges ..	43,538	17,089	60,627
				Balance Net Revenue ..	2,524	767	3,291
				GRAND TOTAL ..	46,062	17,856	63,918

N.B.—Last Capital Account detailed in the Administrative Accounts for 1923-24.

Construction Estimate closed during 1921-22.

G. R. No. 1606, dated 30th November 1923.

MARVIWAH CANAL.

CANAL PROJECT.

No. 4.—Interest Account for, and to end of, 1926-27.

	Amount. Rs.		Amount. Rs.
Total interest charges to end of 1925-26	948	Net Revenue realized to end of 1925-26 as per No. 3 ..	2,524
Interest charges for the year 1926-27	316	Net Revenue realized during 1926-27 as per No. 3	767
On Rs. 9,507 outlay to end of the year 1916-17 at the average rate 3·3252 per cent. ..	316	Total Net Revenue realized to end of the year as per No. 3..	3,291
On subsequent outlay .. Nil.		Balance net interest charges ..	-2,027
Total ..	1,264	Total ..	1,264

No. 5.—Account of Indirect Charges for, and to end of, 1926-27.

Particulars.	Previous.	1926-27.	Total.	Particulars.	Previous.	1926-27.	Total.
Rs.	Rs.	Rs.	Rs.	Rs.	Rs.	Rs.	Rs.
CAPITAL ACCOUNT.		Nil.		REVENUE ACCOUNT.			
				1. Capitalized abatement of Land Revenue
				2. Leave and Pension Allowances..	937	..	937
				3. Audit and Accounts Establishment ..	327	128	455
Total	Total ..	1,264	128	1,392

GHARO MAHAMUDO

CANAL PROJECT

No. 3.—Revenue Account for, and to end of, 1926-27.

Receipts.	TOTAL.			Charges.	TOTAL.		
	Previous.	1926-27.	Total.		Previous.	1926-27.	Total.
	Rs.	Rs.	Rs.		Rs.	Rs.	Rs.
I.—DIRECT RECEIPTS.				I.—EXTENSIONS AND IMPROVEMENTS.			
1. Water-rates from Irrigation ..	16,472	4,391	20,863				
5. Plantations ..	42	44	86	2. Main Canals and Branches ..	10,965	957	11,922
6. Other canal produce ..	3,205	500	4,105				
9. Rents of buildings ..	1,549	1	1,550				
10. Fines ...	478	726	1,204				
11. Miscellaneous receipts ..	918	197	1,115	Total ..	10,965	957	11,922
12. Deduct—Refunds	13	4	17				
Total ..	22,651	6,25	28,906	II.—MAINTENANCE AND REPAIRS.			
				2. Main Canals and Branches ..	1,36,207	47,957	1,84,164
II.—INDIRECT RECEIPTS.							
Irrigation share of Land Revenue collected in the Civil Department.	4,62,960	1,55,581	6,18,541	Total ..	1,36,207	47,957	1,84,164
4 per cent. on 9/10ths of the proceeds from sales of occupancy rights per Govt. of India Nos. 53 and 58-A. L. dated respectively 20th June and 1st August 1889, communicated in Government Resolutions No. 1209, dated 10th July, and No. 1913, dated 7th November 1889 ..	8,361	2,857	11,218	III.—COMPENSATION
				IV.—ESTABLISHMENT.			
				1 and 2. Direction and Accounts ..	99,406	17,046	1,16,452
				3. Executive ..			
Total ..	4,71,321	1,58,438	6,29,759	V.—TOOLS AND PLANT ..	2,116	1,121	3,237
Total receipts ..	4,93,972	1,64,693	6,58,665	Pensionary charges.	..	2,386	2,386
Carried over ..	4,93,972	1,64,693	6,58,665	Carried over ..	2,43,694	69,467	3,18,161

ADMINISTRATIVE ACCOUNTS FOR THE YEAR 1926-27.

103

GHARO MAHAMUDO

CANAL PROJECT.

No. 3.—Revenue Account for, and to end of, 1926-27.

Receipts.	TOTAL.			Charges.	TOTAL.		
	Previous.	1926-27.	Total.		Previous.	1926-27.	Total.
	Rs.	Rs.	Rs.		Rs.	Rs.	Rs.
Brought forward..	4,93,972	1,64,693	6,58,665	Brought forward..	2,48,694	69,467	3,18,161
<p><i>Note.</i>—Loss to the canal on account of difference between assessment of water-rates on jaghir lands and assessment at the ordinary rates in force for Government lands noted here per Government of India Letter No. 233-I, dated 14th June 1883, communicated under Government Resolution No. 400, dated 11th August 1883.</p>				Profit and Loss—			
				VI.—REFUNDS OF REVENUE.			
				Suspense Account..	2,724	..	2,724
				Deduct—Receipts on revenue account..	468	4	472
				Total ..	2,50,950	69,463	3,20,413
				Share of collection charges in the Civil Department.	28,793	9,645	38,438
				Total direct charges ..	2,79,743	79,108	3,58,851
				Indirect charges debitable to Revenue Account as per Account No. 5 ..	15,389	489	15,878
				Total charges ..	2,95,132	79,597	3,74,729
				Balance Net Revenue ..	1,98,840	85,096	2,83,936
<p>To end of 1925-26.. Rs. 1,35,430</p> <p>Loss for 1926-27 .. 31,929</p> <p>Total .. 1,67,359</p>				GRAND TOTAL ..	4,93,972	1,64,693	6,58,665
GRAND TOTAL ..	4,93,972	1,64,693	6,58,665	GRAND TOTAL ..	4,93,972	1,64,693	6,58,665

N.B.—Last Capital Account detailed in the Administrative Accounts for 1923-24.
Construction Estimate closed during 1921-22.
Completion report approved in G. R. No. 1606, dated 30th November 1923.

PUBLIC WORKS DEPARTMENT, IRRIGATION BRANCH.

GHARO MAHAMUDO.

CANAL PROJECT.

No. 4.—Interest Account for, and to end of, 1926-27.

	Amount.		Amount.
	Rs.		Rs.
Total interest charges to end of 1925-26	11,541	Net Revenue realized to end of 1925-26 as per No. 3 ..	1,98,840
Interest charges for the year 1926-27	3,834	Net Revenue realized during 1926-27 as per No. 3 ..	85,096
On Rs. 92,729 outlay to end of the year 1916-17 at the average rate 3·3,252 per cent. ..	3,083	Total Net Revenue realized to end of the year as per No. 3 ..	2,83,936
On subsequent outlay Rs. 13,311 at the flat rate 5·64 per cent. ..	751	Balance net interest charges ..	—2,68,561
Total ..	15,375	Total ..	15,375

No. 5.—Account of Indirect Charges for, and to end of, 1925-27.

Particulars.	Previous.	1926-27.	Total.	Particulars.	Previous.	1926-27.	Total.
Rs.	Rs.	Rs.		Rs.	Rs.	Rs.	
CAPITAL ACCOUNT.		Nil.		REVENUE ACCOUNT.			
				1. Capitalized abatement of Land Revenue
				2. Leave and Pension Allowances ..	13,917	..	13,917
				3. Audit and Accounts Establishment ..	1,472	489	1,961
Total	Total ..	15,389	489	15,878

KARI SHUMALI.

CANAL PROJECT.

No. 3.—Revenue Account for, and to end of, 1926-27.

Receipts.	TOTAL.			Charges.	TOTAL.		
	Previous.	1926-27.	Total.		Previous.	1926-27.	Total.
	Rs.	Rs.	Rs.		Rs.	Rs.	Rs.
I.—DIRECT RECEIPTS.				I.—EXTENSIONS AND IMPROVEMENTS.			
Water-rates from Irrigation ..	5,501	2,249	7,750				
5. Plantations ..	39	7	46	2. Main Canals and Branches ..	263	..	263
6. Other canal produce ..	1,870	501	2,371				
9. Rents of Buildings ..	63	..	63				
10 Fines ..	116	79	195				
11. Miscellaneous receipts ..	228	96	324	Total ..	263	..	263
12. Deduct—Refunds,	2	2				
Total ..	7,817	2,930	10,747	II.—MAINTENANCE AND REPAIRS.			
				2. Main Canals and Branches ..	56,495	27,566	84,061
II.—INDIRECT RECEIPTS.							
Irrigation share of Land Revenue collected in the Civil Department.	2,14,088	74,441	2,88,849				
4 per cent. on 9/10ths of the proceeds from sales of occupancy rights per Govt. of India Nos. 53 and 58-A. I., dated respectively 20th June and 1st August 1889, communicated in Government Resolutions No. 1209, dated 10th July, and No. 1913, dated 7th November 1889 ..	10,060	3,388	13,448	Total ..	56,495	27,566	84,061
				III.—COMPENSATION.
				IV.—ESTABLISHMENT.			
				1 and 2. Direction and Accounts ..	38,495	9,606	48,101
				3. Executive ..			
Total ..	2,24,468	77,829	3,02,297	V.—TOOLS AND PLANT	640	631	1,271
Total Receipts ..	2,33,285	80,759	3,13,044	Pensionary charges	..	1,345	1,345
Carried over ..	2,32,285	80,759	3,13,044	Carried over ..	95,893	39,148	1,35,041

KARI SHUMALI.

CANAL PROJECT.

No. 3.—Revenue Account for, and to end of, 1926-27.

Receipts.	TOTAL.			Charges.	TOTAL.		
	Previous.	1926-27.	Total.		Previous.	1926-27.	Total.
Brought forward ..	Rs. 2,32,285	Rs. 80,759	Rs. 3,13,044	Brought forward..	Rs. 95,893	Rs. 39,148	Rs. 1,35,041
<i>Note.</i> —Loss to the canal on account of difference between assessment of water-rates on jaghir lands and assessment at the ordinary rates in force for Government lands noted here per Government of India Letter No. 233-L, dated 14th June 1883, communicated under Government Resolution No. 400, dated 11th August 1883.				VI.—REFUNDS OF REVENUE.
				Deduct—Receipts on revenue account ..	9	..	8
				Total ..	95,885	39,148	1,35,033
				Share of collection charges in the Civil Department.	13,202	4,607	17,809
				Total direct charges ..	1,09,087	43,755	1,52,842
				Indirect charges to Revenue Account as per Account No. 5 ..	6,115	276	6,391
				Total charges	1,15,202	44,031	1,59,233
				Balance Net Revenue ..	1,17,083	36,728	1,53,811
				GRAND TOTAL ..	2,32,285	80,759	3,13,044
Rs. To end of 1925-26 .. 41,527							
Loss for 1926-27 .. 9,124							
Total .. 50,651							
GRAND TOTAL..	2,32,285	80,759	3,13,044				

N. B.—Last Capital Account detailed in the Administrative Accounts for 1923-24.

Construction Estimate closed during 1921-22.—vide G. R. No. 1606, dated 10th November 1923,

KARI SHUMALI.

CANAL PROJECT.

No. 4.—Interest Account for, and to end of, 1926-27.

	Amount. Rs.		Amount. Rs.
Total interest charges to end of 1925-26	1,876	Net revenue realized to end of 1925-26 as per No. 3 ..	1,17,083
Interest charges for the year 1926-27.	620	Net Revenue realized during 1926-27 as per No. 3 ..	36,728
On Rs. 10,219 outlay to end of the year 1916-17 at the average rate 3.3,252 per cent. ..	340	Total net revenue realized to end of the year as per No. 3	1,53,811
On subsequent outlay Rs. 4,972 at the flat rate 5.64 per cent. ..	280	Balance net interest charges ..	-1,51,315
Total ..	2,496	Total ..	2,496

No. 5.—Account of Indirect charges for, and to end of, 1926-27.

Particulars.	Previous.	1926-27.	Total.	Particulars.	Previous.	1926-27.	Total.
	Rs.	Rs.	Rs.		Rs.	Rs.	Rs.
CAPITAL ACCOUNT.		Nil.		REVENUE ACCOUNT.			
				1. Capitalized abatement of Land Revenue ..	159	..	159
				2. Leave and Pension Allowances ..	5,389	..	5,389
				3. Audit and Accounts Establishment ..	567	276	843
Total	Total ..	6,115	276	6,391

NASIRWAH.

CANAL PROJECT.

No. 3.—Revenue Account for, and to end of, 1926-27.

Receipts.	TOTAL.			Charges.	TOTAL.		
	Previous.	1926-27.	Total.		Previous.	1926-27.	Total.
	Rs.	Rs.	Rs.		Rs.	Rs.	Rs.
I.—DIRECT RECEIPTS.				I.—EXTENSIONS AND IMPROVEMENTS.			
1. Water rates from Irrigation ..	196	8	204	2. Main Canals and Branches ..	4,322	544	4,866
3. Sales of water ..	684	..	684				
5. Plantations ..	58	34	92				
6. Other canal produce ..	2,599	600	3,199				
9. Rents of buildings ..	7	..	7				
10. Fines ..	143	134	277				
11. Miscellaneous receipts ..	372	87	459	Total ..	4,322	544	4,866
12. Deduct—refunds ..	42	..	42				
				II.—MAINTENANCE AND REPAIRS.			
Total ..	4,017	863	4,880	2. Main Canals and Branches ..	53,998	21,505	75,503
II.—INDIRECT RECEIPTS.				Total ..	53,998	21,505	75,503
Irrigation share of Land Revenue collected in the Civil Department.	2,17,105	66,321	2,83,426				
4 per cent. on 9/10ths of the proceeds from sales of occupancy rights per Govt. of India Nos. 53 and 58-A. I., dated respectively 20th June and 1st August 1889, communicated in Government Resolutions No. 1209, dated 10th July, and No. 1913, dated 7th November 1889 ..	4,932	1,834	6,766	III.—COMPENSATION
				IV.—ESTABLISHMENT.			
				1 and 2. Direction and Accounts ..	39,261	7,684	46,945
				3. Executive ..			
Total ..	2,22,037	68,155	2,90,192	V.—TOOLS AND PLANT ..	656	505	1,161
Total Receipts ..	2,26,054	69,018	2,95,072	Pensionary charges	1,076	1,076
Carried over ..	2,26,054	69,018	2,95,072	Carried over ..	93,237	31,314	1,29,551

ADMINISTRATIVE ACCOUNTS FOR THE YEAR 1926-27.

109

NASIRWAH.

CANAL PROJECT.

No. 3.—Revenue Account for, and to end of, 1926-27.

Receipts.	TOTAL.			Charges.	TOTAL.		
	Previous.	1926-27.	Total.		Previous.	1926-27.	Total.
	Rs.	Rs.	Rs.		Rs.	Rs.	Rs.
Brought forward..	2,26,054	69,018	2,95,072	Brought forward..	98,237	31,314	1,29,551
<i>Note.</i> —Loss to the canal on account of difference between assessment of water-rates on jaghir lands and assessment at the ordinary rates in force for Government lands noted here per Government of India Letter No. 233-L., dated 14th June 1883, communicated under Government Resolution No. 400, dated 11th August 1883.				Deduct—receipts on revenue account ..	4	..	4
				Total ..	98,233	31,314	1,29,547
				Share of collection charges in the Civil Department.	13,045	3,988	17,033
				Total direct charges ..	1,11,278	35,302	1,46,580
				Indirect charges debitable to Revenue Account as per Account No. 5 ..	6,079	220	6,299
				Total charges ..	1,17,357	35,522	1,52,879
				Balance Net Revenue ..	1,08,697	33,496	1,42,193
				GRAND TOTAL ..	2,26,054	69,018	2,95,072
Rs.							
To end of 1925-26 ..	7,796						
Loss for 1926-27 ..	1,375						
Total ..	9,171						
GRAND TOTAL ..	2,26,054	69,018	2,95,072				

N. B.—Last Capital Account detailed in the Administrative Accounts for 1923-24, Construction Estimate closed during 1921-22.
G R. No. 1606, dated 30th November 1923,

NASIRWAH.

CANAL PROJECT.

No. 4.—Interest Account for, and to end of, 1926-27.

	Amount. Rs.		Amount. Rs.
Total interest charges to end of 1925-26	5,256	Net Revenue realized to end of 1925-26 as per No. 3.. ..	1,08,697
Interest charges for the year 1926-27	1,742	Net Revenue realized during 1926-27 as per No. 3.. ..	33,496
On Rs. 35,920 outlay to end of the year 1916-17 at the average rate 3 3252 per cent. ..	1,194	Total Net Revenue realized to end of the year as per No. 3	1,42,193
On subsequent outlay Rs. 9,720 at the flat rate 5 64 per cent. ..	548	Balance net interest charges	—1,35,195
Total	6,998	Total	6,998

No. 5.—Account of Indirect Charges for, and to end of, 1926-27.

Particulars.	Previous.	1926-27.	Total.	Particulars.	Previous.	1926-27.	Total.
	Rs.	Rs.	Rs.		Rs.	Rs.	Rs.
CAPITAL ACCOUNT.		Nil.		REVENUE ACCOUNT.			
				1. Capitalized abatement of Land Revenue
				2. Leave and Pension Allowances ..	5,496	..	5,496
				3. Audit and Accounts Establishment ..	583	220	803
Total	Total	6,079	220	6,299

ADMINISTRATIVE ACCOUNTS FOR THE YEAR 1926-27.

111

INDUS CANALS (OTHER CANALS, FULELI DISTRICT).

CANAL PROJECT.

No. 2.—Detailed Account of Capital Expenditure for, and to end of, 1926-27.

Heads of Account.	Direct Charges.			Cost of Construction as now estimated (Construction estimate closed during 1921-22).	Expenditure against closed estimates.
	Previous.	1926-27.	Total.		
1	2	3	4	5	6
I.—WORKS.	Rs.	Rs.	Rs.	Rs.	Rs.
(2) MAIN CANALS AND BRANCHES.					
A. Preliminary Expenses ..	608	..	608	608	608
Total Main Canals and Branches..	608	..	608	608	608
Unclassified outlay ..	86,169	..	86,169	86,169	86,169
Total I.—Works ..	86,777	..	86,777	86,777	86,777
II.—ESTABLISHMENT.					
1 and 2. Direction and Accounts ..	24,433	412	24,845	24,845	24,845
3. Executive ..					
Total Establishment ..	24,433	412	24,845	24,845	24,845
III.—TOOLS AND PLANT ..	805	..	805	805	805
IV.—Suspense Accounts
Pensionary charges	58	58	58	58
Grand Total ..	1,12,015	470	1,12,485	1,12,485	1,12,485
V.—Less—Receipts on Capital Account
Net Outlay ..	1,12,015	470	1,12,485	1,12,485	1,12,485

PUBLIC WORKS DEPARTMENT, IRRIGATION BRANCH.

INDUS CANALS (OTHER CANALS, FULELI DISTRICT).

CANAL PROJECT.

No. 2.—Detailed Account of Capital Expenditure for, and to end of, 1926-27.

Heads of Account. 1	Direct Charges.			Cost of Construction as now estimated (Construction estimate closed during 1921-22).	Expenditure against closed estimates.
	Previous.	1926-27.	Total.		
	2	3	4	5	6
	Rs.	Rs.	Rs.	Rs.	Rs.
<i>Apportionment.</i>					
Chargeable to 15—Other Revenue expenditure ..	1,11,146	..	1,11,146	} 1,12,485	1,12,485
Chargeable to 55—Construction of Irrigation Works ..	869	470	1,339		
Total ..	1,12,015	470	1,12,485	1,12,485	1,12,485

INDUS CANALS (OTHER CANALS, FULELI DISTRICT).

CANAL PROJECT.

No. 3.—Revenue Account for, and to end of, 1926-27.

Receipts.	TOTAL.		Total.	Charges.	TOTAL.		Total.
	Previous.	1926-27.			Previous.	1926-27.	
	Rs.	Rs.	Rs.		Rs.	Rs.	Rs.
I.—DIRECT RECEIPTS.				I.—EXTENSIONS AND IMPROVEMENTS.			
1. Water rates from Irrigation ..	2,500	26	2,526				
3 Sales of water..	..	624	624				
5. Plantations				Nil	
6. Other canal produce ..	2,262	38	2,300				
10. Fines ..	25	..	25				
11. Miscellaneous receipts ..	366	251	617				
				II.—MAINTENANCE AND REPAIRS.			
				2. Main Canals and Branches ..	84,890	31,999	1,16,889
Total ..	5,153	939	6,092				
II.—INDIRECT RECEIPTS.							
Irrigation share of Land Revenue collected in the Civil Department.	2,19,685	77,479	2,97,164	Total ..	84,890	31,999	1,16,889
4 per cent. on 9/10ths of the proceeds from sales of occupancy rights per Govt. of India Nos. 53 and 58-A. I., dated respectively 20th June and 1st August 1889, communicated in Government Resolutions No. 1209, dated 10th July, and No. 1913, dated 7th November 1889..	3,703	1,446	5,149	III.—COMPENSATION.
				IV.—ESTABLISHMENT.			
				1 and 2. Direction and Accounts ..	57,112	11,151	68,263
				3. Executive ..			
Total ..	2,23,388	78,925	3,02,313	V.—TOOLS AND PLANT ..	958	733	1,691
Total Receipts ..	2,28,541	79,864	3,08,405	Pensionary charges	1,561	1,561
Carried over ..	2,28,541	79,864	3,08,405	Carried over	1,42,960	45,444	1,88,404

INDUS CANALS (OTHER CANALS, FULELI DISTRICT).

CANAL PROJECT.

No. 3.—Revenue Account for, and to end of, 1926-27.

Receipts.	TOTAL.		Total.	Charges.	TOTAL.		Total.
	Previous.	1926-27.			Previous.	1926-27.	
Brought forward..	Rs. 2,28,541	Rs. 79,864	Rs. 3,08,405	Brought forward..	Rs. 1,42,960	Rs. 45,444	Rs. 1,88,404
<p>Note.—Loss to the canal on account of difference between assessment of water-rates on jaghir lands and assessment at the ordinary rates in force for Government lands noted here per Government of India Letter No. 233-L, dated 14th June 1883, communicated under Government Resolution No. 400, dated 11th August 1883.</p> <p>Rs.</p> <p>To end of 1925-26 .. 24,913</p> <p>Loss for 1926-27 .. 2,787</p> <p>Total .. 27,700</p>				Suspense Account..	—12	..	—12
				Total ..	1,42,948	45,444	1,88,392
				Share of collection charges in the Civil Department.	13,333	4,650	17,983
				Total direct charges ..	1,56,281	50,094	2,06,375
				Indirect charges to Revenue Account as per Account No. 5 ..	8,845	320	9,165
				Total charges ..	1,65,126	50,414	2,15,540
				Balance Net Revenue ..	63,415	29,450	92,865
				GRAND TOTAL ..	2,28,541	79,864	3,08,405

N.B.—Construction Estimate closed during 1921-22.
 Completion Report approved in G. R. No. 1606, dated 30th November 1923.

INDUS CANALS (OTHER CANALS, FULELI DISTRICT).

No. 4.—Interest Account for, and to end of, 1926-27.

	Amount Rs.		Amount Rs.
Total interest charges to end of 1925-26	14,115	Net Revenue realized to end of 1925-26 as per No. 3	63,415
Interest charges for the year 1926-27	4,703	Net Revenue realized during 1926-27 as per No. 3	29,450
On Rs. 70,344 outlay to end of the year 1916-17 at the average rate 3.3252 per cent. ..	2,339	Total Net Revenue realized to end of the year as per No. 3	92,865
On subsequent outlay Rs. 41,906 at the flat rate 5.64 per cent. ..	2,364	Balance net interest charges	-74,047
Total ..	18,818	Total ..	18,818

No. 5.—Account of Indirect Charges for, and to end of, year 1926-27.

Particulars.	Previous.	1926-27.	Total.	Particulars.	Previous.	1926-27.	Total.
	Rs.	Rs.	Rs.		Rs.	Rs.	Rs.
CAPITAL ACCOUNT.				REVENUE ACCOUNT.			
1. Capitalized abatement of Land Revenue	1. Capitalized abatement of Land Revenue
2. Leave and Pension Allowances ..	3,437	..	3,437	2. Leave and Pension Allowances ..	7,996	..	7,996
3. Audit and Accounts Establishment ..	6	..	6	3. Audit and Accounts Establishment ..	849	320	1,169
Total ..	3,443	..	3,443	Total ..	8,845	320	9,165

INDUS CANALS (OTHER CANALS, FULELI DISTRICT).

No. 6.—Statement comparing Capital Cost to end of 1926-27 with sanctioned Estimates.

Particulars.	Charges against closed sanctions.			Current sanctions.			Total Charges to date against old and current sanctions.
	Expenditure against construction estimate.	Expenditure against open capital sanctions.	Total.	Charges to date.	Amount of sanctioned estimate.	Unspent balance of estimate.	
1	2	3	4	5	6	7	8
DIRECT CHARGES.	Rs.	Rs.	Rs.	Rs.	Rs.	Rs.	Rs.
Works	86,169	608	86,777	86,777
Establishment ..	24,180	665	24,845	24,845
Tools and Plant ..	797	8	805	805
Pensionary charges	58	58	58
Total ..	1,11,146	1,339	1,12,485	1,12,485
Less—Receipts on Capital Account
Net Total ..	1,11,146	1,339	1,12,485	1,12,485
INDIRECT CHARGES.							
Capitalized abatement of Land Revenue
Leave and Pension Allowances ..	3,402	35	3,437	3,437
Audit and Accounts Establishment	6	6	6
Total ..	3,402	41	3,443	3,443
GRAND TOTAL ..	1,14,548	1,380	1,15,928	1,15,928

DAMBHRO CANAL.

CANAL PROJECT.

No. 3.—Revenue Account for, and to end of, 1926-27.

Receipts.	TOTAL.			Charges.	TOTAL.		
	Previous.	1926-27.	Total.		Previous.	1926-27.	Total.
I.—DIRECT RECEIPTS.	Rs.	Rs.	Rs.	I.—EXTENSIONS AND IMPROVEMENTS.	Rs.	Rs.	Rs.
1. Water-rates from Irrigation ..	1,378	..	1,378	2. Main Canals and Branches ..	797	..	797
3 Sales of water	2	2				
5. Plantations ..	154	15	169				
6. Other canal produce ..							
10. Fines ..	117	..	117				
11. Miscellaneous receipts ..	182	50	232				
12. Deduct—Refunds				
Total ..	1,831	67	1,898	Total ..	797	..	797
II.—INDIRECT RECEIPTS.				II.—MAINTENANCE AND REPAIRS.			
Irrigation share of Land Revenue collected in the Civil Department	1,08,750	42,161	1,50,911	2. Main Canals and Branches ..	26,084	7,039	33,123
4 per cent. on 9/10ths of the proceeds from sales of occupancy rights per Govt. of India Nos. 53 and 58-A. I., dated respectively 20th June and 1st August 1889, communicated in Government Resolutions No. 1209, dated 10th July, and No. 1913, dated 7th November 1889 ..	1,587	529	2,116	Total ..	26,084	7,039	33,123
Total ..	1,10,337	42,690	1,53,027	IV.—ESTABLISHMENT.			
Total, Receipts ..	1,12,168	42,757	1,54,925	1 and 2. Direction and Accounts ..	18,287	2,453	20,740
Carried over ..	1,12,168	42,757	1,54,925	3. Executive ..			
				V.—TOOLS AND PLANT ..	313	161	474
				Pensionary charges	343	343
				Carried over ..	45,481	9,996	55,477

DAMBHRO CANAL.

CANAL PROJECT.

No. 3.—Revenue Account for, and to end of, 1926-27.

Receipts.	TOTAL.			Charges.	TOTAL.		
	Previous.	1926-27.	Total.		Previous.	1926-27.	Total.
Brought forward..	Rs. 1,12,168	Rs. 42,757	Rs. 1,54,925	Brought forward..	Rs. 45,481	Rs. 9,996	Rs. 55,477
<i>Note.</i> —Loss to the canal on account of difference between assessment of water-rates on jaghir lands and assessment at the ordinary rates in force for Government lands noted here per Government of India Letter No. 233-I., dated 14th June 1883, communicated under Government Resolution No. 400, dated 11th August 1883.				Profit and Loss
				Total ..	45,481	9,996	55,477
				Share of collection charges in the Civil Department.	6,615	2,530	9,145
				Total, direct charges ..	52,096	12,526	64,622
				Indirect charges debitable to Revenue Account as per Account No. 5 ..	2,829	70	2,899
				Total charges ..	54,925	12,596	67,521
				Balance Net Revenue ..	57,243	30,161	87,404
				GRAND TOTAL ..	1,12,168	42,757	1,54,925
To end of Rs. 1925-26.. 6,107							
Loss for 1926-27.. 1,684							
Total .. 7,791							
GRAND TOTAL ..	1,12,168	42,757	1,54,925	GRAND TOTAL ..	1,12,168	42,757	1,54,925

N.B.—Last Capital Account detailed in the Administrative Accounts for 1923-24.
Construction Estimate closed during 1921-22, vide G. R. No. 1606, dated 30th November 1923.

DAMBHRO CANAL.

CANAL PROJECT.

No. 4.—Interest Account for, and to end of, 1926-27.

	Amount.		Amount.
	Rs.		Rs.
Total interest charges to end of 1925-26	5,218	Net Revenue realized to end of 1925-26 as per No. 3	57,243
Interest charges for the year 1926-27	1,737	Net Revenue realized during 1926-27 as per No. 3	30,161
On Rs. 48,030 outlay to end of the year 1916-17 at the average rate 3.3252 per cent... ..	1,597	Total, Net Revenue realized to end of the year as per No. 3	87,404
On subsequent outlay Rs. 2,484 at the flat rate 5.64 per cent.	140	Balance net interest charges	—80,449
Total	6,955	Total	6,955

No. 5.—Account of Indirect Charges for, and to end of, 1926-27.

Particulars.	Previous.	1926-27.	Total.	Particulars.	Previous.	1926-27.	Total.
	Rs.	Rs.	Rs.		Rs.	Rs.	Rs.
CAPITAL ACCOUNT.	REVENUE ACCOUNT.			
				1. Capitalized abatement of Land Revenue
				2. Leave and Pension Allowances	2,560	..	2,560
				3. Audit and Accounts Establishment	269	70	339
Total	Total	2,829	70	2,899

LLOYD BARRAGE AND CANALS CONSTRUCTION.

CANAL PROJECT.

No. 2.—Capital Account for, and to end of, 1926-27.

Heads of Account.	Direct Charges.			Cost of Construction as now estimated.	Expenditure against closed estimates.
	Previous.	1926-27.	Total.		
1	2	3	4	5	6
I.—WORKS.	Rs.	Rs.	Rs.	Rs.	Rs.
(1) HEAD WORKS.					
A. Preliminary Expenses ..	{ 1,30,784 —65,878 }	144	65,050	5,00,000	..
B. Land	6,51,374	30,501	6,81,875	15,00,000	..
C. Works	16,02,408	13,24,285	29,26,693	2,32,64,498	..
K. Buildings	16,28,824	4,24,716	20,53,540	25,00,000	..
M. Plantations
O. Miscellaneous	30,529	1,432	31,961	2,00,000	..
P. Maintenance	37,263	69,303	1,06,566	2,00,000	..
Unforeseen items	1,05,67,608	..
Total, Head Works.. {	40,81,182 —65,878 }	18,50,381	58,65,685	3,87,32,106	..
(2) MAIN CANALS AND BRANCHES.					
A. Preliminary Expenses ..	{ 12,56,554 —2,05,396 }	—3,64,171	6,86,937	11,57,550	..
B. Land	20,73,587	8,57,648	29,31,235	24,98,850	..
D. Regulators	182	615	797	55,76,400	..
E. Falls and Weirs	25	10	35	6,12,200	..
F. River and hill torrent Works	7,18,000	..
G. Bridges	740	597	1,337	39,08,975	..
H. Escapes	34,876	1,60,639	1,95,515	15,98,689	..
K. Buildings	23,10,290	6,09,367	29,19,657	57,37,100	..
L. Earth-work	94,08,493	46,55,800	1,40,64,293	3,57,04,957	..
M. Plantations	1,903	5,431	7,334	5,70,861	..
N. Tanks and Reservoirs
O. Miscellaneous	50,495	49,618	1,00,113	5,23,400	..
P. Maintenance	7,818	25,110	32,928	11,27,304	..
Amounts not allocated	2,11,88,172	..
Total, Main Canals and Branches. {	1,51,44,963 —2,05,396 }	60,00,664	2,09,40,231	8,09,22,458	..
Carried over.. {	1,92,26,145 —2,71,274 }	78,51,045	2,68,05,916	11,96,54,564	..

LLOYD BARRAGE AND CANALS CONSTRUCTION.

CANAL PROJECT.

No. 2.—Capital Account for, and to end of, 1926-27.

Heads of Account.	Direct Charges.			Cost of Construction as now estimated.	Expenditure against closed estimates.
	Previous.	1926-27.	Total.		
1	2	3	4	5	6
Brought forward..	{ Rs. 1,92,26,145 —2,71,274	{ Rs. 78,51,045	{ Rs. 2,68,05,916	{ Rs. 11,96,54,564	{ Rs. ..
(3) DISTRIBUTARIES.					
A. Preliminary Expenses ..	3,10,860	4,45,824	7,56,684
A. (1) Experimental soil.. ..	11,873	5,246	17,119
B. Land	60,737	7,99,666	8,60,403
C. Works	497	701	1,198
L. Earth-work	738	34,198	34,936
M. Plantations
O. Miscellaneous	27,485	1,82,836	2,10,321
P. Maintenance
Amounts not allocated	2,27,92,219	..
Total, Distributaries	4,12,190	14,68,471	18,80,661	2,27,92,219	..
Deduct—Recoveries from Zamindars and Colonists	1,01,58,500	..
Net Distributaries	4,12,190	14,68,471	18,80,661	1,26,33,719	..
(4) DRAINAGE AND PROTECTIVE WORKS.					
A. Preliminary Expenses ..	36,992	760	37,752	41,869	..
B. Land	673	673	6,31,789	..
C. Works	2,78,850	..
L. Earth-work	56,377	1,65,355	2,21,732	23,76,379	..
K. Buildings	5,095	—5,095
O. Miscellaneous	150	150
P. Maintenance	882	882
Total, Drainage and Protective Works ..	98,464	1,62,725	2,61,189	33,28,887	..
(6) Special Tools and Plant	93,59,266	23,91,374	1,17,50,640	32,46,083	..
(7) Losses on Stock	148	17,791	17,939
Total, I.—Works	{ 2,90,96,213 —2,71,274	{ 1,18,91,406	{ 4,07,16,345	{ 13,88,63,253	{ ..
II.—ESTABLISHMENT.					
1 and 2. Direction and Accounts ..	59,65,883	28,18,312	90,50,210	2,60,02,294	..
3. Executive				
4. Medical	*2,66,015				
5. Special Survey
Total, Establishment	{ 59,65,883 +2,66,015	{ 28,18,312	{ 90,50,210	{ 2,60,02,294	{ ..
Carried over	3,50,56,837	1,47,09,718	4,97,66,555	16,48,65,547	..

LLOYD BARRAGE AND CANALS CONSTRUCTION.

CANAL PROJECT.

No. 2.—Capital Account for, and to end of, 1926-27.

Hheads of Account, 1	Direct Charges.			Cost of Construction as now estimated. 5	Expendi- ture against closed estimates. 6
	Previous. 2	1926-27. 3	Total. 4		
Brought forward ..	Rs. 3,50,56,837	Rs. 1,47,09,718	Rs. 4,97,66,555	Rs. 16,48,65,547	Rs. ..
III.—TOOLS AND PLANT ..	{ 11,51,337 *5,259 }	6,42,251	17,98,847	2,31,44,201	..
IV.—Suspense Accounts ..	10,02,704	5,11,229	15,13,933
Interest ..	7,17,737	27,56,909	34,74,646
Pensionary charges	3,94,563	3,94,563
Grand Total ..	3,79,33,874	1,90,14,670	5,69,48,544	18,80,09,748	..
Deduct—Estimated salvage value of certain buildings and Tool and Plant of the Barrage proper	74,64,680	..
Deduct—Share of cost payable by Khairpur State	25,37,000	..
V.—Less—Receipts on Capital Account.	21,575	41,960	63,535
Net Outlay ..	3,79,12,299	1,89,72,710	5,68,85,009	17,80,08,068	..
Apportionment.					
Chargeable to 49, Irrigation ..	{ 12,599 61,068 }	..	73,687	17,80,08,068	..
Chargeable to 43—Minor Works and Navigation ..	{ (a)8,10,098 —61,088 }	..	7,49,010		
Chargeable to 55—Construction of Irrigation Works ..	3,70,89,602	1,89,72,710	5,60,62,312		
Total ..	3,79,12,299	1,89,72,710	5,68,85,009	17,80,08,068	..

*Corrected as per G. R. (P.W.D.) No. 947, dated 6th June 1927.

(a) Expenditure incurred on preliminary surveys and preparation of Project prior to December 1920, vide G. of I. (P.W.D.) Despatch No. 23 (P. W.), dated 16th December 1920. brought on to the Capital Account of the Project in 1923-24.

LLOYD BARRAGE AND CANALS CONSTRUCTION.

CANAL PROJECT.

No. 4.—Interest Account for, and to end of, 1926-27.

	Amount.		Amount.
	Rs.		Rs.
Total interest charges to end of 1925-26	18,65,612	Net Revenue realized to end of 1925-26 as per No. 3..
Interest charges for the year 1926-27	(a) 10,00,000	Net Revenue realized during 1926-27 as per No. 3
		Total Net Revenue realized to end of the year as per No. 3
		Balance net interest charges ..	28,65,612
Total ..	28,65,612	Total ..	28,65,612

(a) Paragraph 2 of Government Resolution, Public Works Department, No. P.—55/24695, dated 24th April 1926.

No. 5.—Account of Indirect Charges for, and to end of, 1926-27.

Particulars.	Previous.	1926-27.	Total.	Particulars.	Previous.	1926-27.	Total.
	Rs.	Rs.	Rs.		Rs.	Rs.	Rs.
CAPITAL ACCOUNT.				REVENUE ACCOUNT.			
1. Capitalized abatement of Land Revenue (20 times the annual abatement) ..	1,85,571	2,46,760	4,32,331			Nil	
2. Leave and Pension Allowances (14 per cent. gross charges on establishment) ..	(b) 8,05,540	..	8,05,540				
3. Audit and Accounts Establishment (1 per cent. on Works Expenditure) ..	2,85,656	1,18,914	4,04,570				
Total ..	12,76,767	3,65,674	16,42,441				

(b) This amount includes Rs. 4,434 previously taken as "Amount not allocated" but now taken as "Leave and Pension allowances", vide Govt., P. W. D., Resolution No. 947, dated 6th June 1927, and Accountant General's letter No. Bh. 20-1-146, dated 27th April 1927, embodied in the Government Resolution.

LLOYD BARRAGE AND CANALS CONSTRUCTION.

CANAL PROJECT.

No. 6.—Statement comparing Capital Cost to end of 1926-27 with sanctioned Estimates.

Particulars.	Charges against closed sanctions.			Current sanctions.			Total charges to date against old and current sanctions.
	Expenditure against construction estimate.	Expenditure against open capital sanctions.	Total.	Charges to date.	Amount of sanctioned estimate.	Unspent balance of estimate.	
1	2	3	4	5	6	7	8
DIRECT CHARGES.	Rs.	Rs.	Rs.	Rs.	Rs.	Rs.	Rs.
Works	4,07,16,345	13,88,63,253	9,81,46,908	4,07,16,345
Establishment	50,50,210	2,60,02,294	1,69,52,024	90,50,210
Tools and Plant	17,98,847	2,31,41,201	2,13,45,354	17,98,847
Suspense Accounts	15,13,933	..	—15,13,933	15,13,933
Add—Interest	34,74,646	..	—34,74,646	34,74,646
Pensionary charges	3,94,563	..	—3,94,563	3,94,563
Total	5,69,48,544	18,83,09,748	13,10,61,204	5,69,48,544
Less—Salvage value of certain buildings and Tools and Plant on Barrage Proper	74,64,680	74,64,680	..
Deduct—Share of cost payable by Khairpur State	25,37,000	25,37,000	..
Less—Receipts on Capital Account	63,535	..	—63,535	63,535
Net Total	5,68,85,009	17,80,08,068	12,11,23,059	5,68,85,009
INDIRECT CHARGES.							
Capitalized abatement of Land Revenue	4,32,331	19,24,980	14,92,649	4,32,331
Leave and Pension Allowances	8,05,540	36,40,341	28,34,801	8,05,540
Audit and Accounts establishment	4,04,570	..	—4,04,570	4,04,570
Total	16,42,441	55,65,321	39,22,880	16,42,441
Deduct—Share of Indirect charges payable by Khairpur State	25,846	25,846	..
Net Total	16,42,441	55,39,475	38,97,034	16,42,441
GRAND TOTAL	5,85,27,450	18,35,47,543	12,50,20,093	5,85,27,450

Estimate amounting to Rs. 18,35,47,543 sanctioned by the Secretary of State in his telegram No. 1324, dated 7th April 1923, communicated by Government of India (P.W.D.) letter No. 92-1, dated 30th May 1923, vide G.R. (P.W.D.) No. 947, dated 7th September 1925.

GARKINO CANAL.

CANAL PROJECT.

No. 2.—Capital Account for, and to end of, 1926-27.

Heads of Account.	Direct Charges.			Cost of Construction as now estimated.	Expenditure against closed estimates.
	Previous.	1926-1927.	Total.		
1	2	3	4	5	6
I.—WORKS.	Rs.	Rs.	Rs.	Rs.	Rs.
(2) MAIN CANALS AND BRANCHES.					
A. Preliminary Expenses ..	4,158	..	4,158	6,480	..
B. Land	3,852	16,584	20,436	5,000	..
D. Regulators	20,331	..	20,331	16,088	..
G. Bridges	4,517	..	4,517	5,394	..
K. Buildings	2,959	..	2,959	2,960	..
L. Earth-work	38,097	..	38,097	31,286	..
O. Miscellaneous	6,303	..	6,303	6,264	..
Total, Main Canals and Branches ..	80,217	16,584	96,801	73,472	..
(3) DISTRIBUTARIES.					
C. Works	10,054	..	10,054	28,602	..
Total, Distributaries ..	10,054	..	10,054	28,602	..
Total, I.—Works ..	90,271	16,584	1,06,855	1,02,074	..
II.—ESTABLISHMENT.					
1 and 2. Direction and Accounts ..	19,289	3,487	22,776	21,946	..
3. Executive					
4. Medical					
5. Special survey					
Total, Establishment ..	19,289	3,487	22,776	21,946	..
Carried over ..	1,09,560	20,071	1,29,631	1,24,020	..

GARKINO CANAL.

CANAL PROJECT.

No. 2.—Capital Account for, and to end of, 1926-27.

Heads of Account.	Direct Charges.			Cost of Construction as now estimated.	Expenditure against closed estimates.
	Previous.	1926-27.	Total.		
1	2	3	4	5	6
Brought forward ..	Rs. 1,09,560	Rs. 20,071	Rs. 1,29,631	Rs. 1,24,020	Rs. ..
III.—TOOLS AND PLANT ..	560	104	664	1,531	..
IV.—Suspense Accounts
Pensionary charges	488	488
GRAND TOTAL ..	1,10,120	20,663	1,30,783	1,25,551	..
V.—Less—Receipts on Capital Account
Net Outlay ..	1,10,120	20,663	1,30,783	1,25,551	..
Apportionment.					
Chargeable to 55—Construction of Irrigation Works ..	1,10,120	20,663	1,30,783	1,25,551	..
Total ..	1,10,120	20,663	1,30,783	1,25,551	..

GARKINO CANAL.

CANAL PROJECT.

No. 4.—Interest Account for, and to end of, 1926-27.

	Amount.		Amount.
	Rs.		Rs.
Total interest charges to end of 1925-26	17,004	Net Revenue realized to end of 1925-26 as per No. 3
Interest charges for the year 1926-27	6,794	Net Revenue realized during 1926-27 as per No. 3
On Rs. 1,20,452 outlay from 1917-18 to 1925-26 and half of 1926-27 at the flat rate 5.64 per cent. ..		Total Net Revenue realized to end of the year as per No. 3
		Balance net interest charges ..	23,798
Total ..	23,798	Total ..	23,798

No. 5.—Account of Indirect Charges for, and to end of, year 1926-27.

Particulars.	Previous.	1926-1927.	Total.	Particulars.	Previous.	1926-1927.	Total.
	Rs.	Rs.	Rs.		Rs.	Rs.	Rs.
CAPITAL ACCOUNT.				REVENUE ACCOUNT.			
1. Capitalized abatement of Land Revenue	3,346	3,346			Nil.	
2. Leave and Pension Allowances ..	2,700	..	2,700				
3. Audit and Accounts Establishment ..	903	166	1,069				
Total ..	3,603	3,512	7,115				

GARKINO CANAL.

CANAL PROJECT.

No. 6.—Statement comparing Capital Cost to end of 1926-27 with sanctioned Estimates.

Particulars.	Charges against closed sanctions.			Current sanctions.			Total charges to date against old and current sanctions.
	Expenditure against construction estimate.	Expenditure against open Capital sanctions.	Total.	Charges to date.	Amount of sanctioned Estimate.	Unspent balance of Estimate.	
1	2	3	4	5	6	7	8
DIRECT CHARGES.	Rs.	Rs.	Rs.	Rs.	Rs.	Rs.	Rs.
Works	1,06,855	1,02,074	—4,781	1,06,855
Establishment	22,776	21,946	—830	22,776
Tools and Plant	664	1,531	867	654
Suspense Accounts
Pensionary charges	488	..	—488	488
Total	1,30,783	1,25,551	—5,232	1,30,783
Less—Receipts on Capital Account
Net Total	1,30,783	1,25,551	—5,232	1,30,783
INDIRECT CHARGES.							
Capitalized abatement of Land Revenue	3,346	..	—3,346	3,346
Leave and Pension Allowances	2,700	3,070	370	2,700
Audit and Accounts	1,069	1,021	—48	1,069
Total	7,115	4,091	—3,024	7,115
GRAND TOTAL	1,37,898	1,29,642	—8,256	1,37,898

Revised Estimate sanctioned in G. R. (P. W. D.), No. 2965, dated 20th May 1924.

GADIKERI TANK.

TANK PROJECT.

No. 3.—Revenue Account for, and to end of, 1926-27.

Receipts.	TOTAL.			Charges.	TOTAL.		
	Previous.	1926-27.	Total.		Previous.	1926-27.	Total.
I.—DIRECT RECEIPTS.	Rs.	Rs.	Rs.	I.—EXTENSIONS AND IMPROVEMENTS ..	Rs.	Rs.	Rs.
1. Water-rates from Irrigation ..	8,959	..	8,959	II.—MAINTENANCE AND REPAIRS.
6. Other canal produce ..	90	..	90	1. Head Works..	8,438	97	8,535
Total ..	9,049	..	9,049	2. Main Canals and Branches ..	1,743	..	1,743
II.—INDIRECT RECEIPTS.				Total ..	10,181	97	10,278
Irrigation share of Land Revenue collected in the Civil Department.	89,996	2,356	92,352	III.—COMPENSATION
				IV.—ESTABLISHMENT.			
				1 and 2. Direction and Accounts. } 4,257	41	4,298	
				3. Executive ..			
				V.—TOOLS AND PLANT ..	136	3	139
				Pensionary charges.	..	6	6
				Profit and Loss—			
				VI.—REFUNDS OF REVENUE..	2,021	..	2,021
				Total ..	16,595	147	16,742
				Share of collection charges in the Civil Department.	9,899	236	10,135
				Total Direct Charges ..	26,494	383	26,877
				Indirect Charges debitable to Revenue Account as per Account No. 5 ..	611	1	612
Total ..	89,996	2,356	92,352	Total Charges ..	27,105	384	27,489
Total Receipts ..	99,045	2,356	1,01,401	Balance Net Revenue ..	71,940	1,972	73,912
GRAND TOTAL ..	99,045	2,356	1,01,401	GRAND TOTAL ..	99,045	2,356	1,01,401

N.B.—Last Capital Account detailed in the Administrative Accounts for 1905-06.
 Construction estimate closed on 31st March 1882—vide G.R. No. 1411, dated 12th September 1893.
 Completion Report approved in G. R. No. 101, dated 18th January 1894.

GADIKERI TANK.

TANK PROJECT.

No. 4.—Interest Account for, and to end of, 1926-27.

	Amount. Rs.		Amount. Rs.
Total interest charges to end of 1925-26	21,193	Net Revenue realized to end of 1925-26 as per No. 3 ..	71,940
Interest charges for the year 1926-27	544	Net Revenue realized during 1926-27 as per No. 3 ..	1,972
On Rs. 16,363 outlay to end of the year 1916-17 at the average rate 3.3252 per cent. ..	544	Total Net Revenue realized to end of the year as per No. 3	73,912
		Balance net interest charges ..	-52,175
Total ..	21,737	Total ..	21,737

No 5.—Account of Indirect Charges for, and to end of, 1926-27.

Particulars.	Previous.	1926-27.	Total.	Particulars.	Previous.	1926-27.	Total.
	Rs.	Rs.	Rs.		Rs.	Rs.	Rs.
CAPITAL ACCOUNT.		Nil.		REVENUE ACCOUNT.			
				2. Leave and Pension Allowances ..	595	..	595
				3. Audit and Accounts Establishment ..	16	1	17
				Total ..	611	1	612

MAVINKOP TANK.

TANK PROJECT.

No. 3.—Revenue Account for, and to end of, 1926-27.

Receipts.	TOTAL.			Charges.	TOTAL.		
	Previous.	1926-1927.	Total.		Previous.	1926-1927.	Total.
	Rs.	Rs.	Rs.		Rs.	Rs.	Rs.
I.—DIRECT RECEIPTS.				I.—EXTENSIONS AND IMPROVEMENTS.			
5. Plantations ..	28	..	28	1. Head Works ..	1,440	..	1,440
6. Other canal produce. }				3. Distributaries..	158	..	158
11. Miscellaneous receipts ..	169	..	169	Total ..	1,598	..	1,598
Total ..	197	..	197				
II.—INDIRECT RECEIPTS.				II.—MAINTENANCE AND REPAIRS.			
Irrigation share of Land Revenue collected in the Civil Department.	72,248	1,730	73,978	1. Head Works ..	4,322	100	4,422
				2. Main Canals and Branches ..	2,951	..	2,951
				3. Distributaries..	348	..	348
				Total ..	7,621	100	7,721
				III.—COMPENSATION
				IV.—ESTABLISHMENT.			
				1 and 2. Direction and Accounts, 3. Executive ..	7,180	41	7,221
				V.—TOOLS AND PLANT ..	208	3	211
Total ..	72,248	1,730	73,978	Pensionary charges	..	6	6
Total Receipts ..	72,445	1,730	74,175	Carried over ..	16,607	150	16,757
Carried over ..	72,445	1,730	74,175				

MAVINKOP TANK.

TANK PROJECT.

No. 3.—Revenue Account for, and to end of, 1926-27.

Receipts.	TOTAL.			Charges.	TOTAL.		
	Previous.	1926-1927.	Total.		Previous.	1926-1927.	Total.
	Rs.	Rs.	Rs.		Rs.	Rs.	Rs.
Brought forward ..	72,445	1,730	74,175	Brought forward ..	16,607	150	16,757
				Profit and Loss—
				VI.—REFUNDS OF REVENUE..
				Total ..	16,607	150	16,757
				Share of collection charges in the Civil Department.	7,234	172	7,407
				Total Direct Charges ..	23,841	322	24,164
				Indirect Charges debitable to Revenue Account as per Account No. 5 ..	1,020	1	1,021
				Total Charges ..	24,861	324	25,185
				Balance Net Revenue ..	47,584	1,406	48,990
GRAND TOTAL ..	72,445	1,730	74,175	GRAND TOTAL ..	72,445	1,730	74,175

N.B.—Last Capital Account detailed in the Administrative Accounts for 1901-1902.
 Construction estimate closed on 31st March 1882—vide G.R. No. 1411, dated 12th September 1893.
 Completion report approved in G.R. No. 1138, dated 16th July 1894.

MAVINKOP TANK.

TANK PROJECT.

No. 4.—Interest Account for, and to end of, 1926-27.

	Amount. Rs.		Amount. Rs.
Total interest charges to end of 1925-1926	51,106	Net Revenue realized to end of 1925-1926 as per No. 3 ..	47,584
Interest charges for the year 1926-1927	1,004	Net Revenue realized during 1926-1927 as per No. 3 ..	1,406
On Rs. 30,185 outlay to end of the year 1916-17 at the average rate 3.3252 per cent. ..	1,004	Total Net Revenue realized to end of the year as per No. 3 ..	48,990
		Balance net interest charges ..	3,120
Total ..	52,110	Total ..	52,110

No. 5.—Account of Indirect Charges for, and to end of, 1926-27.

Particulars.	Previous.	1926-1927.	Total.	Particulars.	Previous.	1926-1927.	Total.
CAPITAL ACCOUNT.	Rs.	Rs.	Rs.	REVENUE ACCOUNT.	Rs.	Rs.	Rs.
		Nil.		2. Leave and Pension Allowances ..	1,005	..	1,005
				3. Audit and Accounts Establishment ..	15	1	16
				Total ..	1,020	1	1,021

SHAHADA CHANNEL.

CANAL PROJECT.

No. 2.—Capital Account for, and to end of, 1926-27.

Heads of Account. 1	Direct Charges.			Cost of Construction as now estimated. (Construction estimate closed during 1921-1922.) 5	Expenditure against closed estimates. 6
	Previous. 2	1926-27. 3	Total. 4		
I.—WORKS.	Rs.	Rs.	Rs.	Rs.	Rs.
(1) HEAD WORKS.					
O. Miscellaneous	40	..	40	40	40
Total Head Works ..	40	..	40	40	40
(2) MAIN CANALS AND BRANCHES.					
B. Land	8,046	..	8,046	8,046	8,046
D. Regulators	2,761	..	2,761	2,761	2,761
F. (1) Other cross drainage Work ..	9,654	4,002	13,656	13,656	13,656
G. Bridges	2,239	..	2,239	2,239	2,239
L. Earth-work	3,582	115	3,697	3,697	3,697
O. Miscellaneous	716	..	716	716	716
Total Main Canals and Branches ..	26,998	4,117	31,115	31,115	31,115
Unclassified Outlay ..	29,535	..	29,535	29,535	29,535
Total I.—Works ..	56,573	4,117	60,690	60,690	60,690
II.—ESTABLISHMENT.					
1 and 2. Direction and Accounts ..	37,604	802	38,406	38,406	38,406
3. Executive					
4. Medical					
Total Establishment ..	37,604	802	38,406	38,406	38,406
III.—TOOLS AND PLANT ..	1,396	135	1,531	1,531	1,531
Pensionary charges	112	112	112	112
Grand Total ..	95,573	5,166	1,00,739	1,00,739	1,00,739
V.—Less—Receipts on Capital Account
Net Outlay ..	95,573	5,166	1,00,739	1,00,739	1,00,739

ADMINISTRATIVE ACCOUNTS FOR THE YEAR 1926-27.

135

SHAHADA CHANNEL.

CANAL PROJECT.

No. 2.—Capital Account for, and to end of, 1926-27.

Heads of Account. 1	Direct Charges.			Cost of Construction as now estimated. (Construction estimate closed during 1921-22.) 5	Expenditure against closed estimates. 6
	Previous. 2	1926-27. 3	Total: 4		
	Rs.	Rs.	Rs.	Rs.	Rs.
<i>Apportionment.</i>					
Chargeable to 15, Other Revenue Expenditure	62,031	..	62,031	62,031	62,031
Chargeable to 55, Construction of Irrigation Works	33,542	5,166.	38,708	38,708	38,708
Total ..	95,573	5,166	1,00,739	1,00,739	1,00,739

SHAHADA CHANNEL.

CANAL PROJECT.

No. 3.—Revenue Account for, and to end of, 1926-27.

Receipts.	TOTAL.			Charges	TOTAL.		
	Previous.	1926-27.	Total.		Previous.	1926-27.	Total.
	Rs.	Rs.	Rs.		Rs.	Rs.	Rs.
I.—DIRECT RECEIPTS.				I.—EXTENSIONS AND IMPROVEMENTS.			
1. Water-rates from Irrigation.	17,193	4,440	21,633				
3. Sales of water..	25	..	25	2. Main Canals and Branches ..	6,066	823	6,889
6. Other canal produce ..	49	..	49				
10. Fines ..	282	20	302	Total ..	6,066	823	6,889
11. Miscellaneous receipts ..	140	..	140				
12.—Deduct Refunds.	71	30	101	II.—MAINTENANCE AND REPAIRS.			
				1. Head Works ..	738	..	738
Total ..	17,618	4,430	22,048	2. Main Canals and Branches ..	1,940	846	2,786
				3. Distributaries.	9	..	9
II.—INDIRECT RECEIPTS.				Total ..	2,687	846	3,533
Irrigation share of Land Revenue collected in the Civil Department.	23,660	6,160	29,820				
				III.—COMPENSATION.
				IV.—ESTABLISHMENT.			
				1 and 2. Direction and Accounts	9,214	27	9,241
				3. Executive ..			
Total ..	23,660	6,160	29,820	V.—TOOLS AND PLANT ..	359	55	414
Total Receipts ..	41,278	10,590	51,868	Pensionary charges	..	4	4
Carried over ..	41,278	10,590	51,868	Carried over ..	18,326	1,755	20,081

ADMINISTRATIVE ACCOUNTS FOR THE YEAR 1926-27.

137

SHAHADA CHANNEL.

CANAL PROJECT.

No. 3.—Revenue Account for, and to end of, 1926-27.

Receipts.	TOTAL.			Charges.	TOTAL.		
	Previous.	1926-27.	Total.		Previous.	1926-27.	Total.
	Rs.	Rs.	Rs.		Rs.	Rs.	Rs.
Brought forward..	41,278	10,590	51,868	Brought forward..	18,326	1,755	20,081
				Profit and Loss—
				VI.—REFUNDS OF REVENUE..
				Suspense Account.
				Total ..	18,326	1,755	20,081
				Share of Collection Charges in the Civil Department.	3,244	750	3,994
				Total Direct Charges ..	21,570	2,505	24,075
				Indirect Charges debitable to Revenue Account as per Account No. 5 ..	1,377	17	1,394
				Total Charges ..	22,947	2,522	25,469
				Balance Revenue Net ..	18,331	8,068	26,399
GRAND TOTAL ..	41,278	10,590	51,868	GRAND TOTAL ..	41,278	10,590	51,868

N.B.—Construction Estimate closed during 1921-22.

Completion Report approved in G. R. No. 1918, dated 9th June 1923.

SHAHADA CHANNEL.

CANAL PROJECT.

No. 4.—Interest Account for, and to end of, 1926-27.

	Amount		Amount
	Rs.		Rs.
Total interest charges to end of 1925-26	10,910	Net Revenue realized to end of 1925-26 as per No. 3	18,331
Interest charges for the year 1926-27	4,125	Net Revenue realized during 1926-27 as per No. 3	8,068
Rs.			
On Rs. 60,981 outlay to end of the year 1916-17 at the average rate 3·3252 per cent... ..	2,028	Total Net Revenue realized to end of the year as per No. 3	26,399
On subsequent outlay Rs. 37,175 at the flat rate 5·64 per cent.	2,097	Balance net interest charges	-11,364
Total	15,035	Total	15,035

No. 5.—Account of Indirect Charges for, and to end of, 1926-27.

Particulars.	Previous.	1926-27.	Total.	Particulars.	Previous.	1926-27.	Total.
	Rs.	Rs.	Rs.		Rs.	Rs.	Rs.
CAPITAL ACCOUNT.				REVENUE ACCOUNT.			
1. Capitalized abatement of Land Revenue	1,232	..	1,232	1. Capitalized abatement of Land Revenue
2. Leave and Pension Allowances	5,264	..	5,264	2. Leave and Pension Allowances	1,290	..	1,290
3. Audit and Accounts Establishment	271	41	312	3. Audit and Accounts Establishment	87	17	104
Total	6,767	41	6,808	Total	1,377	17	1,394

SHAHADA CHANNEL.

CANAL PROJECT.

No. 6.—Statement comparing Capital Cost to end of 1926-27 with sanctioned Estimates.

Particulars.	Charges against closed sanctions.			Current sanctions.			Total charges to date against old and current sanctions.
	Expenditure against construction Estimate.	Expenditure against open Capital sanctions.	Total.	Charges to date.	Amount of sanctioned Estimate.	Unspent balance of Estimate.	
1	2	3	4	5	6	7	8
DIRECT CHARGES.	Rs.	Rs.	Rs.	Rs.	Rs.	Rs.	Rs.
Works ..	29,535	31,155	60,690	60,690
Establishment ..	32,161	6,245	38,406	38,406
Tools and Plant ..	335	1,196	1,531	1,531
Suspense Accounts
Pensionary charges	112	112	112
Total ..	62,031	38,708	1,00,739	1,00,739
Less—Receipts on Capital Account
Net Total ..	62,031	38,708	1,00,739	1,00,739
INDIRECT CHARGES.							
Capitalized abatement of Land Revenue	1,232	1,232	1,232
Leave and Pension Allowances ..	4,503	761	5,264	5,264
Audit and Accounts	312	312	312
Total ..	4,503	2,305	6,808	6,808
GRAND TOTAL ..	66,534	41,013	1,07,547	1,07,547

EASTERN NARA WORK.

CANAL PROJECT.

No. 2.—Capital Account for, and to end of, 1926-1927.

Heads of Account 1	Direct Charges.			Cost of Construction as now estimated. (Construction estimate closed on 31st March 1898.) 5	Expenditure against closed estimates 6
	Previous. 2	1926-27. 3	Total. 4		
I.—WORKS.	Rs.	Rs.	Rs.	Rs.	Rs.
(1) HEAD WORKS.					
B. Land	1,638	..	1,638	1,638	1,638
C. Works	12,33,300	..	12,33,300	12,33,300	12,33,300
K. Buildings	1,862	..	1,862	1,862	1,862
Total, Head Works ..	12,36,800	..	12,36,800	12,36,800	12,36,800
(2) MAIN CANALS AND BRANCHES.					
A. Preliminary Expenses ..	6,455	..	6,455	4,583	2,710
B. Land	7,539	254	7,793	1,600	..
C. Works	18,148	..	18,148	21,616	..
D. Regulators	3,35,426	..	3,35,426	3,36,088	3,17,327
G. Bridges	1,67,386	..	1,67,386	1,69,643	1,61,703
H. Escapes	45,632	..	45,632	45,632	45,632
K. Buildings	1,49,461	..	1,49,461	1,49,809	1,42,012
L. Earth-work	11,05,044	3,416	11,08,460	11,47,913	7,66,537
M. Plantations	16,742	..	16,742	17,314	16,742
N. Tanks and Reservoirs ..	1,441	..	1,441	1,441	1,441
O. Miscellaneous	40,384	80	40,464	39,084	32,121
P. Maintenance	1,587	..	1,587	8,214	..
Total, Main Canals and Branches ..	18,95,245	3,750	18,98,995	19,42,937	14,86,225
Carried over ..	31,32,045	3,750	31,35,795	31,79,737	27,23,025

EASTERN NARA WORK.

CANAL PROJECT.

No. 2.—Capital Account for, and to end of, 1926-27.

Heads of Account. 1	Direct Charges.			Cost of Construction as now estimated. (Construction estimate closed on 31st March 1898)	Expenditure against closed estimates.
	Previous. 2	1926-27. 3	Total. 4		
Brought forward ..	Rs. 31,32,045	Rs. 3,750	Rs. 31,35,795	Rs. 31,79,737	Rs. 27,23,025
(3) DISTRIBUTARIES.					
A. Preliminary Expenses ..	14,821	..	14,821	15,666	14,166
B. Land	36,407	..	36,407	21,151	19,751
C. Works	3,47,754	..	3,47,754	3,48,079	3,33,671
L. Earth-work ..	2,95,837	..	2,95,837	2,83,540	2,45,918
M. Plantations ..	29	..	29	29	29
O. Miscellaneous ..	64,740	..	64,740	65,096	55,932
P. Maintenance ..	1,073	..	1,073	4,312	548
Total, Distributaries ..	7,60,661	..	7,60,661	7,37,873	6,70,015
(4) DRAINAGE AND PROTECTIVE WORKS.					
A. Preliminary Expenses ..	65,327	..	65,327	65,327	65,327
B. Land	2,832	..	2,832	2,832	2,832
C. Works	2,38,182	..	2,38,182	2,38,182	2,38,182
L. Earth-work ..	20,29,845	..	20,29,845	20,29,845	20,29,845
O. Miscellaneous ..	425	..	425	425	425
Total, Drainage and Protective Works.	23,36,611	..	23,36,611	23,36,611	23,36,611
(6) SPECIAL TOOLS AND PLANT ..	3,19,756	..	3,19,756	3,19,756	3,19,756
(7) LOSSES ON STOCK					
Difference of Revised Estimate sanctioned in G. R. No. 5,865 dated 7th September 1925	31,723	..
Total, I—Works ..	65,49,073	3,750	65,52,823	66,05,700	60,49,407

EASTERN NARA WORK.

CANAL PROJECT.

No. 2.—Capital Account for, and to end of, 1926-27.

Heads of Account.	Direct Charges.			Cost of Construction as now estimated. (Construction estimate closed on 31st March 1898.)	Expenditure against closed estimates.
	Previous.	1926-27.	Total.		
	2	3	4	5	6
Brought forward ..	Rs. 65,49,073	Rs. 3,750	Rs. 65,52,823	Rs. 66,03,700	Rs. 60,49,407
II.—ESTABLISHMENT.					
1 and 2. Direction and Accounts ..	} 16,59,751	1,307	16,61,058	} 16,49,919	15,30,345
3. Executive	4,882		
5. Special Survey ..		4,882	..		
Total, II.—Establishment ..	16,64,633	1,307	16,65,940	16,49,949	15,30,345
III.—TOOLS AND PLANT ..	87,611	86	87,697	87,952	79,607
IV.—Suspense Accounts
Pensionary charges	183	183
GRAND TOTAL ..	83,01,317	5,326	83,06,643	83,43,601	76,59,359
V.—Less—Receipts on Capital Account.	176	..	176	176	176
Net Outlay ..	83,01,141	5,326	83,06,467	83,43,425	76,59,183
Apportionment.					
Chargeable to 49—Irrigation ..	47,15,370	..	47,15,370	} 83,43,425	76,59,183
Chargeable to 43—Minor Works and Navigation ..	23,89,790	..	23,89,790		
Chargeable to 55—Construction of Irrigation Works ..	11,95,981	5,326	12,01,307		
Total ..	83,01,141	5,326	83,06,467	83,43,425	76,59,183

EASTERN NARA.

CANAL PROJECT.

No. 3.—Revenue Account for, and to end of, 1926-27.

Receipts.	TOTAL.			Charges.	TOTAL.		
	Previous.	1926-27.	Total.		Previous.	1926-27.	Total.
	Rs.	Rs.	Rs.		Rs.	Rs.	Rs.
I.—DIRECT RECEIPTS.				I.—EXTENSIONS AND IMPROVEMENTS.			
1. Water-rates from Irrigation ..	4,77,694	3,125	4,80,819	1. Head Works ..	68,905	..	68,905
3. Sales of water ..	35,691	2,461	38,152	2. Main Canals and Branches ..	3,68,184	11,937	3,80,121
5. Plantations ..	3,10,121	523	3,14,546	3. Distributaries.	39,187	..	39,187
6. Other canal produce ..		3,902		4. Drainage and Protective Works.	2,49,841	..	2,49,841
8. Navigation ..	9,011	..	9,011				
9. Rents of buildings ..	794	1,223	2,017	Total ..	7,26,117	11,937	7,38,054
10. Fines ..	55,509	4,162	59,671				
11. Miscellaneous receipts ..	6,21,620	4,281	6,25,901	II.—MAINTENANCE AND REPAIRS.			
12. Deduct—Refunds ..	958	143	1,101	1. Head Works ..	5,82,937	..	5,82,937
Total ..	15,09,482	19,534	15,29,016	2. Main Canals and Branches ..	32,55,301	1,79,202	34,34,503
				3. Distributaries ..	72,382	..	72,382
II. INDIRECT RECEIPTS.				4. Drainage and Protective Works.	9,86,805	34,385	10,21,190
Irrigation share of Land Revenue collected in the Civil Department.	2,46,14,294	4,81,215	2,50,95,509	Unclassified outlay.	5,36,057	..	5,36,057
4 per cent. on 9/10ths of the proceeds from sales of occupancy rights per Govt. of India Nos. 53 & 58-A. I., dated respectively 20th June and 1st August 1889, communicated under Government Resolution No. 1209, dated 10th July, and No. 1913, dated 7th November 1839.	85,688	6,439	92,127	Total ..	15,33,482	2,13,587	56,47,069
Total ..	2,46,59,982	4,87,654	2,51,87,636	IV.—ESTABLISHMENT.			
				1 & 2. Direction and Accounts ..	26,69,395	1,39,108	28,08,503
				3. Executive ..			
				V.—TOOLS AND PLANT ..	70,754	4,550	75,304
Total ..	2,62,09,464	5,07,188	2,67,16,652	Pensionary charges.	...	19,476	19,476
Total, Receipts ..	2,62,09,464	5,07,188	2,67,16,652	Carried over ..	88,99,748	3,88,658	92,88,406
Carried over ..	2,62,09,464	5,07,188	2,67,16,652				

EASTERN NARA.

CANAL PROJECT.

No. 3.—Revenue Account for, and to end of, 1926-27.

Receipts.	TOTAL			Charges.	TOTAL		
	Previous.	1926-27.	Total.		Previous.	1926-27.	Total.
	Rs.	Rs.	Rs.		Rs.	Rs.	Rs.
Brought forward ..	2,62,09,46	5,07,188	2,67,16,652	Brought forward ..	88,99,748	3,88,618	92,88,466
<i>Note.</i> —Loss to the canal on account of difference between assessment of water-rates on jaghir lands and also on lands in Khilat Territory and assessment at the ordinary rates in force for Government lands noted here per Government of India letter No. 233-I, dated 14th June 1883, communicated under Government Resolution No. 400, dated 11th August 1883. Rs. To end of 1925-1926 7,70,749 Loss for 1926-1927.. 13,051 Total 7,83,791				VI.—REFUNDS OF REVENUE..	8,042	..	8,042
				Suspense Account ..	27	..	27
				Deduct—Recoveries on Revenue Account.	2,046	..	2,046
				Total ..	89,05,771	3,88,658	92,94,429
				Share of collection charges in the Civil Department.	18,51,221	29,485	18,80,706
				Total, Direct Charges	1,07,56,992	4,18,143	1,11,75,135
				Indirect Charges debitable to Revenue Account as per Account No. 5 ..	4,12,172	2,256	4,14,428
				Total, Charges ..	1,11,69,164	4,20,399	1,15,89,563
				Balance Net Revenue ..	1,50,40,300	86,785	1,51,27,089
				GRAND TOTAL ..	2,62,09,464	5,07,188	2,67,16,652

N.B.—Construction estimate closed on 31st March 1898—vide G. R. No. 1766, dated 18th November 1895.
 Completion report approved in G. R. No. 438, dated 17th February 1913.

EASTERN NARA WORKS.

CANAL PROJECT.

No. 4.—Interest Account for, and to end of, 1926-27.

	Amount.		Amount.
	Rs.		Rs.
Total interest charges to end of 1925-26	1,23,22,953	Net Revenue realized to end of 1925-26 as per No. 3	1,50,40,300
Interest charges for the year 1926-27	3,11,395	Net Revenue realized during 1926-27 as per No. 3	86,789
On Rs. 67,79,815 outlay to end of the year 1916-17 at the average rate 3.3252 per cent. ..	2,25,442	Total Net Revenue realized to end of the year as per No. 3	1,51,27,089
On the subsequent outlay Rs. 15,23,989 at the flat rate 5.64 per cent. ..	85,953	Balance net interest charges ..	24,92,741
Total ..	1,26,34,348	Total ..	1,26,34,348

No. 5.—Account of Indirect Charges for, and to end of, year 1926-27.

Particulars.	Previous.	1926-27.	Total.	Particulars.	Previous.	1926-27.	Total.
	Rs.	Rs.	Rs.		Rs.	Rs.	Rs.
CAPITAL ACCOUNT.				REVENUE ACCOUNT.			
1. Capitalized abatement of Land Revenue ..	9,533	..	9,533	1. Capitalized abatement of Land Revenue ..	550	..	550
2. Leave and Pension Allowances ..	2,77,001	..	2,77,001	2. Leave and Pension Allowances ..	4,00,379	..	4,00,379
3. Audit and Accounts Establishment ..	9,413	38	9,451	3. Audit and Accounts Establishment ..	11,243	2,256	13,499
Total ..	2,95,947	38	2,95,985	Total ..	4,12,172	2,256	4,14,428

EASTERN NARA WORKS.

TANK PROJECT.

No. 6.—Statement comparing Capital Cost to end of 1926-27 with sanctioned Estimates.

Particulars.	Charges against closed sanctions.			Current sanctions.			Total charges to date against old and current sanctions.
	Expenditure against construction estimate.	Expenditure against open capital sanctions.	Total.	Charges to date.	Amount of sanctioned estimate.	Unspent balance of estimate.	
1	2	3	4	5	6	7	8
	Rs.	Rs.	Rs.	Rs.	Rs.	Rs.	Rs.
DIRECT CHARGES.							
Works ..	48,30,172	12,19,235	60,49,437	5,03,416	5,56,293	52,877	65,52,823
Establishment ..	11,84,114	3,46,231	15,30,345	1,35,595	1,19,604	—15,991	16,65,940
Tools and Plant ..	50,880	28,727	79,607	8,090	8,345	255	87,697
Pensionary charges	183	..	—183	183
Total ..	60,65,166	15,94,193	76,59,359	6,47,284	6,84,242	36,958	83,06,643
Less—Receipts on Capital Account ..	179	—3	176	176
Net Total ..	60,64,987	15,94,196	76,59,183	6,47,284	6,84,242	36,958	83,06,467
INDIRECT CHARGES.							
Capitalized abatement of Land Revenue ..	2,669	415	3,084	6,449	12,364	5,915	9,533
Leave and Pension Allowances ..	2,09,728	48,472	2,58,200	18,801	16,745	—2,056	2,77,001
Audit and Accounts Establishment	4,417	4,417	5,034	5,562	528	9,451
Total ..	2,12,397	53,304	2,65,701	30,284	34,671	4,387	2,95,985
GRAND TOTAL ..	62,77,384	16,47,500	79,24,884	6,77,568	7,18,913	41,345	86,02,452

Revised Estimate sanctioned in G. R. (P. W. D.), No. 586, dated 7th September 1925	Rs.	3,32,253
Estimate sanctioned in G. R., P. W. D., No. 1598, dated 29th December 1926	..	3,86,660
		7,18,913

JAMRAO CANAL.

CANAL PROJECT.

No. 2.—Capital Account for, and to end of, 1926-27.

Heads of Account.	DIRECT CHARGES.			Cost of construction as now estimated (construction estimate closed on 31st March 1902).	Expenditure against closed estimates.
	Previous.	1926-27.	Total.		
1	2	3	4	5	6
I.—WORKS.					
(1) HEAD WORKS.					
A. Preliminary Expenses ..	4,738	..	4,738	4,738	4,738
B. Land	90,714	..	90,714	90,714	90,714
C. Works	17,00,934	..	17,00,934	17,00,934	17,00,934
K. Buildings	1,01,411	..	1,01,411	1,01,411	1,01,411
O. Miscellaneous	31,921	..	31,921	31,921	31,921
P. Maintenance	25,550	..	25,550	25,550	25,550
Total, Head Works ..	19,55,268	..	19,55,268	19,55,268	19,55,268
(2) MAIN CANALS AND BRANCHES.					
A. Preliminary Expenses ..	32,466	..	32,466	32,466	32,466
B. Land	30,215	..	30,215	30,215	30,215
D. Regulators	3,99,426	..	3,99,426	3,99,426	3,99,426
E. Falls and Weirs	85,625	..	85,625	85,625	85,625
F. (1) Other cross drainage works ..	1,83,594	..	1,83,594	1,83,594	1,83,594
G. Bridges	1,71,475	..	1,71,475	1,71,475	1,71,475
H. Escapes	44,222	..	44,222	44,222	44,222
K. Buildings	3,95,160	..	3,95,160	3,95,160	3,95,160
L. Earth-work	27,63,274	..	27,63,274	28,15,502	25,46,929
M. Plantations	45,869	..	45,869	45,869	45,869
O. Miscellaneous	57,290	..	57,290	57,290	57,290
P. Maintenance	26,088	..	26,088	26,088	26,088
Total, Main Canals and Branches ..	42,34,704	..	42,34,704	42,86,932	40,18,359
Carried over ..	61,89,972	..	61,89,972	62,42,200	59,73,627

JAMRAO CANAL

CANAL PROJECT.

No. 2.—Capital Account for, and to end of, 1926-27.

Hheads of Account. 1	Direct Charges.			Cost of construction as now estimated (construction estimate closed on 31st March 1902). 5	Expenditure against closed estimates. 6
	Previous. 2	1926-27. 3	Total. 4		
	Rs.	Rs.	Rs.	Rs.	Rs.
Brought forward ..	61,59,972	..	61,59,972	62,42,200	59,73,627
(3) DISTRIBUTARIES.					
A. Preliminary Expenses ..	9,409	..	9,409	9,409	9,409
B. Land	11,529	..	11,529	11,529	11,529
C. Works	3,64,138	..	3,64,138	3,64,138	3,64,138
L. Earth-work	7,60,016	..	7,60,016	7,60,016	7,60,016
O. Miscellaneous	17,234	—233	17,001	17,001	17,001
P. Maintenance	10,041	..	10,041	10,041	10,041
Total, Distributaries ..	11,72,367	—233	11,72,134	11,72,134	11,72,134
(4) DRAINAGE AND PROTECTIVE WORKS.					
A. Preliminary Expenses ..	363	..	363	363	363
C. Works	23,824	..	23,824	23,824	23,824
L. Earth-work	31,145	..	31,145	31,145	31,145
O. Miscellaneous	9,134	..	9,134	9,134	9,134
Total, Drainage and Protective Works.	64,466	..	64,466	64,466	64,466
SPECIAL TOOLS AND PLANT ..	2,86,980	..	2,86,980	2,86,980	2,86,980
(7) LOSSES ON STOCK. Total, I.—Works ..	77,13,785	—233	77,13,552	77,65,780	74,97,207

ADMINISTRATIVE ACCOUNTS FOR THE YEAR 1926-27.

149

JAMRAO CANAL.

CANAL PROJECT.

No. 2.—Capital Account for, and to end of, 1926-27.

Heads of Account.	Direct Charges.			Cost of construction as now estimated (construction estimate closed on 31st March 1902).	Expenditure against closed estimates.
	Previous.	1926-27.	Total.		
1	2	3	4	5	6
	Rs.	Rs.	Rs.	Rs.	Rs.
Brought forward ..	77,13,785	—233	77,13,552	77,65,780	74,97,207
II.—ESTABLISHMENT.					
1 and 2. Direction and Accounts ..	16,61,922	—81	16,61,841	16,79,621	16,21,878
3. Executive ..					
4. Medical ..					
Total, Establishment ..	16,61,922	—81	16,61,841	16,79,621	16,21,878
III.—TOOLS AND PLANT ..	1,91,597	—5	1,91,592	1,91,361	1,87,333
IV.—Suspense Accounts ..	4,606	..	4,606	4,606	4,606
Pensionary charges	—11	—11	—11	—11
Grand Total ..	95,71,910	—330	95,71,580	96,41,357	93,11,013
V.—Less—Receipts on Capital Account.	981	..	981	981	981
Net Outlay ..	95,70,929	—330	95,70,599	96,40,376	93,10,032
Apportionment.					
Chargeable to 49—Irrigation ..	87,79,885	..	87,79,885	96,40,376	93,10,032
Chargeable to 55—Construction of Irrigation Works ..	7,91,044	—330	7,90,714		
Total ..	95,70,929	—330	95,70,599	96,40,376	93,10,032

JAMRAO CANAL.

CANAL PROJECT.

No. 3.—Revenue Account for, and to end of, 1926-27.

Receipts.	TOTAL.			Charges.	TOTAL.		
	Previous.	1926-27.	Total.		Previous.	1926-27.	Total.
I.—DIRECT RECEIPTS.	Rs.	Rs.	Rs.	I.—EXTENSIONS AND IMPROVEMENTS.	Rs.	Rs.	Rs.
1. Water-rates from Irrigation ..	4,85,912	5,109	4,91,021	1. Head Works ..	49,274	..	49,274
3. Sales of water ..	1,280	311	1,591	2. Main Canals and Branches ..	1,54,328	37,809	1,92,137
4. Water-supply of towns ..	5	..	5	3. Distributaries ..	1,49,131	2,948	1,52,079
5. Plantations ..	50,913	31,325	82,238	4. Drainage and Protective Works.	800	..	800
6. Other canal produce ..	3,71,202	9,884	3,81,086	Total ..	3,53,533	40,757	3,94,290
7. Water power ..	13	..	13				
9. Rents of buildings ..	13,761	490	14,251	II.—MAINTENANCE AND REPAIRS.			
10. Fines ..	3,04,051	10,422	3,14,473	1. Head Works ..	2,26,907	2,924	2,29,831
11. Miscellaneous receipts ..	1,22,517	8,363	1,30,880	2. Main Canals and Branches ..	25,39,079	1,41,873	26,80,952
12 Deduct—Refunds	436	346	782	3. Distributaries ..	19,22,070	88,897	20,10,967
Total ..	13,49,218	65,558	14,14,776	4. Drainage and Protective Works ..	1,024	..	1,024
II.—INDIRECT RECEIPTS.				Total ..	46,89,080	2,33,694	49,22,774
Irrigation share of Land Revenue collected in the Civil Department.	1,59,21,239	6,41,408	1,65,62,647	IV.—ESTABLISHMENT.			
4 per cent. on 9/10ths of the proceeds from sales of occupancy rights per Govt. of India Nos. 53 and 58-A. I., dated respectively 20th June and 1st August 1889, communicated in Government Resolutions No. 1209, dated 10th July, and No. 1913, dated 7th November 1889 ..	13,24,152	78,445	14,02,597	1 & 2. Direction and Accounts ..	38,98,087	2,39,745	41,37,832
				3. Executive ..			
Total ..	1,72,45,391	7,19,853	1,79,65,244	V.—TOOLS AND PLANT ..	97,871	5,621	1,03,492
Total, Receipts ..	1,85,94,609	7,85,411	1,93,80,020	Pensionary charges.	..	33,564	33,564
Carried over ..	1,85,94,609	7,85,411	1,93,80,020	Carried over ..	90,38,571	5,53,381	95,91,952

ADMINISTRATIVE ACCOUNTS FOR THE YEAR 1926-27.

151

JAMRAO CANAL.

CANAL PROJECT.

No. 3.—Revenue Account for, and to end of, 1926-27.

Receipts.	TOTAL.			Charges.	TOTAL.		
	Previous.	1926-27.	Total.		Previous.	1926-27.	Total.
	Rs.	Rs.	Rs.		Rs.	Rs.	Rs.
Brought forward ..	1,85,94,609	7,85,411	1,93,80,020	Brought forward ..	90,38,571	5,53,381	95,91,952
<p><i>Note.</i>—Loss to the canal on account of difference between assessment of water-rates on jaghir lands and also on lands in Khilat Territory and assessment at the ordinary rates in force for Government lands noted here per Government of India Letter No. 233-L, dated 14th June 1883, communicated under Government Resolution No. 400, dated 11th August 1883.</p> <p>Rs.</p> <p>To end of 1925-26, 2,90,639</p> <p>Loss for 1926-27, 19,649</p> <p>Total ..3,10,288</p>				VI.—REFUNDS OF REVENUE..	1,268	..	1,268
				Suspense Account ..	—4,601	..	—4,601
				Deduct—Receipts on revenue account..	1,787	12	1,799
				Total ..	90,33,451	5,53,369	95,86,820
				Share of collection charges in the Civil Department.	5,01,908	19,891	5,23,799
				Total, Direct Charges.	95,37,359	5,73,260	1,01,10,619
				Indirect charges debitable to Revenue Account as per Account No. 5 ..	5,62,372	2,744	5,65,116
				Total, Charges ..	1,00,99,731	5,76,004	1,06,75,735
				Balance Net Revenue ..	84,94,878	2,09,407	87,04,285
				GRAND TOTAL ..	1,85,94,609	7,85,411	1,93,80,020

N.B.—Construction estimate closed on 31st March 1902—vide G. R. No. 1796, dated 28th August 1901.
Completion report approved in G. R. No. 1706, dated 30th June 1906.

JAMRAO CANAL.

CANAL PROJECT.

No. 4.—Interest Account for, and to end of, 1926-27.

	Amount Rs.		Amount. Rs.
Total interest charges to end of 1925-26	83,57,607	Net Revenue realized to end of 1925-26 as per No. 3 ..	84,94,878
Interest charges for the year 1926-27	3,41,081	Net Revenue realized during 1926-27 as per No. 3 ..	2,09,407
On Rs. 85,84,355 outlay to end of the year 1916-17 at the average rate 3-3252 per cent. ..	2,85,447	Total Net Revenue realized to end of the year as per No. 3	87,04,285
On subsequent outlay Rs. 9,86,409 at the flat rate 5-64 per cent. ..	55,634	Balance net interest charges ..	-5,597
Total ..	86,98,688	Total ..	86,98,688

No. 5.—Account of Indirect Charges for, and to end of, 1926-27.

Particulars.	Previous.	1926-27.	Total.	Particulars.	Previous.	1926-27.	Total.
	Rs.	Rs.	Rs.		Rs.	Rs.	Rs.
CAPITAL ACCOUNT.				REVENUE ACCOUNT.			
1. Capitalized abatement of Land Revenue ..	54,147	..	54,147	1. Capitalised abatement of Land Revenue ..	1,468	..	1,468
2. Leave and Pension Allowances ..	2,32,669	..	2,32,669	2. Leave and Pension Allowances ..	5,45,734	..	5,45,734
3. Audit and Accounts Establishment.	6,384	—2	6,382	3. Audit and Accounts Establishment ..	15,170	2,744	17,914
Total ..	2,93,200	—2	2,93,198	Total ..	5,62,372	2,744	5,65,116

JAMRAO CANAL.

CANAL PROJECT.

No. 6.—Statement comparing Capital Cost to end of 1926-27 with sanctioned Estimates.

Particulars.	Charges against closed sanctions.			Current Sanctions.			Total charges to date against old and current sanctions¹
	Expenditure against construction Estimate.	Expenditure against open Capital sanctions.	Total.	Charges to date.	Amount of sanctioned Estimate.	Unspent balance of Estimate.	
1	2	3	4	5	6	7	8
	Rs.	Rs.	Rs.	Rs.	Rs.	Rs.	Rs.
DIRECT CHARGES.							
Works ..	64,74,033	10,23,174	74,97,207	2,16,345	2,68,573	52,228	77,13,552
Establishment ..	11,51,054	4,70,824	16,21,878	39,963	57,743	17,780	16,61,841
Tools and Plant ..	1,81,762	5,571	1,87,333	4,259	4,028	—231	1,91,592
Suspense Accounts ..	53	4,553	4,606	4,606
Pensionary charges	—11	—11	—11
Total ..	78,06,902	15,04,111	93,11,013	2,60,567	3,30,344	69,777	95,71,580
Less—Receipts on Capital Account ..	981	...	981	981
Net Total ..	78,05,921	15,04,111	93,10,032	2,60,567	3,30,344	69,777	95,70,599
INDIRECT CHARGES.							
Capitalized abatement of Land Revenue ..	35,896	18,251	54,147	...	5,912	5,912	54,147
Leave and Pension Allowances ..	1,61,148	65,926	2,27,074	5,595	8,084	2,489	2,32,669
Audit and Accounts	4,219	4,219	2,163	2,686	523	6,382
Total ..	1,97,044	88,396	2,85,440	7,758	16,682	8,924	2,93,198
GRAND TOTAL ..	80,02,965	15,92,507	95,95,472	2,68,325	3,47,026	78,701	98,63,797

Estimate for excavating cuts along the Eastern Nara sanctioned in G. R. (P. W. D.)
 No. 1598 dated 12th July 1923 Rs.
 3,47,026

HASANALI CANAL.

CANAL PROJECT.

No. 2.—Capital Account for, and to end of, 1926-27.

Heads of Account.	Direct Charges.			Cost of Construction as now estimated. (Construction estimate closed on 31st March 1907).	Expenditure against closed estimates.
	Previous.	1926-27.	Total.		
1	2	3	4	5	6
I.—WORKS.					
	Rs.	Rs.	Rs.	Rs.	Rs.
(2) MAIN CANALS AND BRANCHES.					
A. Preliminary Expenses	1,791	12	1,803	1,832	1,309
B. Land	17,548	..	17,548	17,548	17,548
D. Regulators	31,994	..	31,994	31,994	31,994
G. Bridges	19,448	..	19,448	19,448	19,448
K. Buildings	6,789	..	6,789	6,789	6,789
L. Earth-work	1,25,170	..	1,25,170	1,25,170	1,25,170
Total Main Canals and Branches ..	2,02,740	12	2,02,752	2,02,781	2,02,258
(3) DISTRIBUTARIES.					
B. Land	3,495	..	3,495	3,495	3,495
C. Works	19,174	..	19,174	19,174	19,174
L. Earth-work	12,945	..	12,945	12,945	12,945
Total Distributaries ..	35,614	..	35,614	35,614	35,614
Total Works ..	2,38,354	12	2,38,366	2,38,395	2,37,872
II.—ESTABLISHMENT.					
1 and 2. Direction and Accounts
3. Executive	50,571	*1,414	51,985	51,144	50,285
4. Medical					
5. Special Survey					
Total II Establishment ..	50,571	1,414	51,985	51,144	50,285
III.—TOOLS AND PLANT					
Pensionary charges	5,377	..	5,377	5,378	5,333
..	197	197
Grand Total ..	2,94,302	1,623	2,95,925	2,94,917	2,93,490
V.—Less—Receipts on Capital Account
Net Outlay ..	2,94,302	1,623	2,95,925	2,94,917	2,93,490

*Includes Rs. 1,410 on account of actual establishment on surveys.

ADMINISTRATIVE ACCOUNTS FOR THE YEAR 1926-27. 155

HASANALI CANAL.

CANAL PROJECT.

No. 2.—Capital Account for, and to end of, 1926-27.

Heads of Account.	Direct Charges.			Cost of Construction as now estimated. (Construction estimate closed on 31st March 1907).	Expenditure against closed estimates.
	Previous.	1926-27.	Total.		
1	2	3	4	5	6
<i>Apportionment.</i>	Rs. —	Rs.	Rs.	Rs.	Rs.
Chargeable to 43—Minor Works and Navigation ..	2,89,929	..	2,89,929	} 2,94,917	2,93,490
Chargeable to 55—Construction of Irrigation Works ..	4,373	1,623	5,996		
Total ..	2,94,302	1,623	2,95,925	2,94,917	2,93,490

HASANALI PROJECT.

No. 3.—Revenue Account for, and to end of, 1926-27.

Receipts.	TOTAL.			Charges.	TOTAL.		
	Previous.	1926-27.	Total.		Previous.	1926-27.	Total.
I.—DIRECT RECEIPTS.	Rs.	Rs.	Rs.	I.—EXTENSIONS AND IMPROVEMENTS	Rs.	Rs.	Rs.
1. Water-rates from Irrigation ..	2,726	129	2,855	2. Main Canals and Branches ..	23,042	1,080	24,122
5. Plantations ..	3	..	3	Total ..	23,042	1,080	24,122
6. Other produce ..	4,805	43	4,848				
9. Rents of buildings ..	1	..	1				
10. Fines ..	1,185	..	1,185	II.—MAINTENANCE AND REPAIRS		..	
11. Miscellaneous receipts ..	5,504	622	6,126	2. Main Canals and Branches ..	2,88,190	14,695	3,02,885
12. Deduct—Refunds.	Total ..	2,88,190	14,695	3,02,885
Total ..	14,224	794	15,018				
II.—INDIRECT RECEIPTS.				IV.—ESTABLISHMENT.			
Irrigation share of Land Revenue collected in the Civil Department.	8,50,203	46,333	8,96,536	1 & 2. Direction and Accounts ..	1,39,279	12,108	1,51,387
4 per cent. on 9/10ths of the proceeds from sales of occupancy rights per Govt. of India Nos. 53 & 58-A.I., dated respectively 20th June and 1st August 1889, communicated in Government Resolution No. 1209, dated 10th July, and No. 1915, dated 7th November 1889 ..	11,655	1,069	12,724	3. Executive ..			
				V.—TOOLS AND PLANT	3,574	413	3,987
Total ..	8,61,858	47,402	9,09,260	Pensionary Charges.	..	1,695	1,695
Total Receipts ..	8,76,082	48,196	9,24,278	Carried over ..	4,54,085	29,991	4,84,076
Carried over ..	8,76,082	48,196	9,24,278				

ADMINISTRATIVE ACCOUNTS FOR THE YEAR 1926-27.

157

HASANALIWAH.

PROJECT.

No. 3.—Revenue Account for, and to end of, 1926-27.

Receipts.	TOTAL.			Charges.	TOTAL.		
	Previous.	1926-27.	Total.		Previous.	1926-27.	Total.
	Rs.	Rs.	Rs.		Rs.	Rs.	Rs.
Brought over ..	8,76,082	48,196	9,24,278	Brought over ..	4,54,085	29,991	4,84,076
<i>Note.</i> —Loss to the canal on account of difference between assessment of water-rates on jaghir lands and also on lands in Khilat Territory and assessment at the ordinary rates in force for Government lands noted here per Government of India letter No. 233-I., dated 14th June 1883, communicated under Government Resolution No. 400, dated 11th August 1883.				VI.—REFUND S OF REVENUE.
				Total ..	4,54,085	29,991	4,84,076
				Share of collection charges in the Civil Department.	51,211	2,802	54,013
				Total Direct Charges ..	5,05,296	32,793	5,38,089
				Indirect Charges debitable to Revenue Account as per Account No. 5.	20,338	158	20,496
Rs. To end of 1925-26..	39,168			Total Charges ..	5,25,634	32,951	5,58,585
Loss for 1926-27* ..	688			Balance Revenue Net ..	3,50,448	15,245	3,65,693
Total ..	39,856			GRAND TOTAL ..	8,76,082	48,196	9,24,278
GRAND TOTAL ..	8,76,082	48,196	9,24,278				

N.B.—Construction Estimate closed on 1st March 1907—vide G. R. No. 1802, dated 15th July 1907.

Completion Report approved in G. R. No. 1802, dated 15th July 1907.

HASANALIWAH CANAL

CANAL PROJECT.

No. 4.—Interest Account for, and to end of, 1926-27.

	Amount. Rs.		Amount. Rs.
Total interest charges to end of 1925-26	2,20,843	Net Revenue realized to end of 1925-26 as per No. 3 ..	3,50,448
Interest charges for the year 1926-27	9,933	Net Revenue realized during 1926-27 as per No. 3 ..	15,245
On Rs. 2,89,929 outlay to end of the year 1916-17 at the average rate 3.3252 per cent. ..	9,641	Total Net Revenue realized to end of the year as per No. 3	3,65,693
On subsequent outlay Rs. 5,185 at the flat rate 5.64 per cent. ..	292	Balance net interest charges ..	-1,34,917
Total ..	2,30,776	Total ..	2,30,776

No. 5.—Account of Indirect Charges for, and to end of, 1926-27.

Particulars.	Previous.	1926-27.	Total.	Particulars.	Previous.	1926-27.	Total.
	Rs.	Rs.	Rs.		Rs.	Rs.	Rs.
CAPITAL ACCOUNT.				REVENUE ACCOUNT.			
1. Capitalized abatement of Land Revenue ..	7,976	..	7,976	1. Capitalized abatement of Land Revenue
2. Leave and Pension Allowances ..	7,079	..	7,079	2. Leave and Pension Allowances ..	19,499	..	19,499
3. Audit and Accounts Establishment ..	30	..	30	3. Audit and Accounts Establishment ..	839	158	997
Total ..	15,085	..	15,085	Total ..	20,338	158	20,496

HASANALIWAH CANAL.

CANAL PROJECT.

No. 6.—Statement Comparing Capital Cost to end of 1926-27 with sanctioned estimates.

Particulars.	Charges against closed sanctions.			Current sanctions.			Total charges to date against old and current sanctions.
	Expenditure against construction estimate	Expenditure against open capital sanctions.	Total.	Charges to date.	Amount of sanctioned estimate.	Unspent balance of estimate.	
1	2	3	4	5	6	7	8
DIRECT CHARGES.	Rs.	Rs.	Rs.	Rs.	Rs.	Rs.	Rs.
Works ..	2,12,461	25,411	2,37,872	494	523	29	2,38,366
Establishment ..	46,413	3,872	50,285	1,700	859	—841	51,985
Tools and Plant ..	5,114	219	5,333	44	45	1	5,377
Suspense Account
Pensionary charges	197	..	—197	197
Total ..	2,63,988	29,502	2,93,490	2,435	1,427	—1,008	2,95,925
Less—Receipts on Capital Account
Net Total ..	2,63,988	29,502	2,93,490	2,435	1,427	—1,008	2,95,925
INDIRECT CHARGES.							
Capitalized abatement of Land Revenue ..	6,545	1,431	7,976	7,976
Leave and Pension Allowances ..	6,498	541	7,039	40	120	80	7,079
Audit and Accounts	25	25	5	5	..	30
Total ..	13,043	1,997	15,040	45	125	80	15,085
GRAND TOTAL ..	2,77,031	31,499	3,08,530	2,480	1,552	—928	3,11,010

MAHIWAH CANAL.

CANAL PROJECT.

No. 2.—Detailed Account of Capital Expenditure for, and to end of, 1926-27.

Heads of Account.	Direct Charges.			Cost of construction as now estimated (construction estimate closed on 30th Aug. 1922).	Expenditure against closed estimates.
	Previous.	1926-27.	Total.		
1	2	3	4	5	6
I.—WORKS.					
	Rs.	Rs.	Rs.	Rs.	Rs.
(2) MAIN CANALS AND BRANCHES.					
B. Land	62,933	..	62,933	62,933	62,933
D. Regulators	1,65,203	..	1,65,203	1,65,203	1,65,203
E. Falls and Weirs	8,272	..	8,272	8,272	8,272
G. Bridges	47,252	..	47,252	47,252	47,252
K. Buildings	34,288	..	34,288	34,288	34,288
L. Earth-work	4,14,441	..	4,14,441	4,14,441	4,14,441
Total Main Canals and Branches ..	7,32,389	..	7,32,389	7,32,389	7,32,389
(3) DISTRIBUTARIES.					
C. Works	69,822	..	69,822	69,822	69,822
L. Earth-work	79,871	..	79,871	79,871	79,871
Total Distributaries ..	1,49,693	..	1,49,693	1,49,693	1,49,693
(4) DRAINAGE AND PROTECTIVE WORKS.					
B. Land	4,210	..	4,210	4,210	4,210
C. Works	50,954	..	50,954	50,954	50,954
L. Earth-work	2,04,631	..	2,04,631	2,04,631	2,04,631
Total Drainage and Protective Works..	2,59,795	..	2,59,795	2,59,795	2,59,795
Total I—Works ..	11,41,877	..	11,41,877	11,41,877	11,41,877
II.—ESTABLISHMENT.					
1 and 2. Direction and Accounts ..	2,46,623	..	2,46,623	2,46,623	2,46,623
3. Executive					
Total Establishment ..	2,46,623	..	2,46,623	2,46,623	2,46,623
Carried over ..	13,88,500		13,88,500	13,88,500	13,88,500

MAHIWAH CANAL

CANAL PROJECT.

No. 2.—Capital Account for, and to end of, 1926-27.

Heads of Account.	Direct Charges.			Cost of Construction as now estimated, (Construction estimate closed on 30th Aug. 1922).	Expenditure against closed estimates.
	Previous.	1926-27.	Total.		
1	2	3	4	5	6
	Rs.	Rs.	Rs.	Rs.	Rs.
Brought forward ..	13,88,500	..	13,88,500	13,88,500	13,88,500

III.—TOOLS AND PLANT ..	9,683	..	9,683	9,683	9,683
IV.—Suspense Accounts
GRAND TOTAL ..	13,98,183	..	13,98,183	13,98,183	13,98,183
V.—Less—Receipts on Capital Account.					
Net Outlay ..	13,98,177 ⁶	..	13,98,177 ⁶	13,98,177 ⁶	13,98,177 ⁶
Apportionment.					
Chargeable to 49—Irrigation ..	13,80,892	..	13,80,892	13,98,177	13,98,177
Chargeable to 55—Construction of Irrigation Works ..	17,285	..	17,285		
Total ..	13,98,177	..	13,98,177	13,98,177	13,98,177

MAHIWAH PROJECT.

No. 3.—Revenue Account for, and to end of, 1926-27.

Receipts.	TOTAL.			Charges.	TOTAL.		
	Previous.	1926-27.	Total.		Previous.	1926-27.	Total.
	Rs.	Rs.	Rs.		Rs.	Rs.	Rs.
I.—DIRECT RECEIPTS.				I.—EXTENSIONS AND IMPROVEMENTS.			
1. Water-rates from Irrigation ..	5,970	1,839	7,809				
3. Sales of water ..	381	..	381				
5. Plantations ..	543	..	543	2. Main Canals and Branches ..	1,37,298	751	1,38,049
6. Other canal produce ..	10,094	307	10,401	3. Distributaries ..	12,329	..	12,329
9. Rents of buildings ..	402	505	907				
10. Fines ..	12,716	1,150	13,866	Total ..	1,49,627	751	1,50,378
11. Miscellaneous receipts ..	22,571	-107	22,464				
12. Deduct—Refunds ..	1,423	..	1,423	II.—MAINTENANCE AND REPAIRS.			
Total ..	51,254	3,694	54,948				
II.—INDIRECT RECEIPTS.				2. Main Canals and Branches ..	15,54,973	1,01,613	16,56,586
Irrigation share of Land Revenue collected in the Civil Department.	12,07,608	63,910	12,71,518	3. Distributaries ..	8,189	..	8,189
4 per cent. on 9/10ths of the proceeds from sales of occupancy rights per Govt. of India Nos. 53 & 58-A.I., dated respectively 20th June and 1st August 1889, communicated in Government Resolution No. 1209, dated 10th July, and No. 1913, dated 7th November 1889' ..	69,304	4,118	73,422	Total ..	15,63,162	1,01,613	16,64,775
				IV.—ESTABLISHMENT.			
Total ..	12,76,912	68,028	13,44,940	1 & 2. Directions and Accounts ..	2,61,576	21,722	2,83,298
				3. Executive ..			
				V. TOOLS AND PLANT ..	15,336	686	16,022
Total, Receipts ..	13,28,166	71,722	13,99,888	Pensionary charges	3,041	3,041
Carried over ..	13,28,166	71,722	13,99,888	Carried over ..	19,89,701	1,27,813	21,17,514

MAHIWAH PROJECT.

No. 3.—Revenue Account for, and to end of, 1926-27.

Receipts.	TOTAL.			Charges.	TOTAL.		
	Previous.	1926-27.	Total.		Previous.	1926-27.	Total.
	Rs.	Rs.	Rs.		Rs.	Rs.	Rs.
Brought forward ..	13,28,166	71,722	13,99,888	Brought forward ..	19,89,701	1,27,813	21,17,514
<i>Note.</i> —Loss to the canal on account of difference between assessment of water-rates on jaghir lands and assessment at the ordinary rates in force for Government lands noted here per Government of India Letter No. 233-I., dated 14th June 1883, communicated under Government Resolution No. 400, dated 11th August 1883.				IV.—REFUNDS OF REVENUE..	210	..	210
				Deduct—Receipts on revenue account ..	23	..	23
				Total ..	19,89,888	1,27,813	21,17,701
				Share of collection charges in the Civil Department.	66,729	4,041	70,770
				Total, Direct Charges.	20,56,617	1,31,854	21,88,471
				Indirect charges debitable to Revenue Account as per Account No. 5 ..	47,372	1,825	49,197
				Total, Charges ..	21,03,989	1,33,679	22,37,668
				Balance Net Revenue ..	-7,75,823	-61,957	-8,37,780
				GRAND TOTAL ..	13,28,166	71,722	13,99,888
Rs.							
To end of 1925-26. 95,680							
Loss for 1926-27. Nil							
Total .. 95,680							
GRAND TOTAL ..	13,28,166	71,722	13,99,888	GRAND TOTAL ..	13,28,166	71,722	13,99,888

N.B.—Construction Estimate closed on 30th August 1922—vide Govt. Memo. No. S. 47, dated 30th August 1922.

Completion Report passed by the Finance Department—vide Govt. Memo. (P. W. D.), No. S. 47-I., dated 30th August 1922.

MAHIWAH CANAL.

CANAL PROJECT.

No. 4.—Interest Account for, and to end of, 1926-27.

	Amount. Rs.		Amount. Rs.
Total interest charges to end of 1925-1926	11,10,340	Net Revenue realized to end of 1925-1926 as per No. 3	-7,75,823
Interest charges for the year 1926-1927	46,889	Net Revenue realized during 1926-1927 as per No. 3	-61,957
On Rs. 13,81,061 outlay to end of the year 1916-17 at the average rate 3'3252 per cent.	45,923	Total Net Revenue realized to end of the year as per No. 3	-8,37,780
On subsequent outlay Rs. 17,117 at the flat rate 5'64 per cent.	966	Balance net interest charges	19,95,009
Total	11,57,229	Total	11,57,229

No. 5.—Account of Indirect Charges for, and to end of, 1926-27.

Particulars.	Previous.	1926-27.	Total.	Particulars.	Previous.	1926-27.	Total.
	Rs.	Rs.	Rs.		Rs.	Rs.	Rs.
CAPITAL ACCOUNT.				REVENUE ACCOUNT.			
1. Capitalized abatement of Land Revenue	24,649	..	24,649	1. Capitalized abatement of Land Revenue	3,518	801	4,319
2. Leave and Pension Allowances	34,527	..	34,527	2. Leave and Pension Allowances	36,620	..	36,620
3. Audit and Accounts Establishment	144	..	144	3. Audit and Accounts Establishment	7,234	1,024	8,258
Total	59,320	..	59,320	Total	47,372	1,825	49,197

MAHIWAH CANAL.

CANAL PROJECT.

No. 6.—Statement comparing Capital Cost to end of 1926-27 with sanctioned Estimates.

Particulars.	Charges against closed sanctions.			Current sanctions.			Total charges to date against old and current sanctions.
	Expenditure against construction Estimate.	Expenditure against open Capital sanctions.	Total.	Charges to date.	Amount of sanctioned Estimate.	Unspent balance of Estimate.	
1	2	3	4	5	6	7	8
	Rs.	Rs.	Rs.	Rs.	Rs.	Rs.	Rs.
DIRECT CHARGES.							
Works ..	11,27,521	14,356	11,41,877	11,41,877
Establishment ..	2,43,877	2,746	2,46,623	2,46,623
Tools and Plant ..	9,500	183	9,683	9,683
Total ..	13,80,898	17,285	13,98,183	13,98,183
Less—Receipts on Capital Account ..	6	...	6	6
Net Total ..	13,80,892	17,285	13,98,177	13,98,177
INDIRECT CHARGES.							
Capitalized abatement of Land Revenue ..	24,649	...	24,649	24,649
Leave and Pension Allowances ..	34,143	384	34,527	34,527
Audit and Accounts	144	144	144
Total ..	58,792	528	59,320	59,320
GRAND TOTAL ..	14,39,684	17,813	14,57,497	14,57,497

DAD CANAL.

CANAL PROJECT.

No. 2.—Detailed Account of Capital Expenditure for, and to end of, 1926-27.

Heads of Account.	Direct Charges.			Cost of Construction as now estimated, (Construction estimate closed on 31st Mar. 1907.)	Expenditure against closed estimates.
	Previous.	1926-27.	Total.		
1	2	3	4	5	6
(1) MAIN CANALS AND BRANCHES.					
	Rs.	Rs.	Rs.	Rs.	Rs.
A. Preliminary Expenses ..	4,134	..	4,134	4,134	4,134
B. Land ..	39,338	..	39,338	39,338	39,338
D. Regulators ..	2,23,800	6,624	2,30,424	2,30,581	2,23,800
G. Bridges ..	91,352	..	91,352	91,352	91,352
H. Escapes ..	13,077	..	13,077	13,077	13,077
K. Buildings ..	93,965	..	93,965	93,965	93,965
L. Earth-work ..	14,18,551	..	14,18,551	14,18,551	14,18,551
O. Miscellaneous ..	7,086	..	7,086	7,086	7,086
Total Main Canals and Branches ..	18,91,303	6,624	18,97,927	18,98,084	18,91,303
(2) DISTRIBUTARIES.					
B. Land ..	2,600	..	2,600	5,738	20
C. Works ..	91,637	..	91,637	93,239	63,280
L. Earth-work ..	1,00,332	..	1,00,332	1,04,564	24,564
O. Miscellaneous ..	93,149	—236	92,913	80,199	—7,076
Total Distributaries ..	2,87,718	—236	2,87,482	2,83,740	80,788
(3) DRAINAGE AND PROTECTIVE WORKS.					
L. Earth-work ..	14,590	..	14,590	14,590	14,590
O. Miscellaneous ..	505	..	505	505	505
Total Drainage and Protective Works.	15,095	..	15,095	15,095	15,095
Total I—Works ..	21,94,116	6,388	22,00,504	21,96,919	19,87,186
Carried over ..	21,94,116	6,388	22,00,504	21,96,919	19,87,186

ADMINISTRATIVE ACCOUNTS FOR THE YEAR 1926-27. 167

DAD CANAL.

CANAL PROJECT.

No. 2.—Capital Account for, and to end of, 1926-27.

Heads of Account.	Direct Charges.			Cost of Construction as now estimated. (Construction estimate closed on 31st Mar. 1907.)	Expenditure against closed estimates.
	Previous.	1926-27.	Total.		
1	2	3	4	5	6
	Rs.	Rs.	Rs.	Rs.	Rs.
Brought forward ..	21,94,116	6,388	22,00,504	21,96,919	19,87,186
II.—ESTABLISHMENT.					
1 and 2. Direction and Accounts ..					
3. Executive ..	3,67,790	2,226	3,70,016	3,94,449	3,51,572
4. Medical		
5. Special Survey ..	12,721	..	12,721		
Total Establishment..	3,80,511	2,226	3,82,737	3,94,449	3,51,572
III.—TOOLS AND PLANT ..	19,583	146	19,729	19,468	17,330
IV.—Suspense Accounts
Pensionary charges	312	312
Grand Total ..	25,94,210	9,072	26,03,282	26,10,836	23,56,088
V.—Less—Receipts on Capital Account	34	..	34	34	34
Net Outlay ..	25,94,176	9,072	26,03,248	26,10,802	23,56,054
Apportionment.					
Chargeable to 49—Irrigation ..	25,57,892	..	25,57,892	26,10,802	23,56,054
Chargeable to 43—Minor Works and Navigation ..	3,827	..	3,827		
Chargeable to 55—Construction of Irrigation Works ..	32,457	9,072	41,529		
Total ..	25,94,176	9,072	26,03,248	26,10,802	23,56,054

DAD CANAL.

CANAL PROJECT.

No. 3.—Revenue Account for, and to end of, 1926-27.

Receipts.	TOTAL.			Charges.	TOTAL.		
	Previous.	1926-1927.	Total.		Previous.	1926-1927.	Total.
	Rs.	Rs.	Rs.		Rs.	Rs.	Rs.
I.—DIRECT RECEIPTS.				I.—EXTENSIONS AND IMPROVEMENTS.			
1. Water-rates from Irrigation ..	13,890	3,675	17,565	1. Head Works..	4,859	..	4,859
3. Sales of water	4	4	2. Main Canals and Branches ..	87,598	1,116	88,714
5. Plantations ..	9,272	350	9,622	3. Distributaries.	16,980	..	16,980
6. Other canal produce ..	3,412	372	3,784	4. Drainage and Protective Works.	—99,951	—4,608	—1,04,559
8. Navigation ..	110	..	110	Total ..	9,486	—3,492	5,994
9. Rents of buildings ..	4,367	603	4,970				
10. Fines ..	5,793	794	6,587	II.—MAINTENANCE AND REPAIRS.			
11. Miscellaneous receipts ..	12,759	601	13,360	2. Main Canals and Branches ..	16,70,371	94,616	17,64,987
12. Deduct—R e funds ..	131	99	230	3. Distributaries.	88,933	..	88,933
Total ..	49,477	6,315	55,792	Total ..	17,59,304	94,616	18,53,920
II.—INDIRECT RECEIPTS.				III.—COMPENSATION.
Irrigation share of Land Revenue collected in the Civil Department.	38,96,270	2,43,651	41,39,921	IV.—ESTABLISHMENT.			
4 per cent. on 9/10ths of the proceeds from sales of occupancy rights per Govt. of India Nos. 53 and 58-A. I., dated respectively 20th June and 1st August 1889, communicated in Government Resolution No. 1209, dated 10th July and No. 1913, dated 7th November 1889..	1,61,404	8,785	1,70,189	1 and 2. Direction and Accounts. 3. Executive ..	6,06,861	74,773	6,81,634
Total ..	43,57,674	2,52,436	43,10,110	V.—TOOLS AND PLANT	19,703	2,558	22,261
Total Receipts ..	41,07,151	2,58,751	43,65,902	Pensionary charges	..	10,468	10,468
Carried over ..	41,07,151	2,58,951	43,65,932	Carried over ..	23,95,354	1,78,923	25,74,277

ADMINISTRATIVE ACCOUNTS FOR THE YEAR 1926-27.

169

DAD CANAL.

CANAL PROJECT.

No. 3.—Revenue Account for, and to end of, 1926-27.

Receipts.	TOTAL.			Charges.	TOTAL.		
	Previous.	1926-27.	Total.		Previous.	1926-27.	Total.
	Rs.	Rs.	Rs.		Rs.	Rs.	Rs.
Brought forward..	41,07,151	2,58,751	43,65,902	Brought forward..	23,95,354	1,78,923	25,74,277
<i>Note.</i> —Loss to the canal on account of difference between assessment of water-rates on jaghir lands and assessment at the ordinary rates in force for Government lands noted here per Government of India Letter No. 233-I., dated 14th June 1883, communicated under Government Resolution No. 400, dated 11th August 1883.				VI. — REFUNDS OF REVENUE..	518	..	518
				Suspense Account.	1,465	..	1,465
				Deduct — Receipts on Revenue Account..	278	151	429
				Total ..	23,97,059	1,78,772	25,75,831
				Share of Collection Charges in the Civil Department.	2,14,182	14,985	2,29,167
				Total direct charges ..	26,11,241	1,93,757	28,04,998
Rs.				Indirect Charges debitable to Revenue Account as per No. 5 ..	93,264	911	94,175
To end of 1925-26..	4,87,301			Total Charges ..	27,04,505	1,94,668	28,99,173
Loss for 1926-27..	15,398			Balance Revenue Net ..	14,02,646	64,083	14,66,729
Total..	5,02,699			GRAND TOTAL ..	41,07,151	2,58,751	43,65,902
GRAND TOTAL ..	41,07,151	2,58,751	43,65,902				

N.B.—Construction Estimate closed on 31st March 1907—*vide* G. R. No. 2191, dated 17th August 1908. Completion Report approved in G. R. No. 1054, dated 30th April 1910.

DAD CANAL.

CANAL PROJECT.

No. 4.—Interest Account for, and to end of, 1926-27.

	Amount. Rs.		Amount. Rs.
Total interest charges to end of 1925-1926	21,80,174	Net Revenue realized to end of 1925-26 as per No. 3	14,02,646
Interest charges for the year 1926-1927	86,923	Net Revenue realized during 1926-27 as per No. 3	64,083
On Rs. 25,76,626 outlay to end of the year 1916-17 at the average rate 3·3,252 per cent. ..	85,678	Total Net Revenue realized to end of the year as per No. 3	14,66,729
On subsequent outlay Rs. 22,086 (from 1917- at flat rate 5·64 per cent. ..	1,245	Balance net interest charges	8,00,368
Total	22,67,097	Total	22,67,097

No. 5.—Account of Indirect Charges for, and to end of, 1926-27.

Particulars.	Previous.	1926-27.	Total.	Particulars.	Previous.	1926-27.	Total.
	Rs.	Rs.	Rs.		Rs.	Rs.	Rs.
CAPITAL ACCOUNT.				REVENUE ACCOUNT.			
1. Capitalized abatement of Land Revenue ..	41,453	..	41,453	1. Capitalized abatement of Land Revenue ..	2,767	..	2,767
2. Leave and Pension Allowances ..	53,273	..	53,273	2. Leave and Pension Allowances ..	85,462	..	85,462
3. Audit and Accounts Establishment ..	238	64	302	3. Audit and Accounts Establishment ..	5,035	911	5,946
Total ..	94,964	64	95,028	Total ..	93,264	911	94,175

DAD CANAL.

CANAL PROJECT.

No. 6.—Statement comparing Capital Cost to end of 1926-27 with sanctioned Estimates.

Particulars.	Charges against closed sanctions.			Current Sanctions.			Total charges to date against old and current sanctions.
	Expenditure against construction Estimate.	Expenditure against open Capital sanctions.	Total.	Charges to date.	Amount of sanctioned Estimate.	Unspent balance of Estimate.	
1	2	3	4	5	6	7	8
DIRECT CHARGES.	Rs.	Rs.	Rs.	Rs.	Rs.	Rs.	Rs.
Works ..	18,99,648	87,538	19,87,186	2,13,318	2,09,733	—3,585	22,00,504
Establishment ..	3,16,663	34,909	3,51,572	31,165	42,877	11,712	3,82,737
Tools and Plant ..	16,579	751	17,330	2,399	2,138	—261	19,729
Suspense Accounts
Pensionary charges	312	..	—312	312
Total ..	22,32,890	1,23,198	23,56,088	2,47,194	2,54,748	7,554	26,03,282
Less—Receipts on Capital Account ..	34	..	34	34
Net Total ..	22,32,856	1,23,198	23,56,054	2,47,194	2,54,748	7,554	26,03,248
INDIRECT CHARGES.							
Capitalized abatement of Land Revenue ..	40,168	1,110	41,278	175	3,025	2,850	41,453
Leave and Pension Allowances ..	44,333	4,885	49,218	4,055	6,003	1,948	53,273
Audit and Accounts	269	269	33	68	35	302
Total ..	84,501	6,264	90,765	4,263	9,096	4,833	95,028
GRAND TOTAL ..	23,17,357	1,29,462	24,46,819	2,51,457	2,63,844	12,387	26,98,276

Revised Estimate of the Ren Distributary sanctioned by the Government of India, vide No. 979-I., dated 29th June 1914, communicated in G. R. No. W.I.—9017, dated 12th August 1914

Estimate for the proposed regulator at mile 65 Dad Canal sanctioned in G. R. (P. W. D.) No. 8548, dated 17th June 1926

Rs.
255,231
8,613
2,63,844

NASRAT CANAL.

CANAL PROJECT.

No. 3.—Revenue Account for, and to end of, 1926-27.

Receipts.	TOTAL.			Charges.	TOTAL.		
	Previous.	1926-27.	Total.		Previous.	1926-27.	Total.
	Rs.	Rs.	Rs.		Rs.	Rs.	Rs.
I.—DIRECT RECEIPTS.							
1. Water-rates from Irrigation ..	—750	—148	—898	I.—EXTENSIONS AND IMPROVEMENTS.			
3. Sales of water ..	102	5	107				
5. Plantations ..	4,338	240	4,578	2. Main Canals and Branches ..	86,303	1,431	87,734
6. Other canal produce ..	3,156	7	3,163	3. Distributaries.	23,286	..	23,286
8. Navigation ..	68	..	68				
9. Rents of buildings ..	3,345	310	3,655	Total ..	1,09,589	1,431	1,11,020
10. Fines ..	4,466	474	4,940				
11. Miscellaneous receipts ..	2,399	308	2,707	II.—MAINTENANCE AND REPAIRS.			
12. Deduct—Refunds.	300	61	361				
Total ..	16,824	1,135	17,959	2. Main Canals and Branches ..	17,22,111	1,46,056	18,68,167
II.—INDIRECT RECEIPTS.				Total ..	17,22,111	1,46,056	18,68,167
Irrigation share of Land Revenue collected in the Civil Department.	33,80,593	1,83,294	35,63,887				
4 per cent. on 9/10ths of the proceeds from sales of occupancy rights per Govt. of India Nos. 33 and 58-A. I., dated respectively 20th June and 1st August 1889, communicated in Government Resolutions No. 1209, dated 10th July, and No. 1913, dated 7th November 1889 ..	2,33,751	13,941	2,47,692	III.—COMPENSATION
Total ..	36,14,344	1,97,235	38,11,579	IV.—ESTABLISHMENT.			
Total Receipts ..	36,31,168	1,98,370	38,29,538	1 and 2. Direction and Accounts. } 6,26,081	6,26,081	1,07,156	7,33,237
Carried over ..	36,31,168	1,98,370	38,29,538	3. Executive .. }			
				V.—TOOLS AND PLANT ..	18,640	3,574	22,214
				Pensionary charges.	..	15,002	15,002
				Carried over ..	24,76,421	2,73,219	27,49,640

ADMINISTRATIVE ACCOUNTS FOR THE YEAR 1926-27.

173

NASRAT CANAL

CANAL PROJECT.

No. 3.—Revenue Account for, and to end of, 1926-27.

Receipts.	TOTAL.			Charges.	TOTAL.		
	Previous.	1926-27.	Total.		Previous.	1926-27.	Total.
	Rs.	Rs.	Rs.		Rs.	Rs.	Rs.
Brought forward ..	36,31,163	1,58,370	38,29,538	Brought forward ..	24,76,421	2,73,219	27,49,640
<i>Note.</i> —Loss to the canal on account of difference between assessment of water-rates on jaghir lands and assessment at the ordinary rates in force for Government lands noted here per Government of India Letter No. 233-L, dated 14th June 1883, communicated under Government Resolution No. 400, dated 11th August 1883.				VI.—REFUNDS OF REVENUE..	98	..	98
				Suspense Account.	—1,465	..	—1,465
				Deduct—Recoveries of Expenditure ..	204	127	331
				Total ..	24,74,850	2,73,092	27,47,942
				Share of Collection Charges in the Civil Department.	2,02,213	11,041	2,13,254
				Total direct charges ..	26,77,063	2,84,133	29,61,196
				Indirect Charges debitable to Revenue Account as per No. 5 ..	92,942	1,475	94,417
				Total Charges ..	27,70,005	2,85,608	30,55,613
				Balance Revenue Net ..	8,61,163	—87,238	7,73,925
				GRAND TOTAL ..	36,31,168	1,98,370	38,29,538
To end of 1925-26 ..	Rs. 34,453						
Loss for 1926-27 ..	1,274						
Total ..	35,727						
GRAND TOTAL ..	36,31,168	1,98,370	38,29,538				

N.B.—Last Account detailed in the Administrative Account for 1925-1926.
Construction Estimate closed on 31st March 1907, vide G. R. No. 2191, dated 17th August 1908.
Completion Report approved in G. R. No. 1064, dated 30th April 1910.

NASRAT CANAL.

CANAL PROJECT.

No. 4.—Interest Account for, and to end of, 1926-27.

	Amount, Rs.		Amount, Rs.
Total interest charges to end of 1925-26	14,62,374	Net Revenue realized to end of 1925-26 as per No. 3 ..	8,61,163
Interest charges for the year 1926-27	60,065	Net Revenue realized during 1926-27 as per No. 3 ..	—87,238
On Rs. 18,11,482 outlay to end of the year 1916-17 at the average rate 3·3252 per cent. ..	60,235	Total Net Revenue realized to end of the year as per No. 3 ..	7,73,925
On subsequent outlay Rs.—3,014 at the flat rate 5·64 per cent. ..	—170	Balance net interest charges ..	7,48,514
Total ..	15,22,439	Total ..	15,22,439

No. 5.—Account of Indirect Charges for, and to end of, 1926-27.

Particulars.	Previous.	1926-27.	Total.	Particulars.	Previous.	1926-27.	Total.
	Rs.	Rs.	Rs.		Rs.	Rs.	Rs.
CAPITAL ACCOUNT.		Nil		REVENUE ACCOUNT.			
				1. Capitalized abatement of Land Revenue ..	36	..	36
				2. Leave and Pension Allowances ..	87,653	..	87,653
				3. Audit and Accounts Establishment ..	5,253	1,475	6,728
Total	Total ..	92,942	1,475	94,417

SUTTAH CANAL.

CANAL PROJECT.

No. 3.—Revenue Account for, and to end of, 1926-27.

Receipts.	TOTAL.			Charges.	TOTAL.		
	Previous.	1926-27.	Total.		Previous.	1926-27.	Total.
	Rs.	Rs.	Rs.		Rs.	Rs.	Rs.
I.—DIRECT RECEIPTS.				I.—EXTENSIONS AND IMPROVEMENTS.			
1. Water-rates from Irrigation ..	348	279	627	2. Main Canals and Branches ..	10,140	467	10,607
5. Plantations ..	1,288	{ .. }	1,304	4. Average Expenditure before improvement ..	—43,868	—1,994	—45,862
6. Other canal produce.							
10. Fines ..	431	12	443				
11. Miscellaneous receipts ..	—167	80	—87	Total ..	—33,728	—1,527	—35,255
Total ..	1,900	387	2,287	II.—MAINTENANCE AND REPAIRS.			
				2. Main Canals and Branches ..	2,01,722	7,712	2,09,434
II.—INDIRECT RECEIPTS.				Total ..	2,01,722	7,712	2,09,434
Irrigation share of Land Revenue collected in the Civil Department.	3,21,731	24,481	3,46,212	III.—COMPENSATION
4 per cent. on 9/10ths of the proceeds from sales of occupancy rights per Govt. of India Nos. 53 and 58-A-I., dated respectively, 20th June and 1st August 1889, communicated in Government Resolution No. 1209, dated 10th July, and No. 1915, dated 7th November 1889 ..	13,039	1,034	14,073	IV.—ESTABLISHMENT.			
				1 and 2. Direction and Accounts ..	17,092	1,014	18,106
				3. Executive ..			
Total ..	3,34,770	25,515	3,60,285	V.—TOOLS AND PLANT ..	1,255	70	1,325
Total Receipts ..	3,36,670	25,902	3,62,572	Pensionary charges.	..	142	142
Carried over ..	3,36,670	25,902	3,62,572	Carried over ..	1,86,341	7,411	1,93,752

PUBLIC WORKS DEPARTMENT, IRRIGATION BRANCH.

SUTTAH CANAL.

CANAL PROJECT.

No. 3.—Interest Account for, and to end of, 1926-1927.

Receipts.	TOTAL.			Charges.	TOTAL.		
	Previous.	1926-27.	Total.		Previous.	1926-27.	Total.
	Rs.	Rs.	Rs.		Rs.	Rs.	Rs.
Brought forward ..	3,36,360	25,902	3,62,670	Brought forward ..	1,86,341	7,411	1,93,752
<i>Note.</i> —Loss to the canal on account of difference between assessment of water-rates on jaghir lands and assessment at the ordinary rates in force for Government lands noted here per Government of India Letter No. 233-I., dated 14th June 1883, communicated under Government Resolution No. 400, dated 11th August 1883.				VI.—REFUNDS OF REVENUE.			
				Deduct—Receipts on revenue accounts.	62	6	68
				Total ..	1,86,279	7,405	1,93,684
				Share of Collection Charges in the Civil Department.	19,184	1,485	20,659
				Total Direct charges ..	2,05,453	8,890	2,14,353
				Indirect Charges debitable to Revenue Account as per Account No. 5 ..	3,202	62	3,264
To end of Rs. 1925-26 ..	5,556			Total Charges ..	2,08,665	8,952	2,17,617
Loss for 1926-27 ..	141			Balance Net Revenue ..	1,28,005	16,950	1,44,955
Total ..	5,697			GRAND TOTAL ..	3,36,670	25,902	3,62,572
GRAND TOTAL ..	3,36,670	25,902	3,62,572				

N.B.—Last Capital Account detailed in the Administrative Account: for 1924-25.

Construction Estimate closed on 31st March 1910, vide G. R. No. 299, dated 5th February 1910, Completion Report approved in G. R. No. 950, dated 9th May 1911,

SUTTAH CANAL.

CANAL PROJECT.

No. 4.—Interest Account for, and to end of, 1926-27.

	Amount.		Amount.
	Rs.		Rs.
Total interest charges to end of 1925-26	1,27,503	Net Revenue realized to end of 1925-26 as per No. 3	1,28,005
Interest charges for the year 1926-27	6,230	Net Revenue realized during 1926-27 as per No. 3	16,950
On Rs. 1,74,028 outlay to end of the year 1916-17 at the average rate 3·3252 per cent .	5,787	Total Net Revenue realized to end of the year as per No. 3	1,44,955
On subsequent outlay Rs. 7,858 at the flat rate 5·64 per cent. ..	443	Balance net interest charges ..	-11,217
Total ..	- 1,33,738	Total ..	1,33,738

No. 5.—Account of Indirect Charges for, and to end of, 1926-27.

Particulars.	Previous.	1926-27.	Total.	Particulars.	Previous.	1926-27.	Total.
	Rs.	Rs.	Rs.		Rs.	Rs.	Rs.
CAPITAL ACCOUNT.		Nil		REVENUE ACCOUNT.			
				1. Capitalized abatement of Land Revenue ..	439	..	439
				2. Leave and Pension Allowances ..	2,392	..	2,392
				3. Audit and Accounts Establishment ..	371	62	433
				Total ..	3,202	62	3,264

BAGHAR CANAL.

CANAL PROJECT.

No. 2.—Capital Account for, and to end of, 1926-27.

Heads of Account. 1	Direct Charges.			Cost of construction as now estimated. (Construction estimate closed during 1921-22.) 5	Expenditure against closed estimates. 6
	Previous. 2	1926-27. 3	Total. 4		
I.—WORKS.	Rs.	Rs.	Rs.	Rs.	Rs.
(2) MAIN CANALS AND BRANCHES.					
D. Regulators	3,14,822	89,974	4,04,796	4,44,213	..
Total Main Canals and Branches ..	3,14,822	89,974	4,04,796	4,44,213	..
Unclassified outlay ..	1,94,567	..	1,94,567	1,94,567	1,94,567
Total I.—Works ..	5,09,389	89,974	5,99,363	6,38,780	1,94,567
II.—ESTABLISHMENT.					
1 and 2. Direction and Accounts ..	98,659	18,923	1,17,582	1,28,215	35,958
3. Executive ..					
Total, Establishment ..	98,659	18,923	1,17,582	1,28,215	35,968
III.—TOOLS AND PLANT ..	3,573	568	4,141	6,771	335
Pensionary charges	2,649	2,649
GRAND TOTAL ..	6,11,621	1,12,114	7,23,735	7,73,766	2,30,870
V.—Less—Receipts on Capital Account
Net Outlay ..	6,11,621	1,12,114	7,23,735	7,73,766	2,30,870

BAGHAR CANAL.

CANAL PROJECT.

No. 2.—Capital Account for, and to end of, 1926-27.

Heads of Account.	Direct Charges.			Cost of construction as now estimated. (Construction estimate closed during 1921-22.)	Expenditure against closed estimates.
	Previous.	1926-27.	Total.		
1	2	3	4	5	6
	Rs.	Rs.	Rs.	Rs.	Rs.
<i>Apportionment.</i>					
Chargeable to 15, Other Revenue expenditure, etc.	2,30,870	..	2,30,870	} 7,73,766	2,30,870
Chargeable to 55—Construction of Irrigation Works—Provincial.	3,80,751	1,12,114	4,92,865		
Total ..	6,11,621	1,12,114	7,23,735	7,73,766	2,30,870

BHAGAR CANAL.

No. 3.—Revenue Account for, and to end of, 1926-27.

Receipts.	TOTAL.			Charges.	TOTAL.		
	Previous.	1926-27.	Total.		Previous.	1926-27.	Total.
	Rs.	Rs.	Rs.		Rs.	Rs.	Rs.
I.—DIRECT RECEIPTS.				I.—EXTENSIONS AND IMPROVEMENTS.			
1. Water-rates from Irrigation ..	4,348	1,011	5,359	1. Head Works
5. Plantations ..	353	34	389	2. Main Canals and Branches ..	4,887	..	4,887
6. Other canal produce ..	267	120	387	3. Distributaries
8. Navigation ..	519	..	519	4. Drainage and Protective Works.
9. Rents of buildings ..	51	15	66	Total ..	4,887	..	4,887
10. Fines ..	49	82	131				
11. Miscellaneous receipts ..	7,360	729	8,089				
12. <i>Deduct</i> —Refunds ..	14	1	15	II.—MAINTENANCE AND REPAIRS.			
Total ..	12,935	1,990	14,925	1. Head Works..	1,31,488	34,928	1,66,416
				2. Main Canals and Branches.			
				3. Distributaries.			
				4. Drainage and Protective Works.			
II.—INDIRECT RECEIPTS.				Total ..	1,31,488	34,928	1,66,416
Irrigation share of Land Revenue collected in the Civil Department.	3,05,784	77,532	3,83,316				
4 per cent. on 9/10ths of the proceed from sales of occupancy rights per Govt. of India Nos. 53 and 58-A. I., dated respectively 20th June and 1st August 1889, communicated in Government Resolution No. 1209, dated 10th July, and No. 1913, dated 7th November 1889.	6,698	1,795	8,493	III.—COMPENSATION
Total ..	3,12,472	79,327	3,91,799	IV.—ESTABLISHMENT.			
				1 and 2. Direction and Accounts.	26,971	7,346	34,317
				3. Executive ..			
				V.—TOOLS AND PLANTS ..	1,743	221	1,964
Total, Receipts ..	3,25,407	81,317	4,06,724	Pensionary charges	1,029	1,029
Carried over ..	3,25,407	81,317	4,06,724	Carried over ..	1,65,089	43,524	2,08,613

ADMINISTRATIVE ACCOUNTS FOR THE YEAR 1926-27.

181

BAGHAR CANAL.

CANAL PROJECT.

No. 3.—Revenue Account for, and to end of, 1926-27.

Receipts.	TOTAL.			Charges.	TOTAL.		
	Previous.	1926-27.	Total.		Previous.	1926-27.	Total.
	Rs.	Rs.	Rs.		Rs.	Rs.	Rs.
Brought forward ..	3,25,407	81,317	4,06,724	Brought forward..	1,65,089	43,524	2,08,613
<p><i>Note.</i>—Loss to the canal on account of difference between assessment of water-rates on jaghir lands and assessment at the ordinary rates in force for Government lands noted here per Government of India Letter No. 233-1., dated 14th June 1883, communicated under Government Resolution No. 400, dated 11th August 1883.</p> <p>Rs.</p> <p>To end of 1925-26 .. 23,895</p> <p>Loss for 1926-27 .. 13,752</p> <p>Total .. 37,647</p>				Less—Receipts on Revenue Account.	169	..	169
				Total ..	1,64,920	43,524	2,08,444
				Share of Collection Charges in the Civil Department.	13,610	4,715	23,325
				Total Direct Charges ..	1,83,530	48,239	2,31,769
				Indirect Charges debitable to Revenue Account as per Account No. 5 ..	6,293	349	6,642
				Total, Charges ..	1,89,823	48,588	2,38,411
				Balance Net Revenue ..	1,35,584	32,729	1,68,313
				GRAND TOTAL ..	3,25,407	81,317	4,06,724
GRAND TOTAL ..	3,25,407	81,317	4,06,724				

N.B.—Construction Estimate closed during 1921-22, vide G. R. No. 636, dated 18th July 1923.

BAGHAR CANAL.

No. 4.—Interest Account for, and to end of, 1926-27.

	Amount.		Amount.
	Rs.		Rs.
Total interest charges to end of 1925-26	59,264	Net Revenue realized to end of 1925-26 as per No. 3	1,35,584
Interest charges for the year 1926-27	32,455	Net Revenue realized during 1926-27 as per No. 3	32,729
On Rs. 2,24,709 outlay to end of the year 1916-17 at the average rate 3·3252 per cent... .. .	7,472	Total Net Revenue realized to end of the year as per No. 3.	1,68,313
On subsequent outlay Rs. 4,42,969 at the flat rate 5·64 per cent.	24,983	Balance net interest charges	—76,594
Total	91,719	Total	91,719

No 5.—Account of Indirect Charges for, and to end of, 1926-27.

Particulars.	Previous.	1926-27.	Total.	Particulars.	Previous.	1926-27.	Total.
Rs.	Rs.	Rs.		Rs.	Rs.	Rs.	
CAPITAL ACCOUNT.				REVENUE ACCOUNT.			
1. Capitalized abatement of Land Revenue	357	..	357	1. Capitalized abatement of Land Revenue	1,154	..	1,154
2. Leave and Pension Allowances	13,811	..	13,811	2. Leave and Pension Allowances	3,776	..	3,776
3. Audit and Accounts Establishment	3,148	900	4,048	3. Audit and Accounts Establishment	1,363	349	1712
Total	17,316	900	18,216	Total	6,293	349	6,642

BAGHAR CANAL.

No. 6.—Statement comparing Capital Cost to end of 1926-27 with sanctioned Estimates.

Particulars.	Charges against closed sanctions.			Current sanctions.			Total charges to date against old and current sanctions.
	Expenditure against construction Estimate.	Expenditure against open Capital sanctions.	Total.	Charges to date.	Amount of sanctioned Estimate.	Unspent balance of Estimate.	
1	2	3	4	5	6	7	8
	Rs.	Rs.	Rs.	Rs.	Rs.	Rs.	Rs.
DIRECT CHARGES.							
Works	1,94,567	..	1,94,567	4,04,796	4,44,213	39,417	5,99,263
Establishment ..	35,968	...	35,968	81,614	92,247	10,633	1,17,582
Tools and Plant ..	335	...	335	3,806	6,436	2,630	4,141
Pensionary charges	2,649	..	—2,649	2,649
Total ..	2,30,870	...	2,30,870	4,92,865	5,42,896	50,031	7,23,735
Less—Receipts on Capital Account
Net Total ..	2,30,870	...	2,30,870	4,92,865	5,42,896	50,031	7,23,735
INDIRECT CHARGES.							
Capitalized abatement of Land Revenue	357	...	—357	357
Leave and Pension Allowances ..	5,034	...	5,034	8,777	12,915	4,138	13,811
Audit and Accounts	4,048	4,291	243	4,048
Total ..	5,034	...	5,034	13,182	17,206	4,024	18,216
GRAND TOTAL ..	2,35,904	...	2,35,904	5,06,047	5,60,102	54,055	7,41,951

Estimate approved in Government Resolution (P. W. D.), No. 631, dated 3rd July 1923, and Government Resolution (P. W. D.), No. 631, dated 3rd September 1925.

DADU CANAL,

CANAL PROJECT.

No. 3.—Revenue Account for, and to end of, 1926-27.

Receipts.	TOTAL.			Charges.	TOTAL.		
	Previous.	1926-27.	Total.		Previous.	1926-27.	Total.
	Rs.	Rs.	Rs.		Rs.	Rs.	Rs.
I.—DIRECT RECEIPTS.							
1. Water-rates from Irrigation ..	17	..	17				
3. Sales of water ..	4	522	526	I.—EXTENSIONS AND IMPROVEMENTS
6. Other canal produce ..	24	...	24				
9. Rents of Buildings	470	470	II.—MAINTENANCE AND REPAIRS.			
10. Fines ..	4	..	4				
11. Miscellaneous receipts ..	660	220	880	2. Main Canals and Branches ..	58,473	11,458	69,931
12. <i>Deduct</i> —Refunds ..	4	...	4				
Total ..	705	1,212	1,917	Total ..	53,473	11,458	69,931
II.—INDIRECT RECEIPTS.							
Irrigation share of Land Revenue collected in the Civil Department.	90,777	27,316	1,18,033	III.—COMPENSATION
4 per cent. on 9/10ths of the proceeds from sales of occupancy rights per Govt. of India Nos. 53 and 58-A. I., dated respectively 20th June and 1st August 1889, communicated in Government Resolution No. 1209, dated 10th July, and No. 1913, dated 7th November 1889 ..	1,659	553	2,212	IV.—ESTABLISHMENT.			
Total ..	92,376	27,869	1,20,245	1 and 2. Direction and Accounts. } 12,320	2,410	14,730	
				3. Executive .. }			
Total, Receipts ..	93,081	29,031	1,22,162	Total ..	12,320	2,410	14,730
Carried over ..	93,081	29,081	1,22,162	V.—TOOLS AND PLANT ..	351	72	423
				Pensionary charges.	337	337
				Carried over ..	71,144	14,277	85,421

ADMINISTRATIVE ACCOUNTS FOR THE YEAR 1926-27.

185

DADU CANAL.

CANAL PROJECT.

No. 3.—Revenue Account for, and to end of, 1926-27.

Receipts.	TOTAL.			Charges.	TOTAL.		
	Previous.	1926-27.	Total.		Previous.	1926-27.	Total.
	Rs.	Rs.	Rs.		Rs.	Rs.	Rs.
Brought forward ..	93,031	29,681	1,22,162	Brought forward ..	71,144	14,277	85,421
<p><i>Note.</i>—Loss to the canal on account of difference between assessment of water-rates on jaghir lands and also on lands in Khilat Territory and assessment at the ordinary rates in force for Government lands noted here per Government of Letter India No. 233-L, dated 14th June 1883, communicated under Government Resolution No. 400, dated 11th August 1883.</p> <p>Rs.</p> <p>To end of 1925-26 .. 1,348</p> <p>Loss for 1926-27 .. 281</p> <p>Total .. 1,629</p>				VI.—REFUNDS OF REVENUE.			
				Deduct—Receipts on revenue account ..	4	..	4
				Total ..	71,140	14,277	85,417
				Share of collection charges in the Civil Department.	5,444	1,667	7,111
				Total, direct charges ..	76,584	15,944	92,528
				Indirect charges debitable to Revenue Account as per Account No. 5 ..	2,310	115	2,425
				Total, charges ..	78,894	16,059	94,953
				Balance Net Revenue ..	14,187	13,022	27,209
				GRAND TOTAL ..	93,031	29,081	1,22,162

N.B.—Last Capital Account detailed in the Administrative Accounts for 1923-24.

Construction Estimate closed during 1921-22, vide G. R. No. 1606, dated 30th November 1923.

DADU CANAL.

CANAL PROJECT.

No. 4.—Interest Account for, and to end of, 1926-27.

	Amount- Rs.		Amount- Rs.
Total interest charges to end of 1926-27	2,820	Net Revenue realized to end of 1925-26 as per No. 3 ..	14,187
Interest charges for the year 1926-27	940	Net Revenue realized during 1926-27 as per No. 3 ..	13,022
On Rs. 28,218 outlay to end of the year 1916-17 at the average rate 3·3252 per cent. . .	938	Total, Net Revenue realized to end of the year as per No. 3.	27,209
On subsequent outlay Rs. 31 at the flat rate 5·64 per cent. ..	2	Balance net interest charges ..	-23,449
Total ..	3,760	Total ..	3,760

No. 5.—Account of Indirect Charges for, and to end of, 1926-27.

Particulars.	Previous.	1926-27.	Total.	Particulars.	Previous.	1926-27.	Total.
	Rs.	Rs.	Rs.		Rs.	Rs.	Rs.
CAPITAL ACCOUNT.		Nil.		REVENUE ACCOUNT.			
				1. Capitalized abatement of Land Revenue
				2. Leave and Pension Allowances ..	1,725	..	1,725
				3. Audit and Accounts Establishment ..	585	115	700
Total	Total ..	2,310	115	2,425

SEHARWAH CANAL.

CANAL PROJECT.

No. 2.—Capital Account for, and to end of, 1926-27.

Heads of Account.	Direct Charges.			Cost of Construction as now estimated.	Expenditure against closed estimates.
	Previous.	1926-27.	Total.		
1	2	3	4	5	6
I.—WORKS.	Rs.	Rs.	Rs.	Rs.	Rs.
(1) HEAD WORKS.					
C. Works	50,000	..
Total, Head Works	50,000	..
(2) MAIN CANALS AND BRANCHES.					
A. Preliminary Expenses	4,768	..
B. Land	12,803	..
D. Regulators	70,765	..
G. Bridges	23,853	..
K. Buildings	23,823	..	23,823	1,15,875	..
L. Earth-work	2,39,835	..
P. Maintenance	18,172	..
Total, Main Canals and Branches ..	23,823	..	23,823	4,86,075	..
(3) DISTRIBUTARIES.					
A. Preliminary Expenses	37,851	..
C. Works	45,261	..
L. Earth-work	2,29,216	..
P. Maintenance	5,828	..
Total, Distributaries	3,18,156	..
(5) WATER COURSES.					
O. Miscellaneous	-1,64,506	..
Total, Water Courses	-1,64,506	..
Total, I—Works ..	23,823	..	23,823	6,89,725	..
Carried over ..	23,823	..	23,823	6,89,725	..

SEHARWAH CANAL.

CANAL PROJECT.

No. 2.—Capital Account for, and to end of, 1926-27.

Hheads of Account.	Direct Charges.			Cost of Construction as now esti- mated.	Expendi- ture against closed estimates.
	Previous.	1926-27.	Total.		
1	2	3	4	5	6
	Rs.	Rs.	Rs.	Rs.	Rs.
Brought forward ..	23,823	..	23,823	6,89,725	..
II.—ESTABLISHMENT.					
1 and 2. Direction and Accounts ..	3,831	..	3,831	1,57,416	..
3. Executive ..					
Total, Establishment ..	3,831	..	3,831	1,57,416	..
III.—TOOLS AND PLANT ..	375	..	375	10,346	..
IV.—Suspense Accounts
Grand Total ..	28,029	..	28,029	8,57,487	..
V.—Less—Receipts on Capital Account.	1,512	687	2,199
Net Outlay ..	26,517	—687	25,830	8,57,487	..
Apportionment.					
Chargeable to 49—Irrigation ..	29,348	..	29,348	8,57,487	..
Chargeable to 55—Construction of Irrigation Works ..	—2,831	—687	—3,518		
Total ..	26,517	—687	25,830	8,57,487	..

SEHARWAH CANAL.

CANAL PROJECT.

No. 4.—Interest Account for, and to end of, 1926-27.

	Amount. Rs.		Amount. Rs.
Total interest charges to end of 1925-26	9,907	Net Revenue realized to end of 1925-26 as per No. 3
Interest charges for the year 1926-27	1,476	Net Revenue realized during 1926-27 as per No. 3
On Rs. 26,173 outlay from 1917-18 to 1925-26 and half of 1926-27 at the flat rate 5·64 per cent.		Total, Net Revenue realized to end of the year as per No. 3.
		Balance net interest charges ..	11,383
Total ..	11,383	Total ..	11,383

No. 5.—Account of Indirect Charges for, and to end of, 1926-27.

Particulars.	Previous.	1926-27.	Total.	Particulars.	Previous.	1926-27.	Total.
	Rs.	Rs.	Rs.		Rs.	Rs.	Rs.
CAPITAL ACCOUNT.				REVENUE ACCOUNT.		Nil.	
1. Capitalized abatement of Land Revenue				
2. Leave and Pension Allowances ..	537	..	537				
3. Audit and Accounts Establishment ..	-11	..	-11				
Total ..	526	..	526	Total

SEHARWAH CANAL.

CANAL PROJECT.

No. 6.—Statement comparing Capital Cost to end of 1926-27 with sanctioned Estimates.

Particulars.	Charges against closed sanctions.			Current sanctions.			Total charges to date against old and current sanctions.
	Expenditure against construction estimate.	Expenditure against open capital sanctions.	Total.	Charges to date.	Amount of sanctioned estimate.	Unspent balance of estimate.	
1	2	3	4	5	6	7	8
	Rs.	Rs.	Rs.	Rs.	Rs.	Rs.	Rs.
DIRECT CHARGES.							
Works	23,823	6,89,725	6,65,902	23,823
Establishment	3,831	1,57,416	1,53,585	3,831
Tools and Plant	375	10,346	9,971	375
Total	28,029	8,57,487	8,29,458	28,029
Less—Receipts on Capital Account	2,199	...	—2,199	2,199
Net Total	25,830	8,57,487	8,31,657	25,830
INDIRECT CHARGES.							
Capitalized abatement of Land Revenue
Leave and Pension Allowances	537	22,038	21,501	537
Audit and Accounts	—11	...	11	—11
Total	526	22,038	21,512	526
GRAND TOTAL	26,356	8,79,525	8,53,169	26,356

Note.—Government of India (P.W.D.), No. 86-I., dated 15th March 1920, communicated in Government Resolution (P.W.D.), No. W. I.—11573, dated 7th June 1920.

ADMINISTRATIVE ACCOUNTS FOR THE YEAR 1926-27.

191

NAULAKHI CANAL ABANDONED PROJECT.

CANAL PROJECT.

No. 4.—Interest Account for, and to end of, 1926-27.

	Amount. Rs.		Amount. Rs.
Total interest charges to end of 1925-26	3,988	Net Revenue realized to end of 1925-26 as per No. 3
Interest charges for the year 1926-27	170	Net Revenue realized during 1926-27 as per No. 3
On Rs. 5,112 outlay to end of the year 1916-17 at the average rate of 3.3252 per cent.		Total Net Revenue realized to end of the year as per No. 3
		Balance net interest charges ..	4,158
Total ..	4,158	Total ..	4,158

No. 5.—Account of Indirect Charges for, and to end of, 1926-27.

Particulars.	Previous.	1926-27.	Total.	Particulars.	Previous.	1926-27.	Total.
	Rs.	Rs.	Rs.		Rs.	Rs.	Rs.
CAPITAL ACCOUNT.				REVENUE ACCOUNT.			
1. Capitalized abatement of Land Revenue				
2. Leave and Pension Allowances ..	33	..	33				
3. Audit and Accounts Establishment				
Total ..	33	..	33	Total

NAULAKHI CANAL ABANDONED PROJECT.

CANAL PROJECT.

No. 6.—Statement comparing Capital Cost to end of 1926-27 with sanctioned Estimates.

Particulars.	Charges against closed sanctions.			Current sanctions.			Total charges to date against old and current sanctions.
	Expenditure against construction estimate.	Expenditure against open Capital sanctions.	Total.	Charges to date.	Amount of sanctioned Estimate.	Unspent balance of Estimate.	
1	2	3	4	5	6	7	8
	Rs.	Rs.	Rs.	Rs.	Rs.	Rs.	Rs.
DIRECT CHARGES.							
Works	4,876	9,72,019	9,67,143	4,876
Establishment	236	2,31,493	2,31,257	236
Tools and Plant	14,423	14,423	...
Suspense Accounts
Total	5,112	12,17,935	12,12,823	5,112
Less—Receipts on Capital Account
Net Total	5,112	12,17,935	12,12,823	5,112
INDIRECT CHARGES.							
Capitalized abatement of Land Revenue	12,470	12,470	...
Leave and Pension allowances	33	32,149	32,116	33
Total	33	44,619	44,586	33
GRAND TOTAL	5,145	12,62,554	12,57,409	5,145

This project has been abandoned.

HATHMATI AND KHARICUT CANAL.

CANAL PROJECT.

No. 3.—Revenue Account for, and to end of, 1926-27.

Receipts.	TOTAL.			Charges.	TOTAL.		
	Previous.	1926-27.	Total.		Previous.	1926-27.	Total.
	Rs.	Rs.	Rs.		Rs.	Rs.	Rs.
I.—DIRECT RECEIPTS.				I.—EXTENSIONS AND IMPROVEMENTS.			
1. Water-rates from Irrigation ..	12,56,077	14,702	12,70,779	1. Head Works ..	20,335	20,227	40,562
3. Sales of water ..	1,745	..	1,745	2. Main Canals and Branches ..	79,673	..	79,673
4. Water-supply of towns ..	3,596	..	3,596	3. Distributaries ..	7,249	..	7,249
5. Plantations ..	1,01,021	5,781	1,06,802				
6. Other canal produce ..				Total ..	1,07,257	20,227	1,27,484
9. Rents of buildings ..	41	..	41	II.—MAINTENANCE AND REPAIRS.			
10. Fines ..	359	..	359	1. Head Works ..	1,19,502	3,763	1,23,265
11. Miscellaneous receipts ..	40,534	3,150	43,684	2. Main Canals and Branches ..	4,13,535	17,247	4,30,782
12. <i>Deduct</i> —Refunds ..	494	79	573	3. Distributaries ..	1,10,114	5,859	1,15,973
				4. Drainage and Protective Works.	4,402	261	4,663
				Total ..	6,47,553	27,130	6,74,683
Total ..	14,02,879	23,554	14,26,433	III.—COMPENSATION ..	3,615	..	3,615
II.—INDIRECT RECEIPTS.				IV.—ESTABLISHMENT.			
Irrigation share of Land Revenue collected in the Civil Department	1 and 2. Direction and Accounts ..	2,66,084	9,191	2,75,275
				3. Executive ..			
				V.—TOOLS AND PLANT ..	12,113	664	12,777
Total Receipts ..	14,02,879	23,554	14,26,433	Pensionary charges.	1,287	1,287
Carried over ..	14,02,879	23,554	14,26,433	Carried over ..	10,36,622	58,499	10,95,121

HATHMATI AND KHARICUT CANAL.

CANAL PROJECT.

No. 3.—Revenue Account for, and to end of, 1926-27.

Receipts.	TOTAL.			Charges.	TOTAL.		
	Previous.	1926-27.	Total.		Previous.	1926-27.	Total.
	Rs.	Rs.	Rs.		Rs.	Rs.	Rs.
Brought forward ..	14,02,879	23,554	14,26,433	Brought forward ..	10,36,622	58,499	10,95,121
				Profit and Loss ..	186	..	186
				VI.—REFUNDS OF REVENUE..	3,854	..	3,854
				Total ..	10,40,662	58,499	10,99,161
				Share of collection charges in the Civil Department.	62,836	441	63,277
				Total Direct Charges ..	11,03,498	58,940	11,62,438
				Indirect charges debitable to Revenue Account as per Account No. 5 ..	41,160	474	41,634
				Total Charges ..	11,44,658	59,414	12,04,072
				Balance Net Revenue ..	2,58,221	—35,860	2,22,361
GRAND TOTAL ..	14,02,879	23,554	14,26,433	GRAND TOTAL ..	14,02,879	23,554	14,26,433

N.B.—Last Capital Account detailed in the Administrative Accounts for 1922-23.

Construction Estimate of the Hathmati Canal closed in 1883-84 and that of the Kharicut Canal closed on 31st March 1893—*vide* G.R. No. 2902 of 10th December 1907.

Completion Report of the Kharicut Canal approved in G. R. No. 683 of 16th April 1894.

HATHMATI AND KHARICUT CANAL.

CANAL PROJECT.

No. 4.—Interest Account for, and to end of, 1926-27.

	Amount. Rs.		Amount. Rs.
Total interest charges to end of 1925-1926	13,98,460	Net Revenue realized to end of 1925-1926 as per No. 3 ..	2,58,221
Interest charges for the year 1926-1927	41,415	Net Revenue realized during 1926-1927 as per No. 3 ..	—35,860
Rs.		Total Net revenue realized to end of the year as per No. 3	2,22,361
On Rs. 12,40,983 outlay to end of the year 1916-17 at the average rate 3.3252 per cent. ..	41,265	Balance net interest charges ..	12,17,514
On subsequent outlay Rs. 2,665 at the flat rate 5.64 per cent. ..	150		
Total ..	14,39,875	Total ..	14,39,875.

No. 5.—Account of Indirect Charges for, and to end of, 1926-1927.

Particulars.	Previous.	1926-1927.	Total.	Particulars.	Previous.	1926-1927.	Total.
	Rs.	Rs.	Rs.		Rs.	Rs.	Rs.
CAPITAL ACCOUNT.	REVENUE ACCOUNT.			
				1. Capitalized abatement of Land Revenue ..	825	..	825
				2. Leave and Pension Allowances ..	38,886	..	38,886
				3. Audit and Accounts Establishment ..	1,449	474	1,923
Total	Total ..	41,160	474	41,634

WANGROLI TANK.

TANK PROJECT.

No. 3.—Revenue Account for, and to end of, 1926-1927.

Receipts.	TOTAL.			Charges.	TOTAL.		
	Previous.	1926-1927.	Total.		Previous.	1926-1927	Total.
	Rs.	Rs.	Rs.		Rs.	Rs.	Rs.
I.—DIRECT RECEIPTS.				I.—EXTENSIONS AND IMPROVEMENTS.			
1. Water-rates from Irrigation ..	62,574	3,024	65,598	1. Head Works ..	1,829	..	1,829
3. Sales of water ..	3,986	15	4,001	2. Main Canals and Branches ..	18,003	395	18,398
4. Water-supply of towns ..	46	..	46				
5. Plantations ..	1,811	335	2,146	Total ..	19,832	305	20,137
6. Other canal produce ..							
9. Rents of buildings ..	2	..	2	II.—MAINTENANCE AND REPAIRS.			
10. Fines ..	15	..	15	1. Head Works ..	39,359	1,123	40,482
11. Miscellaneous receipts ..	7,553	800	8,353	2. Main Canals and Branches ..	57,586	4,376	61,962
12. Deduct—Refunds ..	37	4	41	3. Distributaries ..	412	..	412
Total ..	75,950	4,170	80,120	Total ..	97,357	5,499	1,02,856
II.—INDIRECT RECEIPTS.				III.—COMPENSATION
Irrigation share of Land Revenue collected in the Civil Department.	36,047	..	36,047	IV.—ESTABLISHMENT.			
Total ..	36,047	..	36,047	1 and 2. Direction and Accounts ..	33,224	1,127	34,351
				3. Executive ..			
				V.—TOOLS AND PLANT ..	2,172	82	2,254
Total Receipts ..	1,11,997	4,170	1,16,167	Pensionary charges.	..	158	158
Carried over ..	1,11,997	4,170	1,16,167	Carried over ..	1,52,585	7,171	1,59,756

ADMINISTRATIVE ACCOUNTS FOR THE YEAR 1926-27.

197

WANGROLI TANK.

TANK PROJECT.

No. 3.—Revenue Account for, and to end of, 1926-27.

Receipts.	TOTAL.			Charges.	TOTAL.		
	Previous.	1926-27.	Total.		Previous.	1926-27.	Total.
	Rs.	Rs.	Rs.		Rs.	Rs.	Rs.
Brought forward ..	1,11,997	4,170	1,16,167	Brought forward ..	1,52,585	7,171	1,59,756
				VI—REFUNDS OF REVENUE..	103	..	103
				Total ..	1,52,688	7,171	1,59,859
				Share of collection charges in the Civil Department ..	6,876	91	6,967
				Total Direct Charges ..	1,59,564	7,262	1,66,826
				Indirect Charges debitable to Revenue Account as per Account No. 5 ..	5,009	58	5,067
				Total Charges ..	1,64,573	7,320	1,71,893
				Balance Net Revenue ..	-52,576	-3,150	-55,726
GRAND TOTAL ..	1,11,997	4,170	1,16,167	GRAND TOTAL ..	1,11,997	4,170	1,16,167

N.B.—Last Capital Account detailed in the Administrative Accounts for 1922-1923.
Construction estimate closed on 31st March 1909—vide G. R. No. 902, dated 31st March 1909.
Completion report approved in G. R. No. 729, dated 19th March 1910.

WANGROLI TANK.

TANK PROJECT.

No. 4.—Interest Account for, and to end of, 1926-27.

	Amount. Rs.		Amount. Rs.
Total interest charges to end of 1925-1926	1,65,880	Net Revenue realized to end of 1925-1926 as per No. 3 ..	—52,576
Interest charges for the year 1926-1927	8,146	Net Revenue realized during 1926-1927 as per No. 3 ..	—3,150
	Rs.	Total Net Revenue realized to end of the year as per No. 3 ..	—55,726
On Rs. 2,38,960 outlay to end of the year 1916-17 at the average rate 3.3252 per cent. ..	7,946	Balance net interest charges ..	2,29,752
On subsequent outlay Rs. 3,552 at the flat rate 5.64 per cent. ..	200		
Total ..	1,74,026	Total ..	1,74,026

No. 5.—Account of Indirect Charges for, and to end of, 1926-27.

Particulars.	Previous.	1926-27.	Total.	Particulars.	Previous.	1926-27.	Total.
	Rs.	Rs.	Rs.		Rs.	Rs.	Rs.
CAPITAL ACCOUNT.	REVENUE ACCOUNT.			
				1. Capitalized abatement of Land Revenue ..	19	..	19
				2. Leave and Pension Allowances ..	4,650	..	4,650
				3. Audit and Accounts Establishment ..	340	58	398
Total	Total ..	5,009	58	5,067

TRANZA NAGRAMA TANK.

TANK PROJECT.

No. 3.—Revenue Account for, and to end of, 1926-27.

Receipts.	TOTAL.			Charges.	TOTAL.		
	Previous.	1926-1927.	Total.		Previous.	1926-1927.	Total.
	Rs.	Rs.	Rs.		Rs.	Rs.	Rs.
I.—DIRECT RECEIPTS.				I.—EXTENSIONS AND IMPROVEMENTS.			
1. Water-rates from Irrigation ..	5,395	9	5,404	1. Head Works ..	6,055	..	6,055
5. Plantations ..	1	..	1	2. Main Canals and Branches ..	399	..	399
6. Other canal produce ..	2,735	137	2,872				
10. Fines ..	16	..	16				
11. Miscellaneous receipts ..	9,194	708	9,902	Total ..	6,454	..	6,454
				II.—MAINTENANCE AND REPAIRS.			
				1. Head Works ..	21,771	970	22,741
				2. Main Canals and Branches ..	14,149	630	14,779
Total ..	17,341	854	18,195				
				Total ..	35,920	1,600	37,520
II.—INDIRECT RECEIPTS.				IV.—ESTABLISHMENT.			
Irrigation share of Land Revenue collected in the Civil Department	660	..	660	1 and 2. Direction and Accounts, } 3. Executive .. }	13 620	311	13,931
				V.—TOOLS AND PLANT ..	830	22	852
Total ..	660	..	660				
				Pensionary charges.	..	44	44
Total Receipts ..	18,001	854	18,855				
Carried over ..	18,001	854	18,855	Carried over ..	56,824	1,977	58,801

TRANZA NAGRAMA TANK.

TANK PROJECT.

No. 3.—Revenue Account for, and to end of, 1926-27.

Receipts.	TOTAL.			Charges.	TOTAL.		
	Previous.	1926-1927.	Total.		Previous.	1926-1927.	Total.
	Rs.	Rs.	Rs.		Rs.	Rs.	Rs.
brought forward .	18,001	854	18,855	Brought forward ..	56,824	1,977	58,801
				VI.—REFUNDS OF REVENUE.	199	..	199
				Total ..	57,023	1,977	59,000
				Share of collection charges in the Civil Department.	386	..	386
				Total Direct Charges ..	57,409	1,977	59,386
				Indirect Charges debitable to Re- venue Account as per Account No. 5 ..	2,054	16	2,070
				Total Charges ..	59,463	1,993	61,456
				Balance Net Revenue ..	—41,462	—1,139	—42,601
GRAND TOTAL ..	18,001	854	18,855	GRAND TOTAL ..	18,001	854	18,855

N.B.—Last Capital Account detailed in the Administrative Accounts for 1913-1914.
Construction estimate closed on 30th June 1919—vide G.R. No. 2496, dated 12th October 1909.
Completion report approved in G.R. No. 1720, dated 6th August 1910.

TRANZA NAGRAMA TANK.

TANK PROJECT.

No. 4.—Interest Account for, and to end of, 1926-27.

	Amount. Rs.		Amount. Rs.
Total interest charges to end of 1925-26	1,79,874	Net Revenue realized to end of 1925-26 as per No. 3 ..	—41,462
Interest charges for the year 1926-27	7,915	Net Revenue realized during 1926-27 as per No. 3 ..	—1,139
		Total Net Revenue realized to end of the year as per No. 3 ..	—42,601
On Rs. 2,38,032 outlay to end of the year 1916-17 at the average rate 3.3252 per cent. ..	7,915	Balance net interest charges ..	2,30,390
Total ..	1,87,789	Total ..	1,87,789

No. 5.—Account of Indirect Charges for, and to end of, 1926-27.

Particulars.	Previous.	1926-27.	Total.	Particulars.	Previous.	1926-27.	Total.
Rs.	Rs.	Rs.		Rs.	Rs.	Rs.	
CAPITAL ACCOUNT.	REVENUE ACCOUNT.			
				1. Capitalized abatement of Land Revenue ..	38	..	38
				2. Leave and Pension Allowances ..	1,906	..	1,906
				3. Audit and Accounts Establishment ..	110	16	126
Total	Total ..	2,054	16	2,070

SAVLI TANK.

TANK PROJECT.

No. 3.—Revenue Account for, and to end of, 1926-27.

Receipts.	TOTAL.			Charges.	TOTAL.		
	Previous.	1926-27.	Total.		Previous.	1926-27.	Total.
	Rs.	Rs.	Rs.		Rs.	Rs.	Rs.
I.—DIRECT RECEIPTS.				I.—EXTENSIONS AND IMPROVEMENTS			
1. Water-rates from Irrigation ..	60,530	1,334	61,864	1. Head Works ..	2,365	..	2,365
3. Sales of water ..	120	161	281	2. Main Canals and Branches ..	2,705	..	2,705
4. Watersupply of towns ..	100	..	100				
5. Plantations ..	65	..	65				
6. Other canal produce ..	1,654	377	2,031	Total ..	5,070	..	5,070
10. Fines ..	14	..	14				
11. Miscellaneous receipts ..	5,869	924	6,793	II.—MAINTENANCE AND REPAIRS.			
12. Deduct—Refunds ..	82	..	82	1. Head Works ..	55,025	1,564	56,589
				2. Main Canals and Branches ..	32,638	2,935	35,573
Total ..	68,270	2,796	71,066	Total ..	87,663	4,499	92,162
II.—INDIRECT RECEIPTS.				IV.—ESTABLISHMENT.			
Irrigation share of Land Revenue collected in the Civil Department ..	3	..	3	1 and 2. Direction and Accounts ..	25,598	874	26,472
				3. Executive ..			
Total ..	3	..	3	V.—TOOLS AND PLANT ..	1,720	63	1,783
Total Receipts ..	68,273	2,796	71,069	Pensionary charges.	122	122
Carried over ..	68,273	2,796	71,069	Carried over ..	1,20,051	5,558	1,25,609

SAVLI TANK.

TANK PROJECT.

No. 3.—Revenue Account for, and to end of, 1926-27.

Receipts.	TOTAL.			Charges.	TOTAL.		
	Previous.	1926-27.	Total.		Previous.	1926-27.	Total.
	Rs.	Rs.	Rs.		Rs.	Rs.	Rs.
Brought forward ..	68,273	2,796	71,069	Brought forward..	1,20,051	5,558	1,25,609
				VI.—REFUNDS OF REVENUE..	48	..	48
				Total ..	1,20,099	5,558	1,25,657
				Share of collection charges in the Civil Department.	3,032	40	3,072
				Total direct charges.	1,23,131	5,598	1,28,729
				Indirect Charges debitable to Revenue Account as per Account No. 5 ..	4,266	45	4,311
				Total Charges ..	1,27,397	5,643	1,33,040
				Balance Net Re- venue ..	—59,124	—2,847	—61,971
GRAND TOTAL ..	68,273	2,796	71,069	GRAND TOTAL ..	68,273	2,796	71,069

N.B.—Last Capital Account detailed in the Administrative Accounts for 1912-13.
Construction Estimate closed on 31st March 1910, vide G. R. No. 66, dated 12th January 1910.
Completion Report approved in G. R. No. 2577, dated 15th March 1912.

SAVLI TANK.

TANK PROJECT.

No. 4.—Interest Account for, and to end of, 1926-27.

	Amount. Rs.		Amount. Rs.
Total interest charges to end of 1925-26	1,59,973	Net Revenue realized to end of 1925-26 as per No. 3 ..	—59,124
Interest charges for the year 1926-27	7,787	Net Revenue realized during 1926-27 as per No. 3 ..	—2,847
On Rs. 2,34,179 outlay to end of the year 1916-17 at the average rate 3.3252 per cent.		Total Net Revenue realized to end of the year as per No. 3	—61,971
		Balance net interest charges ..	2,29,731
Total ..	1,67,760	Total ..	1,67,760

No. 5.—Account of Indirect Charges for, and to end of, 1926-27.

Particulars.	Previous.	1926-27.	Total.	Particulars.	Previous.	1926-27.	Total.
	Rs.	Rs.	Rs.		Rs.	Rs.	Rs.
CAPITAL ACCOUNT.	REVENUE ACCOUNT.			
				1. Capitalized abatement of Land Revenue ..	449	..	449
				2. Leave and Pension Allowances ..	3,584	..	3,584
				3. Audit and Accounts Establishment ..	233	45	278
Total	Total ..	4,266	45	4,311

SAHIAT TANK.

TANK PROJECT.

No. 3.—Revenue Account for, and to end of, 1926-27.

Receipts.	TOTAL.			Charges.	TOTAL.		
	Previous.	1926-27.	Total.		Previous.	1926-27.	Total.
	Rs.	Rs.	Rs.		Rs.	Rs.	Rs.
I.—DIRECT RECEIPTS.				I.—EXTENSIONS AND IMPROVEMENTS.			
1. Water-rates from Irrigation ..	22,260	430	22,690	1. Head Works ..	2,463	..	2,463
3. Sales of water ..	10	..	10	2. Main Canals and Branches ..	4,880	..	4,880
5. Plantations ..	15	..	15	3. Distributaries ..	612	..	612
6. Other Canal produce ..	2,449	405	2,854	4. Drainage and Protective Works.
9. Rents of buildings ..	1	..	1	Total ..	7,955	..	7,955
10. Fines ..	3	..	3				
11. Miscellaneous receipts ..	4,996	704	5,700	II.—MAINTENANCE AND REPAIRS.			
Total ..	29,734	1,539	31,273	1. Head Works ..	46,645	1,164	47,809
				2. Main Canals and Branches ..	39,263	2,336	41,599
				3. Distributaries...	2,256	..	2,256
				4. Drainage and Protective Works.
				Total ..	88,164	3,500	91,664
II.—INDIRECT RECEIPTS.				III.—COMPENSATION
Irrigation share of Land Revenue collected in the Civil Department ..	8,119	..	8,119	IV.—ESTABLISHMENT.			
				1 and 2. Direction and Accounts ..	26,490	679	27,169
				3. Executive ..			
Total ..	8,119	..	8,119	V.—TOOLS AND PLANT ..	1,839	49	1,888
Total, Receipts ..	37,853	1,539	39,392	Pensionary charges.	..	95	95
Carried over ..	37,853	1,539	39,392	Carried over ..	1,24,448	4,323	1,28,771

SAHIAT TANK.

TANK PROJECT.

No. 3.—Revenue Account for, and to end of, 1926-27.

Receipts.	TOTAL.			Charges.	TOTAL.		
	Previous.	1926-27.	Total.		Previous.	1926-27.	Total.
Brought forward ..	Rs. 37,853	Rs. 1,539	Rs. 39,392	Brought forward ..	Rs. 1,24,448	Rs. 4,323	Rs. 1,28,771
				VI.—REFUNDS OF REVENUE..	1	..	1
				Total ..	1,24,449	4,323	1,28,772
				Share of Collection charges in the Civil Depart- ment ..	1,924	13	1,937
				Total Direct Charges ..	1,26,373	4,336	1,30,709
				Indirect Charges debitable to Re- venue as per No. 5 ..	3,921	35	3,956
				Total Charges ..	1,30,294	4,371	1,34,665
				Balance Net Re- venue ..	—92,441	—2,832	—95,273
GRAND TOTAL ..	37,853	1,539	39,392	GRAND TOTAL ..	37,853	1,539	39,392

N.B.—Last Capital Account detailed in the Administrative Accounts for 1911-12.
 Construction Estimate closed on 31st March 1912, vide G.R. No. 2066, dated 18th October 1911.
 Completion Report approved in G. R. No. 10160, dated 7th October 1913.

SAHIAT TANK.

TANK PROJECT.

No. 4.—Interest Account for, and to end of, 1926-27.

	Amount. Rs.		Amount. Rs.
Total interest charges to end of 1925-26	89,674	Net Revenue realized to end of 1925-26 as per No. 3 ..	—92,441
Interest charges for the year 1926-27	5,269	Net Revenue realized during 1926-27 as per No. 3 ..	—2,832
On Rs. 1,58,452 outlay to end of the year 1916-17 at the average rate 3.3252 per cent.		Total Net Revenue realized to end of the year as per No. 3	—95,273
		Balance net interest charges ..	1,90,216
Total ..	94,943	Total ..	94,943

No. 5.—Account of Indirect Charges for, and to end of, 1926-27.

Particulars.	Previous.	1926-27.	Total.	Particulars.	Previous.	1926-27.	Total.
	Rs.	Rs.	Rs.		Rs.	Rs.	Rs.
CAPITAL ACCOUNT.	REVENUE ACCOUNT.			
				1. Capitalised abatement of Land Revenue
				2. Leave and Pension Allowances ..	3,710	..	3,710
				3. Audit and Accounts Establishment ..	211	35	246
Total	Total ..	3,921	35	3,956

FUTELAO TANK.

TANK PROJECT.

No. 3.—Revenue Account for, and to end of, 1926-27.

Receipts.	TOTAL.			Charges.	TOTAL.		
	Previous.	1926-27.	Total.		Previous.	1926-27.	Total.
I.—DIRECT RECEIPTS.	Rs.	Rs.	Rs.	I.—EXTENSIONS AND IMPROVEMENTS.	Rs.	Rs.	Rs.
1. Water-rates from Irrigation ..	1,306	15	1,321	1. Head Works ..	500	..	500
5. Plantations ..	26	..	26				
6. Other Canal produce ..	199	45	244				
11. Miscellaneous receipts ..	1,184	81	1,265	Total ..	500	..	500
				II.—MAINTENANCE AND REPAIRS.			
				1. Head Works ..	9,444	544	9,988
				2. Main Canals and Branches ..	5,078	504	5,582
Total ..	2,715	141	2,856				
II.—INDIRECT RECEIPTS.				Total ..	14,522	1,048	15,570
Irrigation share of Land Revenue collected in the Civil Department	IV.—ESTABLISHMENT.			
				1 and 2. Direction and Accounts ..	3,124	203	3,327
				3 Executive ..			
				V.—TOOLS AND PLANT ..	233	15	248
Total Receipts ..	2,715	141	2,856	Pensionary charges.	..	28	28
Carried over ..	2,715	141	2,856	Carried over ..	18,379	1,294	19,673

FUTELAO TANK.

TANK PROJECT.

No. 3.—Revenue Account for, and to end of, 1926-27.

Receipts.	TOTAL.			Charges.	TOTAL.		
	Previous.	1926-27.	Total.		Previous.	1926-27.	Total.
	Rs.	Rs.	Rs.		Rs.	Rs.	Rs.
Brought forward ..	2,715	141	2,856	Brought forward..	18,379	1,294	19,673
				VI.—REFUNDS OF REVENUE.
				Total ..	18,379	1,294	19,673
				Share of Collection Charges in the Civil Department ..	66	..	66
				Total, Direct Charge ..	18,445	1,294	19,739
				Indirect Charges debitable to Re- venue Account as per No. 5 ..	505	10	515
				Total, Charges..	18,950	1,304	20,254
				Balance Net Revenue ..	-16,235	-1,163	-17,398
GRAND TOTAL ..	2,715	141	2,856	GRAND TOTAL ..	2,715	141	2,856

N.B.—Last Capital Account detailed in the Administrative Accounts for 1916-17.
Construction Estimate closed on 30th November 1916.

FUTELAO TANK.

TANK PROJECT.

No. 4.—Interest Account for, and to end of, 1926-27.

	Amount. Rs.		Amount. Rs.
Total interest charges to end of 1925-26	39,650	Net Revenue realized to end of 1925-26 as per No. 3 ..	—16,235
Interest charges for the year 1926-27	3,570	Net Revenue realized during 1926-27 as per No. 3 ..	—1,163
On Rs. 1,07,356 outlay to end of the year 1916-17 at the average rate 3.3252 per cent.		Total Net Revenue realized to end of the year as per No. 3	—17,398
		Balance net interest charges ..	60,618
Total ..	43,220	Total ..	43,220

No. 5.—Account of Indirect Charges for, and to end of, year 1926-27.

Particulars.	Previous.	1926-27.	Total.	Particulars.	Previous.	1926-27.	Total.
	Rs.	Rs.	Rs.		Rs.	Rs.	Rs.
CAPITAL ACCOUNT.	REVENUE ACCOUNT.			
				1. Capitalized abatement of Land Revenue
				2. Leave and Pension Allowances ..	439	..	439
				3. Audit and Accounts Establishment ..	66	10	76
	Total ..	505	10	515

LOWER PANJHRA RIVER WORKS.

TANK PROJECT.

No. 3.—Revenue Account for, and to end of, 1926-27.

Receipts.	TOTAL.			Charges.	TOTAL.		
	Previous.	1926-27.	Total.		Previous.	1926-27.	Total.
	Rs.	Rs.	Rs.		Rs.	Rs.	Rs.
I.—DIRECT RECEIPTS.				I.—EXTENSIONS AND IMPROVEMENTS.			
1. Water-rates from Irrigation ..	5,03,655	12,155	5,15,810	1. Head Works ..	1,428	..	1,428
3. Sales of water ..	440	..	440	2. Main Canals and Branches ..	35,009	..	35,009
5. Plantations ..	36,361	15	38,463	3. Distributaries..	9,358	..	9,358
6. Other canal produce ..		2,087		Total ..	45,795	..	45,795
9. Rents of buildings ..	121	43	169				
10. Fines ..	503	1	504				
11. Miscellaneous receipts ..	6,526	..	6,526	II.—MAINTENANCE AND REPAIRS.			
12. Deduct—Re-funds ..	22	..	22	1. Head Works ..	37,967	501	38,468
Total ..	5,47,584	14,306	5,61,890	2. Main Canals and Branches ..	18,737	499	19,236
				3. Distributaries..	72,800	..	72,800
				4. Drainage and Protective Works ..	2,771	..	2,771
				Total ..	1,32,275	1,000	1,33,275
II.—INDIRECT RECEIPTS.							
Irrigation share of Land Revenue collected in the Civil Department.	2,73,926	8,955	2,82,881	IV.—ESTABLISHMENT.			
Total ..	2,73,926	8,955	2,82,881	1 & 2. Direction and Accounts ..	1,14,160	4,832	1,18,992
				3. Executive ..			
				V.—TOOLS AND PLANT			
				..	3,376	33	3,409
Total, Receipts ..	8,21,510	23,261	8,44,771	Pensionary charges.	..	677	677
Carried over ..	8,21,510	23,261	8,44,771	Carried over ..	2,95,606	6,542	3,02,148

LOWER PANJHRA RIVER WORKS.

TANK PROJECT.

No. 3.—Revenue Account for, and to end of, 1926-27.

Receipts.	TOTAL.			Charges.	TOTAL.		
	Previous.	1926-27.	Total.		Previous.	1926-27.	Total.
	Rs.	Rs.	Rs.		Rs.	Rs.	Rs.
Brought forward ..	8,21,510	23,261	8,44,771	Brought forward ..	2,95,606	6,542	3,02,148
				Profit and Loss ..	19	..	19
				VI.—REFUNDS OF REVENUE ..	3,896	..	3,896
				Suspense Account..	140	..	140
				Total ..	2,99,661	6,542	3,06,203
				Share of collection charges in the Civil Department.	70,001	1,743	71,744
				Total, Direct Charges ..	3,69,662	8,285	3,77,947
				Indirect Charges debitable to Revenue Account as per Account No. 5 ..	16,625	10	16,635
				Total, Charges ..	3,86,287	8,295	3,94,582
				Balance Net Revenue ..	4,35,223	14,966	4,50,189
GRAND TOTAL ..	8,21,510	23,261	8,44,771	GRAND TOTAL ..	8,21,510	23,261	8,44,771

N.B.—Last Capital Account detailed in the Administrative Accounts for 1898-99.

Construction Estimate closed on 31st March 1895—vide G. R. No. 148, dated 31st January 1895.

Completion Report approved in G. R. No. 1392, dated 3rd October 1895.

LOWER PANJHRA RIVER WORKS.

TANK PROJECT.

No. 4.—Interest Account for, and to end of, 1926-27.

	Amount. Rs.		Amount. Rs.
Total interest charges to end of 1925-26	9,16,551	Net Revenue realized to end of 1925-26 as per No. 3 ..	4,35,223
Interest charges for the year 1926-27	14,810	Net Revenue realized during 1926-27 as per No. 3 ..	14,966
On Rs. 4,45,382 outlay to end of the year 1916-17 at the average rate 3.3252 per cent. ..		Total Net Revenue realized to end of the year as per No. 3	4,50,189
		Balance net interest charges ..	4,81,172
Total ..	9,31,361	Total ..	9,31,361

No. 5.—Account of Indirect Charges for, and to end of, 1926-27.

Particulars.	Previous.	1926-27.	Total.	Particulars.	Previous.	1926-27.	Total.
	Rs.	Rs.	Rs.		Rs.	Rs.	Rs.
CAPITAL ACCOUNT.	REVENUE ACCOUNT.			
				1. Capitalized abatement of Land Revenue ..	94	..	94
				2. Leave and Pension Allowances ..	16,405	..	16,405
				3. Audit and Accounts Establishment ..	126	10	136
	Total ..	16,625	10	16,635

HARTALA TANK.

TANK PROJECT.

No. 3.—Revenue Account for, and to end of, 1926-27.

Receipts.	TOTAL.			Charges.	TOTAL.		
	Previous.	1926-27.	Total.		Previous.	1926-27.	Total.
	Rs.	Rs.	Rs.		Rs.	Rs.	Rs.
I.—DIRECT RECEIPTS.				I.—EXTENSIONS AND IMPROVEMENTS.			
1. Water-rates from Irrigation ..	18,739	..	18,739	1. Head Works ..	5,011	..	5,011
3. Sales of water ..	140	..	140	2. Main Canals and Branches ..	584	..	584
5. Plantations ..	287	..	287				
6. Other canal produce ..	15,103	334	15,437	Total ..	5,595	..	5,595
10. Fines ..	260	..	260				
11. Miscellaneous receipts ..	21,844	363	22,207	II.—MAINTENANCE AND REPAIRS.			
				1. Head Works ..	6,890	4	6,894
				2. Main Canals and Branches ..	2,197	474	2,671
				3. Distributaries..	1,342	22	1,364
Total ..	56,373	697	57,070	Total ..	10,429	500	10,929
II.—INDIRECT RECEIPTS.				IV.—ESTABLISHMENT.			
Irrigation share of Land Revenue collected in the Civil Department.	1 & 2. Direction and Accounts ..	10,605	301	10,906
				3. Executive ..			
				V.—TOOLS AND PLANT ..	313	16	329
Total Receipts ..	56,373	697	57,070	Pensionary charges.	..	42	42
Carried over ..	56,373	697	57,070	Carried over ..	26,942	859	27,801

ADMINISTRATIVE ACCOUNTS FOR THE YEAR 1926-27.

215

HARTALA TANK.

TANK PROJECT.

No. 3.—Revenue Account for, and to end of, 1926-27.

Receipts.	TOTAL.			Charges.	TOTAL.		
	Previous.	1926-27.	Total.		Previous.	1926-27.	Total.
	Rs.	Rs.	Rs.		Rs.	Rs.	Rs.
Brought forward ..	56,373	697	57,070	Brought forward..	26,942	859	27,801
				VI.—REFUNDS OF REVENUE ..	2,957	..	2,957
				Total ..	29,899	859	30,758
				Share of collection charges in the Civil Department.	1,805	8	1,813
				Total, Direct Charges ..	31,704	867	32,571
				Indirect Charges debitable to Re- venue Account as per Account No. 5.	1,529	5	1,534
				Total, Charges ..	33,233	872	34,105
				Balance Net ..	23,140	—175	22,965
GRAND TOTAL ..	56,373	697	57,070	GRAND TOTAL ..	56,373	697	57,070

N.B.—Last Capital Account detailed in the Administrative Accounts for 1886-87.
Construction Estimate closed on 31st March 1887—vide G. R. No. 1411, dated 12th September 1893.
Completion Report approved in G. R. No. 1224, dated 31st July 1894.

HARTALA TANK.

TANK PROJECT.

No. 4.—Interest Account for, and to end of, 1926-27.

	Amount. Rs.		Amount. Rs.
Total interest charges to end of 1925-26	97,136	Net Revenue realized to end of 1925-26 as per No. 3	23,140
Interest charges for the year 1926-27	1,594	Net Revenue realized during 1926-27 as per No. 3	— 175
On Rs. 47,948 outlay to end of the year 1916-17 at the average rate 3-3252 per cent. ..	Rs. 1,594	Total. Net Revenue realized to end of the year as per No. 3	22,965
		Balance net interest charges	75,765
Total ..	98,730	Total ..	98,730

No. 5.—Account of Indirect Charges for, and to end of, year 1926-27.

Particulars.	Previous.	1926-27.	Total.	Particulars.	Previous.	1926-27.	Total.
	Rs.	Rs.	Rs.		Rs.	Rs.	Rs.
CAPITAL ACCOUNT.	REVENUE ACCOUNT.			
				1. Capitalized abatement of Land Revenue
				2. Leave and Pension Allowances ..	1,500	..	1,500
				3. Audit and Accounts Establishment ..	29	5	34
	Total ..	1,529	5	1,534

MHASWA TANK.

TANK PROJECT.

No. 3.—Revenue Account for, and to end of, 1926-27.

Receipts.	TOTAL.			Charges.	TOTAL.		
	Previous.	1926-27.	Total.		Previous.	1926-27.	Total.
	Rs.	Rs.	Rs.		Rs.	Rs.	Rs.
I.—DIRECT RECEIPTS.				I.—EXTENSIONS AND IMPROVEMENTS.			
1. Water-rates from Irrigation ..	37,104	1,444	38,548	1. Head Works ..	6,774	..	6,774
3. Sales of water..	14	..	14	2. Main Canals and Branches ..	4,037	..	4,037
5. Plantations ..	13,565	98	14,206	3. Distributaries	586	..	586
6. Other canal produce ..		543					
9. Rents of buildings ..	154	..	154				
40. Fines ..	5	..	5	Total ...	11,397	..	11,397
11. Miscellaneous receipts ..	18,343	1,763	20,106				
12. Deduct—Refunds ..	1	..	1	II.—MAINTENANCE AND REPAIRS.			
				1. Head Works ..	4,358	..	4,358
				2. Main Canals and Branches ..	11,073	995	12,068
				3. Distributaries..	16,559	..	16,559
Total ..	69,184	3,848	73,032	Total ..	31,990	995	32,985
II.—INDIRECT RECEIPTS.				IV.—ESTABLISHMENT.			
Irrigation share of Land Revenue collected in the Civil Department.	1 and 2. Direction and Accounts ..	30,838	599	31,437
				3. Executive ..			
				V.—TOOLS AND PLANT ..	1,492	33	1,525
Total, Receipts ..	69,184	3,848	73,032	Pensionary charges.	..	84	84
Carried over :	69,184	3,848	73,032	Carried over ..	75,717	1,711	77,428

MHASWA TANK.

TANK PROJECT.

No. 3.—Revenue Account for, and to end of, 1926-27.

Receipts.	TOTAL.			Charges.	TOTAL.		
	Previous.	1926-27.	Total.		Previous.	1926-27.	Total.
	Rs.	Rs.	Rs.		Rs.	Rs.	Rs.
Brought forward ..	69,184	3,848	73,032	Brought forward ..	75,717	1,711	77,428
				Profit and Loss ..	149	..	149
				VI.—REFUNDS OF REVENUE ..	212	..	212
				Total ..	76,078	1,711	77,789
				Share of collection charges in the Civil Department.	1,883	43	1,926
				Total Direct Charges ..	77,961	1,754	79,715
				Indirect Charges debitable to Revenue Account as per Account No. 5 ..	4,656	10	4,666
				Total Charges ..	82,617	1,764	84,381
				Balance Net Revenue ..	-13,433	2,084	-11,349
GRAND TOTAL ..	69,184	3,848	73,032	GRAND TOTAL ..	69,184	3,848	73,032

N.B.—Last Capital Account detailed in the Administrative Accounts for 1893-94.
Construction Estimate closed on 31st March 1887, vide G. R. No. 1411, dated 12th September 1893.
Completion Report approved in G. R. No. 1224, dated 31st July 1894.

MHASWA TANK.

TANK PROJECT.

No. 4.—Interest Account for, and to end of, 1926-27.

	Amount Rs.		Amount Rs.
Total interest charges to end of 1925-26	2,37,036	Net Revenue realized to end of 1925-26 as per No. 3 ..	-13,433
Interest charges for the year 1926-27	4,282	Net Revenue realized during 1926-27 as per No. 3	2,084
On Rs. 1,28,781 outlay to end of the year 1916-17 at the average rate 3.3252 per cent. ..		Total Net Revenue realized to end of the year as per No. 3 ..	-11,349
		Balance net interest charges ..	2,52,667
Total ..	2,41,318	Total ..	2,41,318

No. 5.—Account of Indirect Charges for, and to end of, 1926-27.

Particulars.	Previous.	1926-27.	Total.	Particulars.	Previous.	1926-27.	Total.
CAPITAL ACCOUNT.	Rs.	Rs.	Rs.	REVENUE ACCOUNT.	Rs.	Rs.	Rs.
..	1. Capitalized abatement of Land Revenue ..	120	..	120
				2. Leave and Pension Allowances ..	4,477	..	4,477
				3. Audit and Accounts Establishment ..	59	10	69
..	Total ..	4,656	10	4,666

JAMDA CANAL.

CANAL PROJECT.

No. 3.—Revenue Account for, and to end of, 1926-27.

Receipts.	TOTAL.			Charges.	TOTAL.		
	Previous.	1926-27.	Total.		Previous.	1926-27.	Total.
I.—DIRECT RECEIPTS.				I.—EXTENSIONS AND IMPROVEMENTS.			
1. Water Rates from Irrigation ..	3,44,030	4,832	3,48,862	1. Head Works ..	8,605	..	8,605
3. Sales of water ..	212	..	212	2. Main Canals and Branches ..	27,757	..	27,757
5. Plantations ..	81,541	5,593	88,080	3. Distributaries ..	1,464	..	1,464
6. Other canal produce ..		946					
9. Rents of buildings ..	2,164	8	2,172				
10. Fines ..	153	..	153	Total ..	37,826	..	37,826
11. Miscellaneous receipts ..	2,823	15	2,838				
12. Deduct—Refunds ..	189	20	209	II.—MAINTENANCE AND REPAIRS.			
				1. Head Works ..	20,188	..	20,188
				2. Main Canals and Branches ..	2,73,942	5,609	2,79,551
				3. Distributaries ..	16,463	..	16,463
Total ..	4,30,734	11,374	4,42,108	Total ..	3,10,593	5,609	3,16,202
II.—INDIRECT RECEIPTS.				IV.—ESTABLISHMENT.			
Irrigation share of Land Revenue collected in the Civil Department.	1 & 2. Direction and Accounts ..	2,52,153	3,374	2,55,527
				3. Executive ..			
				V.—TOOLS AND PLANT ..	7,618	184	7,802
Total	Pensionary charges	472	472
Total, Receipts ..	4,30,734	11,374	4,42,108	Carried over ..	6,08,190	9,639	6,17,829
Carried over ..	4,30,734	11,374	4,42,108				

JAMDA CANAL.

CANAL PROJECT.

No. 3.—Revenue Account for, and to end of, 1926-27.

Receipts.	TOTAL.			Charges.	TOTAL.		
	Previous.	1926-27.	Total.		Previous.	1926-27.	Total.
	Rs.	Rs.	Rs.		Rs.	Rs.	Rs.
Brought forward ..	4,30,734	11,374	4,42,108	Brought forward ..	6,08,190	9,639	6,17,829
				Profit and Loss ..	84	..	84
				VI.—REFUNDS OF REVENUE ..	1,102	..	1,102
				Suspense Account
				Total ..	6,09,376	9,639	6,19,015
				Share of Collection charges in the Civil Department.	17,131	145	17,276
				Total Direct Charges	6,26,507	9,784	6,36,291
				Indirect Charges debitable to Re- venue Account as per Account No. 5 ..	39,062	56	39,118
				Total, Charges ..	6,65,569	9,840	6,75,409
				Balance Net Revenue ..	-2,34,835	1,534	-2,33,301
GRAND TOTAL ..	4,30,734	11,374	4,42,108	GRAND TOTAL ..	4,30,734	11,374	4,42,108

N.B.—Last Capital Account detailed in the Administrative Accounts for 1925-26.
Construction Estimate closed on 31st March 1902—vide G. R. No. 5163, dated 1st May 1915.
Completion Report approved in G. R. No. 5163, dated 1st May 1915.

JAMDA CANAL.

CANAL PROJECT.

No. 4.—Interest Account for, and to end of, 1926-27.

	Amount. Rs.		Amount. Rs.
Total interest charges to end of 1925-26	21,90,696	Net Revenue realized to end of 1925-26 as per No. 3 ..	-2,34,835
Interest charges for the year 1926-27 Rs.	33,521	Net Revenue realized during 1926-27 as per No. 3	1,534
On Rs. 9,91,178 outlay to end of the year 1916-17 at the average rate 3.3252 per cent. ..	32,959	Total Net Revenue realized to end of the year as per No. 3	-2,33,301
On subsequent outlay Rs. 9,968 at the flat rate 5.64 per cent. .. Rs.	562	Balance net interest charges ..	24,57,718
Total ..	22,24,417	Total ..	22,24,417

No. 5.—Account of Indirect Charges for, and to end of, 1926-27.

Particulars.	Previous.	1926-27.	Total.	Particulars.	Previous.	1926-27.	Total.
	Rs.	Rs.	Rs.		Rs.	Rs.	Rs.
CAPITAL ACCOUNT.	REVENUE ACCOUNT.			
				1. Capitalized abatement of Land Revenue ..	446	..	446
				2. Leave and Pension Allowances ..	38,308	..	38,308
				3. Audit and Accounts Establishment ..	308	56	364
	Total ..	39,062	56	39,118

BHATODI TANK.

TANK PROJECT.

No. 3.—Revenue Account for, and to end of, 1926-27.

Receipts.	TOTAL.			Charges.	TOTAL.		
	Previous.	1926-27.	Total.		Previous.	1926-27.	Total.
	Rs.	Rs.	Rs.		Rs.	Rs.	Rs.
I.—DIRECT RECEIPTS.				I.—EXTENSIONS AND IMPROVEMENTS.			
1 Water-rates from Irrigation ..	1,82,534	2,410	1,84,944	1. Head Works ..	10,477	..	10,477
3. Sales of water ..	16	..	16	2. Main Canals and Branches ..	9,684	..	9,684
5. Plantations ..	14,450	43	14,527				
6. Other produce canal ..		34		Total ..	20,161	..	20,161
9. Rents of buildings ..	230	2	232				
10. Fines ..	315	..	315	II.—MAINTENANCE AND REPAIRS.			
11. Miscellaneous receipts ..	37,905	3,212	41,117	1. Head Works ..	24,984	1,151	26,135
12. Deduct — R e - funds ..	17	..	17	2. Main Canals and Branches ..	84,911	990	85,901
Total ..	2,35,433	5,701	2,41,134	3. Distributaries ..	6,631	353	6,984
				Total ..	1,16,526	2,494	1,19,020
II.—INDIRECT RECEIPTS.				III.—COMPENSATION ..	9	..	9
Irrigation share of Land Revenue collected in the Civil Department. Revenue on lands irrigated by percolation as per G. R. No. 1757, dated 16th Oct. 1891 ..	61,715	1,139	62,854	IV.—ESTABLISHMENT.			
Increased Land Revenue as per G. R. No. 203, dated 30th March 1878 ..	7,302	146	7,448	1 & 2. Direction and Accounts ..	94,677	971	95,648
Total ..	69,017	1,235	70,302	3. Executive ..			
Total receipts ..	3,04,450	6,986	3,11,436	V.—TOOLS AND PLANT ..	2,873	82	2,955
Carried over ..	3,04,450	6,986	3,11,436	Pensionary charges.	..	136	136
				Carried over ..	2,34,246	3,683	2,37,929

BHATODI TANK.

TANK PROJECT.

No. 3.—Revenue Account for, and to end of, 1926-27.

Receipts.	TOTAL.			Charges.	TOTAL.		
	Previous.	1926-27.	Total.		Previous.	1926-27.	Total.
	Rs.	Rs.	Rs.		Rs.	Rs.	Rs.
Brought forward ..	3,04,450	6,986	3,11,436	Brought forward ..	2,34,246	3,683	2,37,929
				VI.—REFUNDS OF REVENUE ..	1,265	..	1,265
				Total ..	2,35,511	3,683	2,39,194
				Share of Collection Charges in the Civil Department.	15,783	186	15,969
				Total Direct Charges	2,51,294	3,869	2,55,163
				Indirect Charges debitable to Revenue Account as per Account No. 5 ..	13,881	25	13,906
				Total Charges ..	2,65,175	3,894	2,69,069
				Balance Net Revenue ..	39,275	3,092	42,367
GRAND TOTAL ..	3,04,450	6,986	3,11,436	GRAND TOTAL ..	3,04,450	6,986	3,11,436

N.B.—Last Capital Account detailed in the Administrative Accounts for 1891-92.
 Construction Estimate closed on 31st March 1892, vide G. R. No. 1411, dated 12th September 1893.
 Completion Report approved in G. R. No. 1797, dated 19th November 1894.

BHATODI TANK.

TANK PROJECT.

No. 4.—Interest Account for, and to end of, 1926-27.

	Amount. Rs.		Amount. Rs.
Total interest charges to end of 1925-26	7,37,040	Net Revenue realised to end of 1925-26 as per No. 3 ..	39,275
Interest charges for the year 1926-27	11,727	Net Revenue realized during 1926-27 as per No. 3 ..	3,092
On Rs. 3,52,685 outlay Rs. to end of the year 1916-17 at the average rate 3.3252 per cent. ..	11,727	Total Net Revenue realized to end of the year as per No. 3	42,367
		Balance net interest charges ..	7,06,400
Total ..	7,48,767	Total ..	7,48,767

No. 5.—Account of Indirect Charges for, and to end of, year 1926-27.

Particulars.	Previous.	1926-27.	Total.	Particulars.	Previous.	1926-27.	Total.
CAPITAL ACCOUNT.	REVENUE ACCOUNT.	Rs.	Rs.	Rs.
				1. Capitalized abatement of Land Revenue ..	102	..	102
				2. Leave and Pension Allowances ..	13,577	..	13,577
				3. Audit and Accounts Establishment ..	202	25	227
	Total ..	13,881	25	13,906

EKRUK TANK.

TANK PROJECT.

No. 3.—Revenue Account for, and to end of, 1926-27.

Receipts.	TOTAL.			Charges.	TOTAL.		
	Previous.	1926-27.	Total.		Previous.	1926-27.	Total.
I.—DIRECT RECEIPTS.	Rs.	Rs.	Rs.	I.—EXTENSIONS AND IMPROVEMENTS.	Rs.	Rs.	Rs.
1. Water-rates from Irrigation ..	9,00,311	25,205	9,25,516	1. Head Works ..	10,870	272	11,142
3. Sales of water ..	11,05,088	1,00,455	12,05,543	2. Main Canals and Branches ..	50,097	..	50,097
4. Water-supply of towns ..	2,66,390	..	2,66,390	3. Distributaries ..	1,075	..	1,075
5. Plantations ..	2,30,880	7,230	2,38,110	Total ..	62,042	272	62,314
6. Other canal produce ..							
9. Rents of buildings ..	567	785	1,352				
10. Fines ..	188	..	188	II.—MAINTENANCE AND REPAIRS.			
11. Miscellaneous receipts ..	35,887	887	36,774	1. Head Works ..	1,07,055	2,299	1,09,354
12. Deduct—Refunds ..	3,710	17	3,727	2. Main Canals and Branches ..	2,99,016	5,285	3,04,301
Total ..	25,35,601	1,34,545	26,70,146	3. Distributaries ..	8,159	6	8,165
				Total ..	4,14,230	7,590	4,21,820
II.—INDIRECT RECEIPTS.				III.—COMPENSATION ..	69	..	69
Irrigation share of Land Revenue collected in the Civil Department	IV.—ESTABLISHMENT.			
				1 & 2. Direction and Accounts. } 2,90,281	6,736	2,97,017	
				3. Executive .. }			
				V.—TOOLS AND PLANT ..	9,891	259	10,150
Total, Receipts ..	25,35,601	1,34,545	26,70,146	Pensionary charges.	..	943	943
Carried over ..	25,35,601	1,34,545	26,70,146	Carried over ..	7,76,513	15,800	7,92,313

EKruk TANK.

TANK PROJECT.

No. 3.—Revenue Account for, and to end of, 1926-27.

Receipts.	TOTAL.			Charges.	TOTAL.		
	Previous.	1926-27.	Total.		Previous.	1926-27.	Total.
	Rs.	Rs.	Rs.		Rs.	Rs.	Rs.
Brought over ..	25,35,601	1,34,545	26,70,146	Brought over ..	7,76,513	15,800	7,92,313
				VI.—REFUNDS OF REVENUE.	1,157	..	1,157
				Suspense Account..	— 71	..	— 71
				Total ..	7,77,599	15,800	7,93,399
				Share of collection charges in the Civil Department.	84,671	3,742	88,413
				Total, Direct Charges.	8,62,270	19,542	8,81,812
				Indirect Charges debitable to Revenue Account as per Account No. 5 ..	45,033	79	45,112
				Total Charges ..	9,07,303	19,621	9,26,924
				Balance Net Revenue ..	16,28,298	1,14,924	17,43,222
GRAND TOTAL ..	25,35,601	1,34,545	26,70,146	GRAND TOTAL ..	25,35,601	1,34,545	26,70,146

N.B.—Last Capital Account detailed in the Administrative Accounts for 1895-96.

Construction Estimate closed on 31st March 1891—vide G. R. No. 1253, dated 8th July 1891.

EKRUK TANK.

TANK PROJECT.

No. 4.—Interest Account for, and to end of, 1926-27.

	Amount Rs.		Amount Rs.
Total interest charges to end of 1925-26	25,97,897	Net Revenue realized to end of 1925-26 as per No. 3 ..	16,28,298
Interest charges for the year 1926-27	40,837	Net Revenue realized during 1926-27 as per No. 3 ..	1,14,924
On Rs. 12,28,117 outlay to end of the year 1916-17 at the average rate 3.3252 per cent.		Total Net Revenue realized to end of the year as per No. 3	17,43,222
		Balance net interest charges ..	8,95,512
Total ..	26,38,734	Total ..	26,38,734

No. 5.—Account of Indirect Charges for, and to end of, 1926-27.

Particulars.	Previous.	1926-27.	Total.	Particulars.	Previous.	1926-27.	Total.
CAPITAL ACCOUNT.	REVENUE ACCOUNT.	Rs.	Rs.	Rs.
				1. Capitalized abatement of Land Revenue
				2. Leave and Pension Allowances ..	44,615	..	44,615
				3. Audit and Accounts Establishment ..	418	79	497
	Total ..	45,033	79	45,112

KOREGAON TANK.

TANK PROJECT.

No. 3.—Revenue Account for, and to end of, 1926-27.

Receipts.	TOTAL.			Charges.	TOTAL.		
	Previous.	1926-27.	Total.		Previous.	1926-27.	Total.
	Rs.	Rs.	Rs.		Rs.	Rs.	Rs.
I.—DIRECT RECEIPTS.				I.—EXTENSIONS AND IMPROVEMENTS.			
1. Water-rates from Irrigation ..	46,888	1,706	48,594	1. Head Works ..	12,557	..	12,557
5. Plantations ..	3,247	302	3,549	2. Main Canals and Branches ..	539	..	539
6. Other canal produce ..				3. Distributaries..	7	..	7
9. Rents of buildings ..	1	..	1				
11. Miscellaneous receipts ..	485	2	487				
12. Deduct—Refunds ..	604	..	604	Total ..	13,103	..	13,103
Total ..	50,017	2,010	52,027	II.—MAINTENANCE AND REPAIRS.			
				1. Head Works ..	11,506	946	12,452
II.—INDIRECT RECEIPTS.				2. Main Canals and Branches ..	3,090	200	3,290
Irrigation share of Land Revenue collected in the Civil Department.	3,089	..	3,089	3. Distributaries..	11,340	474	11,814
				Total ..	25,936	1,620	27,556
Total ..	3,089	..	3,089	IV.—ESTABLISHMENT.			
				1 & 2. Direction and Accounts ..	24,026	1,388	25,414
				3. Executive ..			
				V.—TOOLS AND PLANT ..	1,108	53	1,161
				Pensionary charges.	..	194	194
Total Receipts ..	53,106	2,010	55,116	Carried over ..	64,173	3,255	67,428
Carried over ..	53,106	2,010	55,116				

PUBLIC WORKS DEPARTMENT, IRRIGATION BRANCH.

KOREGAON TANK.

TANK PROJECT.

No. 3.—Revenue Account for, and to end of, 1926-27.

Receipts.	TOTAL.			Charges.	TOTAL.		
	Previous.	1926-27	Total.		Previous.	1926-27.	Total.
	Rs.	Rs.	Rs.		Rs.	Rs.	Rs.
Brought forward ..	53,106	2,010	55,116	Brought forward ..	64,173	3,255	67,428
				VI.—REFUNDS OF REVENUE ..	18	..	18
				Total ..	64,191	3,255	67,446
				Share of collection charges in the Civil Department.	2,695	51	2,746
				Total, Direct Charges.	66,886	3,306	70,192
				Indirect charges debitable to Revenue Account as per Account No. 5 ..	3,444	16	3,460
				Total, Charges ..	70,330	3,322	73,652
				Balance Net Revenue ..	—17,224	—1,312	—18,536
GRAND TOTAL ..	53,106	2,010	55,116	GRAND TOTAL ..	53,106	2,010	55,116

N.B.—Last Capital Account detailed in the Administrative Accounts for 1890-91.
 Construction Estimate closed on 31st March 1892, vide G. R. No. 1411, dated 12th September 1893.
 Completion Report approved in G. R. No. 654, dated 11th April 1894.

KOREGAON TANK.

TANK PROJECT.

No. 4.—Interest Account for, and to end of, 1926-27.

	Amount.		Amount.
	- Rs.		Rs.
Total interest charges to end of 1925-26	73,390	Net Revenue realized to end of 1925-26 as per No. 3 ..	-17,224
Interest charges for the year 1926-27 on Rs. 37,923 outlay to end of the year 1916-17 at the average rate 3.3252 per cent.	1,261	Net Revenue realized during 1926-27 as per No. 3 ..	-1,312
		Total Net Revenue realized to end of the year as per No. 3	-18,536
		Balance net interest charges ..	93,187
Total ..	74,651	Total ..	74,651

No. 5.—Account of Indirect Charges for, and to end of, 1926-27.

Particulars.	Previous.	1926-27.	Total.	Particulars.	Previous.	1926-27.	Total.
					Rs.	Rs.	Rs.
CAPITAL ACCOUNT.	REVENUE ACCOUNT.			
				1. Capitalized abatement of Land Revenue
				2. Leave and Pension Allowances	3,365	..	3,365
				3. Audit and Accounts Establishment	79	16	95
	Total ..	3,444	16	3,460

ASHTI TANK.

TANK PROJECT.

No. 3.—Revenue Account for, and to end of, 1926-27.

Receipts.	TOTAL.			Charges.	TOTAL.		
	Previous.	1926-27.	Total.		Previous.	1926-27.	Total.
	Rs.	Rs.	Rs.		Rs.	Rs.	Rs.
I.—DIRECT RECEIPTS.				I.—EXTENSIONS AND IMPROVEMENTS.			
1. Water-rates from Irrigation ..	4,31,254	{ 21,288 (a) 434 }	4,52,976	1. Head Works ..	40,590	..	40,590
3. Sales of water ..	342	..	342	2. Main Canals and Branches ..	5,229	..	5,229
5. Plantations ..	67,650	{ - 2,150 656 }	70,456	3. Distributaries..	2,234	..	2,234
6. Other produce canal ..				Total ..	48,053	..	48,053
9. Rents of buildings ..	708	1	709				
10. Fines ..	25	..	25	II.—MAINTENANCE AND REPAIRS.			
11. Miscellaneous receipts ..	49,622	751	50,373	1. Head Works ..	52,061	1,182	53,243
12. Deduct—Re-funds ..	32	40	72	2. Main Canals and Branches ..	78,610	2,380	80,990
				3. Distributaries..	8,183	159	8,342
				Total ..	1,38,854	3,721	1,42,575
Total ..	5,49,569	25,240	5,74,809				
II.—INDIRECT RECEIPTS.				III.—COMPENSATION ..	15	..	15
Irrigation share of Land Revenue collected in the Civil Department	IV.—ESTABLISHMENT.			
				1 and 2. Direction and Accounts ..	1,00,219	3,188	1,03,407
				3. Executive ..			
				V.—TOOLS AND PLANT ..	4,219	122	4,341
Total, Receipts ..	5,49,569	25,240	5,74,809	Pensionary charges.	..	446	446
Carried over ..	5,49,569	25,240	5,74,809	Carried over ..	2,91,360	7,477	2,98,837

ADMINISTRATIVE ACCOUNTS FOR THE YEAR 1926-27.

233

ASHTI TANK.

TANK PROJECT.

No. 3.—Revenue Account for, and to end of, 1926-27.

Receipts.	TOTAL.			Charges.	TOTAL.		
	Previous.	1926-27	Total.		Previous.	1926-27.	Total.
	Rs.	Rs.	Rs.		Rs.	Rs.	Rs.
Brought forward..	5,49,569	25,240	5,74,809	Brought forward..	2,91,360	7,477	2,98,837
				VI.—REFUNDS OF REVENUE ..	1,029	..	1,029
				Total ..	2,92,389	7,477	2,99,866
				Share of Collection Charges in the Civil Department.	23,794	{ 639 (a) 434 }	24,867
				Total, Direct Charges	3,16,183	8,550	3,24,733
				Indirect Charges debitable to Revenue Account as per Account No. 5 ..	14,332	37	14,369
				Total Charges ..	3,30,515	8,587	3,39,102
				Balance Net Revenue ..	2,19,054	16,653	2,35,707
GRAND TOTAL ..	5,49,569	25,240	5,74,809	GRAND TOTAL ..	5,49,569	25,240	5,74,809

N.B.—Last Capital Account detailed in the Administrative Accounts for 1923-24.

Construction Estimate closed on 31st March 1893—vide G. R. No. 1411, dated 12th September 1893.

Completion Report approved in G. R. No. 490, dated 15th March 1894.

(a) Amount adjusted by credit to "water rates" and debit *per contra* on account of collection charges for the revenue realized by the Miraj State.

ASHTI TANK.

TANK PROJECT.

No. 4.—Interest Account for, and to end of, 1926-27.

	Amount.		Amount.
	Rs.		Rs.
Total interest charges to end of 1925-26	12,96,633	Net Revenue realized to end of 1925-26 as per No. 3 ..	2,19,054
Interest charges for the year 1926-27	25,481	Net Revenue realized during 1926-27 as per No. 3 ..	16,653
Rs.			
On Rs. 7,57,050 outlay to end of the year 1916-17 at the average rate 3.3252 per cent. ..	25,174	Total, Net Revenue realized to end of the year as per No. 3	2,35,707
On subsequent outlay Rs. 5,443 at the flat rate 5.64 per cent. ..	307	Balance net interest charges ..	10,86,407
Total ..	13,22,114	Total ..	13,22,114

No. 5.—Account of Indirect Charges for, and to end of, 1926-27.

Particulars.	Previous.	1926-27.	Total.	Particulars.	Previous.	1926-27.	Total.
Rs.	Rs.	Rs.		Rs.	Rs.	Rs.	
CAPITAL ACCOUNT.		Nil		REVENUE ACCOUNT.			
				1. Capitalized abatement of Land Revenue ..	107	..	107
				2. Leave and Pension Allowances ..	13,992	..	13,992
				3. Audit and Accounts Establishment ..	233	37	270
				Total ..	14,332	37	14,369

PATHRI TANK.

TANK PROJECT.

No. 3.—Revenue Account for, and to end of, 1926-27.

Receipts.	TOTAL.			Charges.	TOTAL.		
	Previous.	1926-27.	Total.		Previous.	1926-27.	Total.
	Rs.	Rs.	Rs.		Rs.	Rs.	Rs.
I.—DIRECT RECEIPTS.				I.—EXTENSIONS AND IMPROVEMENTS.			
1. Water-rates from Irrigation ..	89,092	5,467	94,559	1. Head Works..	5,973	..	5,973
3. Sales of water.	30,477	5,493	35,970	2. Main Canals and Branches ..	3,671	..	3,671
5. Plantations ..	3,911	275	4,186	Total ..	9,644	..	9,644
6. Other canal produce ..							
9. Rents of buildings ..	2	1	3				
10. Fines ..	28	..	28	II.—MAINTENANCE AND REPAIRS.			
11. Miscellaneous receipts ..	1,444	52	1,496	1. Head Works..	12,105	1,320	13,425
12. Deduct—Refunds ..	1,234	..	1,234	2. Main Canals and Branches ..	14,420	438	14,858
Total ..	1,23,720	11,288	1,35,008	3. Distributaries..	2,173	26	2,199
				Total ..	28,698	1,784	30,482
II.—INDIRECT RECEIPTS.							
Irrigation share of Land Revenue collected in the Civil Department.	IV.—ESTABLISHMENT.			
				1 and 2. Direction and Accounts ..	19,773	1,529	21,302
				3. Executive ..			
				V.—TOOLS AND PLANT			
				..	1,864	59	1,923
Total Receipts ..	1,23,720	11,288	1,35,008	Pensionary charges.	..	214	214
Carried over ..	1,23,720	11,288	1,35,008	Carried over ..	59,979	3,586	63,565

PUBLIC WORKS DEPARTMENT, IRRIGATION BRANCH.

PATHRI TANK.

TANK PROJECT.

No. 3—Revenue Account for, and to end of, 1926-27.

Receipts.	TOTAL.			Charges.	TOTAL.		
	Previous.	1926-27.	Total.		Previous.	1926-27.	Total.
	Rs.	Rs.	Rs.		Rs.	Rs.	Rs.
Brought over ..	1,23,720	11,288	1,35,008	Brought over ..	59,979	3,586	63,565
				VI.—REFUNDS OF REVENUE..	4	..	4
				Suspense Account ..	— 46	..	— 46
				Total ..	59,937	3,586	63,523
				Share of Collection Charges in the Civil Department.	5,954	329	6,283
				Total Direct Charges ..	65,891	3,915	69,806
				Indirect Charges debitable to Revenue Account as per Account No. 5 ..	2,976	18	2,994
				Total Charges ..	68,867	3,933	72,800
				Balance Net Revenue ..	54,853	7,355	62,208
GRAND TOTAL ..	1,23,720	11,288	1,35,008	GRAND TOTAL ..	1,23,720	11,288	1,35,008

N.B.—Last Capital Account detailed in the Administrative Accounts for 1915-16.

Construction Estimate closed on 31st March 1902—vide G. R. No. 1654, dated 6th July 1902.

Completion Report approved in G. R. No. 2452, dated 22nd November 1910.

PATHRI TANK.

TANK PROJECT.

No. 4.—Interest Account for, and to end of, 1926-27.

	Amount Rs.		Amount Rs.
Total interest charges to end of 1925-26	4,92,513	Net Revenue realized to end of 1925-26 as per No. 3 ..	54,853
Interest charges for the year 1926-27	20,876	Net Revenue realized during 1926-27 as per No. 3 ..	7,355
On Rs. 6,27,825 outlay to end of the year 1916-17 at the average rate 3.3252 per cent.		Total Net Revenue realized to end of the year as per No. 3	62,208
		Balance net interest charges ..	4,51,181
Total ..	5,13,389	Total ..	5,13,389

No. 5.—Account of Indirect Charges for, and to end of, 1926-27.

Particulars.	Previous.	1926-27.	Total.	Particulars.	Previous.	1926-27.	Total.
	Rs.	Rs.	Rs.		Rs.	Rs.	Rs.
CAPITAL ACCOUNT.		Nil		REVENUE ACCOUNT.			
				1. Capitalized abatement of Land Revenue
				2. Leave and Pension Allowances ..	2,768	..	2,768
				3. Audit and Accounts Establishment ..	208	18	226
				Total ..	2,976	18	2,994

KRISHNA CANAL.

CANAL PROJECT.

No. 2.—Capital Account for, and to end of, 1926-27.

Heads of Account.	Direct Charges.			Cost of Construction as now estimated. (Construction estimate closed on 31st Mar. 1892.)	Expenditure against closed estimates.
	Previous.	1926-27.	Total.		
1	2	3	4	5	6
I.—WORKS.	Rs.	Rs.	Rs.	Rs.	Rs.
(1) HEAD WORKS.					
A. Preliminary Expenses ..	633	..	633	633	633
C. Works ..	2,05,761	..	2,05,761	2,07,072	1,45,889
K. Buildings ..	1,430	..	1,430	1,430	1,430
Total, Head Works ..	2,07,824	..	2,07,824	2,09,135	1,47,952
(2) MAIN CANALS AND BRANCHES.					
A. Preliminary Expenses ..	1,649	..	1,649	1,649	1,649
B. Land ..	16,740	..	16,740	16,740	16,740
D. Regulators ..	3,433	..	3,433	3,433	3,433
F. River and hill torrent works ..	1,95,671	..	1,95,671	1,95,671	1,95,671
G. Bridges ..	32,208	..	32,208	32,208	32,208
K. Buildings ..	12,100	..	12,100	12,100	12,100
L. Earth-work ..	2,32,717	..	2,32,717	2,32,717	2,32,717
M. Plantations ..	882	..	882	882	882
O. Miscellaneous ..	513	..	513	513	513
P. Maintenance ..	3,423	..	3,423	3,423	3,423
Total Main Canals and Branches ..	4,99,336	..	4,99,336	4,99,336	4,99,336
(3) DISTRIBUTARIES.					
B. Land ..	562	..	562	562	562
C. Works ..	16,279	..	16,279	16,279	16,279
L. Earth-work ..	12,442	..	12,442	12,442	12,442
M. Plantations ..	2,897	..	2,897	2,897	2,897
Total Distributaries ..	32,180	..	32,180	32,180	32,180
Total I.—Works ..	7,39,340	..	7,39,340	7,40,651	6,79,468
Carried over ..	7,39,340	..	7,39,340	7,40,651	6,79,468

KRISHNA CANAL.

CANAL PROJECT.

No. 2.—Capital Account for, and to end of, 1926-27.

Heads of Account.	Direct Charges.			Cost of Construction as now estimated. (Construction estimate closed on 31st Mar. 1892.)	Expenditure against closed estimates.
	Previous.	1926-27.	Total.		
1	2	3	4	5	6
	Rs.	Rs.	Rs.	Rs.	Rs.
Brought forward ..	7,39,340	..	7,39,340	7,40,651	6,79,468
II—ESTABLISHMENT.					
1 and 2. Direction and Accounts ..	1,56,123	..	1,56,123	1,56,956	1,44,017
3. Executive ..					
Total Establishment ..	1,56,123	..	1,56,123	1,56,956	1,44,017
III.—TOOLS AND PLANT ..	2,738	..	2,738	2,692	1,789
Grand Total ..	8,98,201	..	8,98,201	9,00,299	8,25,274
V.—Less—Receipts on Capital Account	38	38
Net Outlay ..	8,98,201	—38	8,98,163	9,00,299	8,25,274
Apportionment.					
Chargeable to 49—Irrigation ..	8,18,545	..	8,18,545	9,00,299	8,25,274
Chargeable to 43—Minor Works and Navigation ..	74,432	..	74,432		
Chargeable to 55—Construction of Irrigation Works ..	5,224	—38	5,186		
Total ..	8,98,201	—38	8,98,163	9,00,299	8,25,274

KRISHNA CANAL.

CANAL PROJECT.

No. 3.—Revenue Account for, and to end of, 1926-27.

Receipts.	TOTAL.			Charges.	TOTAL.		
	Previous.	1926-27.	Total.		Previous.	1926-27.	Total.
	Rs.	Rs.	Rs.		Rs.	Rs.	Rs.
I.—DIRECT RECEIPTS.				I.—EXTENSIONS AND IMPROVEMENTS.			
1. Water-rates from Irrigation ..	21,22,193	{ 77,361 (a) 1,853 }	22,01,407	1. Head Works.	2,906	..	2,906
3. Sales of water.	128	..	128	2. Main Canals and Branches ..	29,494	2,019	31,513
4. Water-supply of towns ..	6,232	..	6,232	3. Distributaries..	638	..	638
5. Plantations ..	90,521	{ .. }	90,855	4. Drainage and Protective Works.
6. Other canal produce ..				Total ..	33,038	2,019	35,057
9. Rents of buildings ..	2,787	7	2,794	II.—MAINTENANCE AND REPAIRS.			
11. Miscellaneous receipts ..	425	32	457	1. Head Works ..	16,977	333	17,310
12. Deduct—Re-funds ..	3,273	2,408	5,681	2. Main Canals and Branches ..	3,76,811	8,503	3,85,314
Total ..	22,19,013	77,179	22,96,192	3. Distributaries..	25,526	36	25,562
II.—INDIRECT RECEIPTS.				4. Drainage and Protective Works.	395	..	395
Irrigation share of Land Revenue collected in the Civil Department	Total ..	4,19,709	8,372	4,28,581
				III.—COMPENSATION ..	23,051	404	23,455
				IV.—ESTABLISHMENT.			
				1 and 2. Direction and Accounts	2,80,303	7,578	2,87,881
				3. Executive ..			
				V.—TOOLS AND PLANT ..	8,415	358	8,773
Total Receipts ..	22,19,013	77,179	22,96,192	Pensionary charges.	..	1,061	1,061
Carried over ..	22,19,013	77,179	22,96,192	Carried over ..	7,64,516	20,292	7,84,808

KRISHNA CANAL.

CANAL PROJECT.

No. 3.—Revenue Account for, and to end of, 1926-27.

Receipts.	TOTAL.			Charges.	TOTAL.		
	Previous.	1926-27.	Total.		Previous.	1926-27.	Total.
	Rs.	Rs.	Rs.		Rs.	Rs.	Rs.
Brought forward..	22,19,013	77,179	22,96,192	Brought forward ..	7,64,516	20,232	7,84,808
(a) Amount adjusted by credit to water-rates and debit <i>per contra</i> on account of the following charges recovered by the Native States from water-rate collection—				Profit and Loss—			
Loss of assessment on account of land taken up for the Canals, debited to III—Compensation—				VI.—REFUNDS OF REVENUE..	1,632	..	1,632
Rs.				Total ..	7,66,148	20,292	7,86,440
Sangli State .. 252				Share of Collection Charges in the Civil Department	1,32,945	{ 1,827 (a) 1,449 }	1,36,221
Pant Pratinidhi: 152				Total Direct charges ..	8,99,093	23,568	9,22,661
404				Indirect Charges debitable to Revenue Account as per Account No. 5 ..	45,696	105	45,805
Collection charges—				Total Charges ..	9,44,789	23,677	9,68,466
Rs.				Balance Net Revenue ..	12,74,224	53,502	13,27,726
Pant Pratinidhi—							
For recovery of water-rates 1,132							
Sangli State—							
For recovery of water-rates 317							
1,449							
Total .. 1,853							
GRAND TOTAL ..	22,19,013	77,179	22,96,192	GRAND TOTAL ..	22,19,013	77,179	22,96,192

N.B.—Construction Estimate closed on 31st March 1892—*vide* G. R. No. 777, dated 14th May 1892.
Completion Report approved in G. R. No. 49, dated 22nd January 1894.

KRISHNA CANAL.

CANAL PROJECT.

No. 4.—Interest Account for, and to end of, 1926-27.

	Amount Rs.		Amount Rs.
Total interest charges to end of 1925-26	18,29,608	Net Revenue realized to end of 1925-26 as per No. 3 ..	12,74,224
Interest charges for the year 1926-27	29,988	Net Revenue realized during 1926-27 as per No. 3 ..	53,502
Rs.			
On Rs. 8,92,960 outlay to end of the year 1916-17 at the average rate 3.3252 per cent. ..	29,693	Total Net Revenue realized to end of the year as per No. 3	13,27,726
On subsequent outlay Rs. 5,222 at the flat rate 5.64 per cent. ..	295	Balance net interest charges ..	5,31,870
Total ..	18,59,596	Total ..	18,59,596

No. 5.—Account of Indirect Charges for, and to end of, 1926-27.

Particulars.	Previous.	1926-27.	Total.	Particulars.	Previous.	1926-27.	Total.
	Rs.	Rs.	Rs.		Rs.	Rs.	Rs.
CAPITAL ACCOUNT.				REVENUE ACCOUNT.			
1. Capitalized abatement of Land Revenue ..	21,822	..	21,822	1. Capitalized abatement of Land Revenue ..	64	..	64
2. Leave and Pension Allowances ..	29,779	..	29,779	2. Leave and Pension Allowances ..	45,029	..	45,029
3. Audit and Accounts Establishment ..	43	..	43	3. Audit and Accounts Establishment ..	603	109	712
Total ..	51,644	..	51,644	Total ..	45,696	109	45,805

KRISHNA CANAL.

CANAL PROJECT.

No. 6.—Statement comparing Capital Cost to end of 1926-27 with sanctioned Estimates.

Particulars.	Charges against closed sanctions.			Current sanctions.			Total charges to date against old and current sanctions.
	Expenditure against construction Estimate.	Expenditure against open Capital sanctions.	Total.	Charges to date.	Amount of sanctioned Estimate.	Unspent balance of Estimate.	
1	2	3	4	5	6	7	8
	Rs.	Rs.	Rs.	Rs.	Rs.	Rs.	Rs.
DIRECT CHARGES.							
Works ..	6,60,941	18,527	6,79,468	59,872	61,183	1,311	7,39,340
Establishment ..	1,39,464	4,553	1,44,017	12,106	12,939	833	1,56,123
Tools and Plant ..	1,682	107	1,789	949	903	—46	2,738
Total ..	8,02,087	23,187	8,25,274	72,927	75,025	2,098	8,98,201
Less—Receipts on Capital Account	38	...	—38	38
Net Total ..	8,02,087	23,187	8,25,274	72,889	75,025	2,136	8,98,163
INDIRECT CHARGES.							
Capitalized abatement of Land Revenue ..	17,222	4,600	21,822	21,822
Leave and Pension Allowances ..	27,446	638	28,084	1,695	1,811	116	29,779
Audit and Accounts Establishment	34	34	9	...	—9	43
Total ..	44,668	5,272	49,940	1,704	1,811	107	51,644
GRAND TOTAL ..	8,46,755	28,459	8,75,214	74,593	76,836	2,243	9,49,807

N.B.—Estimate sanctioned in Government of India (P. W. D.) No. 333-I., dated 30th Rs.
 March 1916, communicated in Government Order (P. W. D.) No. W. I.—4725, dated 4th
 May 1916 76,836

MHASWAD TANK.

TANK PROJECT.

No. 3.—Revenue Account for, and to end of, 1926-27.

Receipts.	TOTAL.			Charges.	TOTAL.		
	Previous.	1926-27.	Total.		Previous.	1926-27.	Total.
	Rs.	Rs.	Rs.		Rs.	Rs.	Rs.
I.—DIRECT RECEIPTS.				I.—EXTENSIONS AND IMPROVEMENTS.			
1. Water-rates from Irrigation ..	11,69,265	{ 39,381 (a) 273 }	12,08,919	1. Head Works ..	20,755	..	20,755
3. Sales of water..	687	9	696	2. Main Canals and Branches ..	4,692	218	4,910
4. Water-sup ply of towns ..	29,846	..	29,846	3. Distributaries.	3,572	..	3,572
5. Plantations ..	49,423	{ 2,485	53,653	Total ..	29,019	218	29,237
6. Other canal produce ..		{ 1,745 }					
9. Rents of buildings ..	1,337	..	1,337	II.—MAINTENANCE AND REPAIRS.			
10. Fines ..	190	..	190	1. Head Works ..	75,965	4,428	80,393
11. Miscellaneous Receipts ..	88,574	18,430	1,07,004	2. Main Canals and Branches ..	1,27,707	3,041	1,30,748
12. Deduct—Re-funds.	23,158	88	23,246	3. Distributaries..	90,644	1,407	92,051
Total ..	13,16,164	62,235	13,78,399	Total ..	2,94,316	8,876	3,03,192
II.—INDIRECT RECEIPTS.				III.—COMPEN-SATION ..	75	..	75
Irrigation Share of Land Revenue collected in the Civil Department.	IV.—ESTAB-LISHMENT.			
				1 and 2. Direc-tion and Accounts	2,62,298	11,284	2,73,582
				3. Executive ..			
				V.—TOOLS AND PLANT ..	7,267	90	7,357
Total Receipts ..	13,16,164	62,235	13,78,399	Pensionary charges.	..	1,580	1,580
Carried over ..	13,16,164	62,235	13,78,399	Carried over ..	5,92,975	22,048	6,15,023

ADMINISTRATIVE ACCOUNTS FOR THE YEAR 1926-27.

245

MHASWAD TANK.

TANK PROJECT.

No. 3.—Revenue Account for, and to end of, 1926-27.

Receipts.	TOTAL			Charges.	TOTAL.		
	Previous.	1926-27.	Total.		Previous.	1926-27.	Total.
	Rs.	Rs.	Rs.		Rs.	Rs.	Rs.
Brought forward..	13,16,164	62,235	13,78,399	Brought forward..	5,92,975	22,048	6,15,023
				VI.—REFUNDS OF REVENUE ..	423	..	423
				Total ..	5,93,398	22,048	6,15,446
				Share of Collection Charges in the Civil Department.	60,054	{ 1,046 (a) 273 }	61,373
				Total Direct Charges ..	6,53,452	23,367	6,76,819
				Indirect Charges debitable to Revenue Account as per Account No. 5 ..	37,306	91	37,397
				Total Charges ..	6,90,758	23,458	7,14,216
				Balance Net Revenue ..	6,25,406	38,777	6,64,183
GRAND TOTAL ..	13,16,164	62,235	13,78,399	GRAND TOTAL ..	13,16,164	62,235	13,78,399

N.B.—Last Capital Account detailed in the Administrative Accounts for 1906-07.

Construction Estimate closed on 31st March 1901—vide G.R. No. 1197, dated 10th June 1901.

Completion Report approved in G.R. No. 1106, dated 22nd April 1903.

(a) Amount adjusted by credits to water-rates and debit *per contra* on account of collection charges for the revenue realized by the Aundh State.

Note.—Loss of revenue due to concession granted for wheat cultivation during the Rabi season 1916-17.—vide G. R. No. A-1,—12327, dated 18th December 1917 Re. 2,494.

MHASWAD TANK.

TANK PROJECT.

No. 4.—Interest Account for, and to end of, 1926-27.

	Amount Rs.		Amount Rs.
Total interest charges to end of 1925-26	32,05,495	Net Revenue realized to end of 1925-26 as per No. 3.. ..	6,25,406
Interest charges for the year 1926-27	66,688	Net Revenue realized during 1926-27 as per No. 3	38,777
On Rs. 20,05,553 outlay to end of the year 1916-17 at the average rate 3-3252 per cent. ..		Total Net Revenue realized to end of the year as per No. 3	6,64,183
		Balance net interest charges ..	26,08,000
Total ..	32,72,183	Total ..	32,72,183

No. 5.—Account of Indirect Charges for, and to end of, year 1926-27.

Particulars.	Previous.	1926-27.	Total.	Particulars. —	Previous.	1926-27.	Total.
CAPITAL ACCOUNT.	Rs.	Rs. Nil.	Rs.	REVENUE ACCOUNT.	Rs.	Rs.	Rs.
				1. Capitalized abatement of Land Revenue ..	173	..	173
				2. Leave and Pension Allowances ..	36,720	..	36,720
				3. Audit and Accounts Establishment ..	413	91	504
				Total ..	37,306	91	37,397

REWARI CANAL.

CANAL PROJECT.

No. 3.—Revenue Account for, and to end of, 1926-27

Receipts.	TOTAL.			Charges.	TOTAL.		
	Previous.	1926-27.	Total.		Previous.	1926-27.	Total.
	Rs.	Rs.	Rs.		Rs.	Rs.	Rs.
I.—DIRECT RECEIPTS.				I.—EXTENSIONS AND IMPROVEMENTS.			
1. Water-rates from Irrigation ..	2,07,218	288	2,07,506				
3. Sales of water ..	11	..	11	1. Head Works..	510	..	510
5. Plantations ..	8,345	..	8,413	2. Main Canals and Branches ..	3,706	..	3,706
6. Other canal produce ..							
9. Rents of buildings ..	1,070	36	1,106	Total ..	4,216	..	4,216
10. Fines ..	101	..	101				
11. Miscellaneous receipts ..	13	..	13	II.—MAINTENANCE AND REPAIRS.			
12. Deductions Refunds.	9	54	63	1. Head Works..	1,967	..	1,967
Total ..	2,16,749	338	2,17,087	2. Main Canals and Branches ..	65,794	819	66,613
				3. Distributaries ..	433	15	448
				Total ..	68,154	834	69,028
II.—INDIRECT RECEIPTS.							
Irrigation share of Land Revenue collected in the Civil Department.	IV.—ESTABLISHMENT.			
				1 and 2. Direction and Accounts.	46,386	580	46,966
				3. Executive ..			
				V.—TOOLS AND PLANT			
				..	2,315	27	2,342
Total Receipts ..	2,16,749	338	2,17,087	Pensionary charges	..	81	81
Carried over ..	2,16,749	338	2,17,087	Carried over ..	1,21,111	1,522	1,22,633

REWARI CANAL.

CANAL PROJECT.

No. 3.—Revenue Account for, and to end of, 1926-27.

Receipts.	TOTAL.			Charges.	TOTAL.		
	Previous.	1926-27.	Total.		Previous.	1926-27.	Total.
	Rs.	Rs.	Rs.		Rs.	Rs.	Rs.
Brought forward..	2,16,749	338	2,17,087	Brought forward..	1,21,111	1,522	1,22,633
				VI.—REFUNDS OF REVENUE..	19	..	19
				Total ..	1,21,130	1,522	1,22,652
				Share of collection charges in the Civil Department.	10,325	9	10,334
				Total Direct Charges ..	1,31,455	1,531	1,32,986
				Indirect charges debitable to Revenue Account as per Account No. 5 ..	7,654	8	7,662
				Total Charges ..	1,39,109	1,539	1,40,648
				Balance Net Revenue ..	77,640	—1,201	76,439
GRAND TOTAL ..	2,16,749	338	2,17,087	GRAND TOTAL ..	2,16,749	338	2,17,087

N.B.—Last Capital Account detailed in the Administrative Accounts for 1895-96.
 Construction Estimate closed on 31st March 1893—vide G. R. No. 1411, dated 12th September 1893.
 Completion Report approved in G. R. No. 489, dated 15th March 1895.

REWARI CANAL.

CANAL PROJECT.

No. 4.—Interest Account for, and to end of, 1926-27.

	Amount. Rs.		Amount. Rs.
Total interest charges to end of 1925-26	1,24,906	Net Revenue realized to end of 1925-26 as per No. 3	77,640
Interest charges for the year 1926-27	1,888	Net Revenue realized during 1926-27 as per No. 3	-1,201
On Rs. 56,771 outlay to end of the year 1916-17 at the average rate 3.3252 per cent. ..		Total Net Revenue realized to end of the year as per No. 3	76,439
		Balance net interest charges ..	50,355
Total ..	1,26,794	Total ..	1,26,794

No. 5.—Account of Indirect Charges for, and to end of, year 1926-27.

Particulars.	Previous.	1926-27.	Total.	Particulars.	Previous.	1926-27.	Total.
	Rs.	Rs.	Rs.		Rs.	Rs.	Rs.
CAPITAL ACCOUNT.		Nil.		REVENUE ACCOUNT.			
				1. Capitalized abatement of Land Revenue
				2. Leave and Pension Allowances	7,558	..	7,558
				3. Audit and Accounts Establishment	96	8	104
				Total ..	7,654	8	7,662

UPPER MAN RIVER WORKS.

TANK PROJECT.

No. 3.—Revenue Account for, and to end of, 1926-27.

Receipts.	TOTAL.			Charges.	TOTAL.		
	Previous.	1926-27.	Total.		Previous.	1926-27.	Total.
	Rs.	Rs.	Rs.		Rs.	Rs.	Rs.
I.—DIRECT RECEIPTS.				I.—EXTENSIONS AND IMPROVEMENTS.			
1. Water-rates from Irrigation ..	1,73,437	610	1,74,047	1. Head Works..	23,556	..	23,556
3. Sales of water ..	6	..	6	2. Main Canals and Branches ..	12,963	..	12,963
5. Plantations ..	10,570	76	10,646	3. Distributaries ..	170	..	170
6. Other canal produce ..				Total ..	36,689	..	36,689
9. Rents of buildings ..	1,109	36	1,145				
10. Fines ..	3	..	3	II.—MAINTENANCE AND REPAIRS.			
11. Miscellaneous receipts ..	1,492	10	1,502	1. Head Works..	17,709	159	17,868
12. Deduct—Refunds.	..	120	120	2. Main Canals and Branches ..	17,991	3,797	21,788
Total ..	1,86,617	612	1,87,229	3. Distributaries ..	75,598	16	75,614
				Total ..	1,11,298	3,972	1,15,270
II.—INDIRECT RECEIPTS.							
Irrigation share of Land Revenue collected in the Civil Department.	III.—COMPENSATION.	1	..	1
				IV.—ESTABLISHMENT.			
				1 and 2. Direction and Accounts.	73,331	2,764	76,095
				3. Executive ..			
				V.—TOOLS AND PLANT ..	4,614	131	4,745
Total Receipts ..	1,86,617	12	1,87,229	Pensionary charges.	..	387	387
Carried over ..	1,86,617	612	1,87,229	Carried over..	2,25,933	7,254	2,33,187

ADMINISTRATIVE ACCOUNTS FOR THE YEAR 1926-27.

251

UPPER MAN RIVER WORKS.

TANK PROJECT.

No. 3.—Revenue Account for, and to end of, 1926-27.

Receipts.	TOTAL.			Charges.	TOTAL.		
	Previous.	1926-27.	Total.		Previous.	1926-27.	Total.
	Rs.	Rs.	Rs.		Rs.	Rs.	Rs.
Brought forward..	1,86,617	612	1,87,229	Brought forward..	2,25,933	7,254	2,33, 87
				VI.—REFUNDS OF REVENUE..	167	..	167
				Total ..	2,26,100	7,254	2,33,354
				Share of Collection Charges in the Civil Department.	8,692	18	8,710
				Total, Direct Charges ..	2,34,792	7,272	2,42,064
				Indirect Charges debitable to Revenue Account as per Account No. 5 ..	11,059	40	11,099
				Total Charges ..	2,45,851	7,312	2,53,163
				Balance Net Revenue ..	—59,234	—6,700	—65,934
GRAND TOTAL ..	1,86,617	612	1,87,229	GRAND TOTAL ..	1,86,617	612	1,87,229

N.B.—Last Capital Account detailed in the Administrative Accounts for 1906-07.
Construction Estimate closed on 31st March 1892—*vide* G. R. No. 1411, dated 12th September 1893.
Completion Report approved in G. R. No. 815, dated 22nd May 1895.

UPPER MAN RIVER WORKS.

TANK PROJECT.

No. 4.—Interest Account for, and to end of, 1926-27.

	Amount. Rs.		Amount. Rs.
Total interest charges to end of 1925-26	7,45,812	Net Revenue realized to end of 1925-26 as per No. 3 ..	—59,234
Interest charges for the year 1926-27	13,827	Net Revenue realized during 1926-27 as per No. 3 ..	—6,700
On Rs. 4,15,835 outlay to end of the year 1916-17 at the average rate 3.3252 per cent. ..		Total Net Revenue realized to end of the year as per No. 3	—65,934
		Balance net interest charges ..	8,25,573
Total ..	7,59,639	Total ..	7,59,639

No. 5.—Account of Indirect Charges for, and to end of, year 1926-27.

Particulars.	Previous.	1926-27.	Total.	Particulars.	Previous.	1926-27.	Total.
CAPITAL ACCOUNT.	Rs.	Rs. Nil.	Rs.	REVENUE ACCOUNT.	Rs.	Rs.	Rs.
				1. Capitalized abatement of Land Revenue ..	24	..	24
				2. Leave and Pension Allowances ..	10,780	..	10,780
				3. Audit and Accounts Establishment ..	255	40	295
				Total ..	11,059	40	11,099

YERLA RIVER IRRIGATION WORKS.

TANK PROJECT.

No. 3.—Revenue Account for, and to end of, 1926-27.

Receipts.	TOTAL.			Charges.	TOTAL.		
	Previous.	1926-27.	Total.		Previous.	1926-27.	Total.
	Rs.	Rs.	Rs.		Rs.	Rs.	Rs.
I.—DIRECT RECEIPTS.				I.—EXTENSIONS AND IMPROVEMENTS.			
1. Water-rates from Irrigation ..	5,37,916	34,841	5,72,757	1. Head Works..	51,008	..	51,008
3. Sales of water.	23	..	23	2. Main Canals and Branches ..	22,587	..	22,587
5. Plantations ..	38,461	..	39,156	Total ..	73,595	..	73,595
6. Other produce ..							
9. Rents of buildings ..	944	1	945				
10. Fines ..	120	..	120	II.—MAINTENANCE AND REPAIRS.			
11. Miscellaneous receipts ..	2,917	1	2,918	1. Head Works..	48,585	10,492	59,077
12. Deduct—Refunds ..	83	..	83	2. Main Canals and Branches ..	1,53,431	4,825	1,58,256
Total ..	5,80,298	35,538	6,15,836	3. Distributaries ..	29,528	427	29,955
				Total ..	2,31,544	15,744	2,47,288
II.—INDIRECT RECEIPTS.							
Irrigation share of Land Revenue collected in the Civil Department	IV.—ESTABLISHMENT.			
				1 and 2. Direction and Accounts ..	1,47,099	10,955	1,58,054
				3. Executive ..			
				V.—TOOLS AND PLANT ..	6,972	518	7,490
Total Receipts ..	5,80,298	35,538	6,15,836	Pensionary charges.	..	1,534	1,534
Carried over ..	5,80,298	35,538	6,15,836	Carried over ..	4,59,210	28,751	4,87,961

PUBLIC WORKS DEPARTMENT, IRRIGATION BRANCH.

YERLA RIVER IRRIGATION WORKS.

TANK PROJECT.

No. 3.—Revenue Account for, and to end of, 1926-27.

Receipts.	TOTAL.			Charges.	TOTAL.		
	Previous.	1926-27.	Total.		Previous.	1926-27.	Total.
	Rs.	Rs.	Rs.		Rs.	Rs.	Rs.
Brought forward..	5,80,298	35,538	6,15,836	Brought forward..	4,59,210	28,751	4,87,961
				IV.—REFUNDS OF REVENUE ..	71	..	71
				Total ..	4,59,281	28,751	4,88,032
				Share of Collection Charges in the Civil Department	26,888	1,045	27,933
				Total Direct Charges ..	4,86,169	29,796	5,15,965
				Indirect Charges debitable to Revenue Account as per Account No. 5 ..	22,337	157	22,494
				Total Charges ..	5,08,506	29,953	5,38,459
				Balance Net Revenue ..	71,792	5,585	77,377
GRAND TOTAL ..	5,80,298	35,538	6,15,836	GRAND TOTAL ..	5,80,298	35,538	6,15,836

N.B.—Last Capital Account detailed in the Administrative Accounts for 1925-26.
 Construction Estimate closed on 31st March 1896, vide G. R. No. 666, dated 12th May 1896.
 Completion Report approved in G. R. No. 1419, dated 6th October 1897.

YERLA RIVER IRRIGATION WORKS.

TANK PROJECT.

No. 4.—Interest Account for, and to end of, 1926-27.

	Amount. Rs.		Amount. Rs.
Total interest charges to end of 1925-26	12,28,012	Net Revenue realized to end of 1925-26 as per No. 3	71,792
Interest charges for the year 1926-27	24,836	Net Revenue realized during 1926-27 as per No. 3	5,585
Rs.			
On Rs. 7,19,542 outlay to end of the year 1916-17 at the average rate 3.3252 per cent. ..	23,926	Total Net Revenue realized to end of the year as per No. 3	77,377
On subsequent outlay Rs. 16,130 at the flat rate 5.64 per cent. ..	910	Balance net interest charges ..	11,75,471
Total ..	12,52,848	Total ..	12,52,848

No. 5.—Account of Indirect Charges for, and to end of, year 1926-27.

Particulars.	Previous.	1926-27.	Total.	Particulars.	Previous.	1926-27.	Total.
Rs.	Rs.	Rs.		Rs.	Rs.	Rs.	
CAPITAL ACCOUNT.		Nil		REVENUE ACCOUNT.			
				1. Capitalized abatement of Land Revenue
				2. Leave and Pension Allowances ..	21,798	..	21,798
				3. Audit and Accounts Establishment ..	539	157	696
Total	Total ..	22,337	157	22,494

CHIKLI CANAL.

CANAL PROJECT.

No. 3.—Revenue Account for, and to end of, 1926-27.

Receipts.	TOTAL			Charg-s.	TOTAL		
	Previous.	1926-27.	Total.		Previous.	1926-27.	Total.
	Rs.	Rs.	Rs.		Rs.	Rs.	Rs.
I.—DIRECT RECEIPTS.				I.—EXTENSIONS AND IMPROVEMENTS.			
1. Water-rates from Irrigation ..	75,099	607	75,706				
3. Sales of water ..	3	..	3	1. Head Works..	1,516	..	1,516
5. Plantations ..	7,156	55	7,211	2. Main Canals and Branches ..	2,172	..	2,172
6. Other canal produce ..							
9. Rents of buildings ..	50	..	50	Total ..	3,688	..	3,688
11. Miscellaneous receipts ..	80	..	80				
12. Deduct re-funds	57	57	II.—MAINTENANCE AND REPAIRS.			
Total ..	82,388	605	82,993	1. Head Works..	1,708	3	1,711
II.—INDIRECT RECEIPTS.				2. Main Canals and Branches ..	36,262	407	36,669
Irrigation share of Land Revenue collected in the Civil Department	Total ..	37,970	410	38,380
				III.—COMPENSATION.
				IV.—ESTABLISHMENT.			
				1 and 2. Direction and Accounts. } ..	24,651	282	24,933
				3. Executive ..			
				V.—TOOLS AND PLANT ..	748	14	762
Total Receipts ..	82,388	605	82,993	Pensionary charges	39	39
Carried over ..	82,388	605	82,993	Carried over ..	67,057	745	67,802

CHIKLI CANAL.

CANAL PROJECT.

No. 3.—Revenue Account for, and to end of, 1926-27.

Receipts.	TOTAL.			Charges.	TOTAL.		
	Previous.	1926-27.	Total.		Previous.	1926-27.	Total.
Brought over ..	Rs. 82,388	Rs. 605	Rs. 82,993	Brought over ..	Rs. 67,057	Rs. 745	Rs. 67,802
				VI.—REFUNDS OF REVENUE.	158	..	158
				Total ..	67,215	745	67,960
				Share of Collection Charges in the Civil Department.	3,760	18	3,778
				Total Direct Charges ..	70,975	763	71,738
				Indirect Charges debitable to Revenue Account as per Account No. 5 ..	4,047	4	4,051
				Total Charges ..	75,022	767	75,789
				Balance Net Revenue ..	7,366	—162	7,204
GRAND TOTAL ..	82,388	605	82,993	GRAND TOTAL ..	82,388	605	82,993

N.B.—Last Capital Account detailed in the Administrative Accounts for 1882-83.

Construction Estimate closed on 31st March 1882—vide G. R. No. 1411, dated 12th September 1893.

Completion Report approved in G. R. No. 489, dated 15th March 1895.

CHIKLI CANAL.

CANAL PROJECT.

No. 4.—Interest Account for, and to end of, 1926-27.

	Amount Rs.		Amount Rs.
Total interest charges to end of 1925-26	1,15,857	Net Revenue realized to end of 1925-26 as per No. 3	7,366
Interest charges for the year 1926-27	1,789	Net Revenue realized during 1926-27 as per No. 3	—162
On Rs. 53,803 outlay to end of the year 1916-17 at the average rate 3.3252 per cent.		Total Net Revenue realized to end of the year as per No. 3	7,204
		Balance net interest charges ..	1,10,442
Total ..	1,17,646	Total ..	1,17,646

No. 5.—Account of Indirect Charges for, and to end of, year 1926-27.

Particulars.	Previous.	1926-27.	Total.	Particulars.	Previous.	1926-27.	Total.
	Rs.	Rs.	Rs.		Rs.	Rs.	Rs.
CAPITAL ACCOUNT.		Nil.		REVENUE ACCOUNT.			
				1. Capitalized abatement of Land Revenue
				2. Leave and Pension Allowances ..	3,995	..	3,995
				3. Audit and Accounts Establishment ..	52	4	56
Total	Total ..	4,047	4	4,051

MAINI TANK.

TANK PROJECT.

No. 3.—Revenue Account for, and to end of, 1926-27.

Receipts.	TOTAL.			Charges.	TOTAL.		
	Previous.	1926-27.	Total.		Previous.	1926-27.	Total.
	Rs.	Rs.	Rs.		Rs.	Rs.	Rs.
I.—DIRECT RECEIPTS.				I.—EXTENSIONS AND IMPROVEMENTS.			
1. Water-rates from Irrigation ..	2,85,086	16,382	3,01,468	1. Head Works..	19,288	..	19,288
5. Plantations ..	13,727	289	14,016	2. Main Canals and Branches ..	4,461	..	4,461
6. Other canal produce. ..				3. Distributaries ..	123	..	123
9. Rents of buildings ..	329	1	330	Total ..	23,872	..	23,872
9. Fines ..	54	..	54				
11. Miscellaneous receipts ..	4,695	64	4,759	II.—MAINTENANCE AND REPAIRS.			
12. Deduct Re-funds ..	31	2	33	1. Head Works..	17,667	182	17,849
Total ..	3,03,860	16,734	3,20,594	2. Main Canals and Branches ..	12,467	2,331	14,798
II.—INDIRECT RECEIPTS.				3. Distributaries..	71,395	163	71,558
Irrigation share of Land Revenue collected in the Civil Department.	Total ..	1,01,529	2,676	1,04,205
				IV.—ESTABLISHMENT.			
				1 and 2. Direction and Accounts ..	63,655	1,863	65,518
				3. Executive ..			
				V.—TOOLS AND PLANT ..	3,474	88	3,562
Total Receipts ..	3,03,860	16,734	3,20,594	Pensionary charges.	..	261	261
Carried over ..	3,03,860	16,734	3,20,594	Carried over ..	1,92,530	4,888	1,97,418

PUBLIC WORKS DEPARTMENT, IRRIGATION BRANCH.

MAINI TANK.

TANK PROJECT.

No. 3.—Revenue Account for, and to end of, 1926-27.

Receipts.	TOTAL.			Charges.	TOTAL.		
	Previous.	1926-27.	Total.		Previous.	1926-27.	Total.
	Rs.	Rs.	Rs.		Rs.	Rs.	Rs.
Brought over ..	3,03,860	16,734	3,20,594	Brought over ..	1,92,530	4,888	1,97,418
				VI—REFUNDS OF REVENUE.	104	..	104
				Total ..	1,92,634	4,888	1,97,522
				Share of Collection Charges in the Civil Department.	14,258	491	14,749
				Total, Direct Charges ..	2,06,892	5,379	2,12,271
				Indirect Charges debitable to Revenue Account as per Account No. 5 ..	9,753	27	9,780
				Total Charges ..	2,16,645	5,406	2,22,051
				Balance Net Revenue ..	87,215	11,328	98,543
GRAND TOTAL.	3,03,860	16,734	3,20,594	GRAND TOTAL.	3,03,860	16,734	3,20,594

N.B.—Last Capital Account detailed in the Administrative Account for 1925-26.
 Construction Estimate closed on 31st March 1892, vide G. R. No. 1411, dated 12th September 1893.
 Completion Report approved in G. R. No. 815, dated 22nd May 1895.

MAINI TANK.

TANK PROJECT.

No. 4.—Interest Account for, and to end of, 1926-27.

	Amount Rs.		Amount Rs.
Total interest charges to end of 1925-1926	8,03,681	Net Revenue realized to end of 1925-1926 as per No. 3	87,215
Interest charges for the year 1926-1927	15,842	Net Revenue realized during 1926-1927 as per No. 3	11,328
Rs.			
On Rs. 4,62,125 outlay to end of the year 1916-17 at the average rate 3.3252 per cent. ..	15,367	Total Net Revenue realized to end of the year as per No. 3	98,543
On subsequent outlay Rs. 8,413 at the flat rate 5.64 per cent. ..	475		
		Balance net interest charges ..	7,20,980
Total ..	8,19,523	Total ..	8,19,523

No. 5.—Account of Indirect Charges for, and to end of, 1926-27.

Particulars.	Previous.	1926-27.	Total.	Particulars.	Previous.	1926-27.	Total.
	Rs.	Rs.	Rs.		Rs.	Rs.	Rs.
CAPITAL ACCOUNT.				REVENUE ACCOUNT.			
..	Nil.	..		1. Capitalized abatement of Land Revenue ..	288	..	288
				2. Leave and Pension Allowances ..	9,286	..	9,286
				3. Audit and Accounts Establishment ..	179	27	206
Total	Total ..	9,753	27	9,780

MUCHKUNDI TANK:

TANK PROJECT.

No. 3.—Revenue Account for, and to end of, 1926-27.

Receipts.	TOTAL.			Charges.	TOTAL.		
	Previous.	1926-27.	Total.		Previous.	1926-27.	Total.
	Rs.	Rs.	Rs.		Rs.	Rs.	Rs.
I.—DIRECT RECEIPTS.				I.—EXTENSIONS AND IMPROVEMENTS.			
1 Water-rates from Irrigation ..	2,877	3,739	6,616				
3. Sales of water ..	330	1,200	1,530	1. Head Works ..	410	..	410
5 Plantations ..							
6. Other canal produce. }	17,970	70	18,040	2. Main Canals and Branches ..	511	..	511
10. Fines ..	50	..	50	Total ..	921	..	921
11. Miscellaneous receipts ..	8,049	240	8,289				
12. Deduct—Re-funds	1	1	II.—MAINTENANCE AND REPAIRS.			
Total ..	29,276	5,248	34,524	1. Head Works ..	5,084	..	5,084
				2. Main Canals and Branches ..	13,771	1,519	15,290
II.—INDIRECT RECEIPTS.				Total ..	18,855	1,519	20,374
Irrigation share of Land Revenue collected in the Civil Department.				
				IV.—ESTABLISHMENT.			
				1 and 2. Direction and Accounts ..	13,993	1,254	15,247
				3. Executive ..			
				V.—TOOLS AND PLANT ..	534	43	577
				Pensionary charges.	..	176	176
Total Receipts ..	29,276	5,248	34,524	Carried over ..	34,303	2,992	37,295
Carried over ..	29,276	5,248	34,524				

ADMINISTRATIVE ACCOUNTS FOR THE YEAR 1926-27.

263

MUCHKUNDI TANK.

TANK PROJECT.

No. 3.—Revenue Account for, and to end of, 1926-27.

Receipts.	TOTAL.			Charges.	TOTAL.		
	Previous.	1926-27.	Total.		Previous.	1926-27.	Total.
Brought over ..	Rs. 29,276	Rs. 5,248	Rs. 34,524	Brought over ..	Rs. 34,303	Rs. 2,992	Rs. 37,295
				VI.—REFUNDS OF REVENUE
				Total ..	34,303	2,992	37,295
				Share of Collection Charges in the Civil Department.	168	148	316
				Total, Direct Charges ..	34,471	3,140	37,611
				Indirect Charges debitable to Revenue Account as per No. 5 ..	2,029	15	2,044
				Total, Charges ..	36,500	3,155	39,655
				Balance Net Revenue ..	—7,224	2,093	—5,131
GRAND TOTAL ..	29,276	5,248	34,524	GRAND TOTAL ..	29,276	5,248	34,524

N.B.—Last Capital Account detailed in the Administrative Accounts for 1890-91.
Construction Estimate closed on 31st March 1891, vide G. R. No. 1411, dated 12th September 1893.
Completion Report approved in G. R. No. 662, dated 12th April 1894.

MUCHKUNDI TANK.

TANK PROJECT.

No. 4.—Interest Account for, and to end of, 1926-27.

	Amount. Rs.		Amount. Rs.
Total interest charges to end of 1925-26	2,27,654	Net Revenue realized to end of 1925-26 as per No. 3	—7,224
Interest charges for the year 1926-27	4,663	Net Revenue realized during 1926-27 as per No. 3	2,093
On Rs. 1,40,217 outlay to end of the year 1916-17 at the average rate 3.3252 per cent.		Total, Net Revenue realized to end of the year as per No. 3	—5,131
		Balance net interest charges	2,37,448
Total	2,32,317	Total	2,32,317

No. 5.—Account of Indirect Charges for, and to end of, 1926-27.

Particulars.	Previous.	1926-27.	Total.	Particulars.	Previous.	1926-27.	Total.
	Rs.	Rs.	Rs.		Rs.	Rs.	Rs.
CAPITAL ACCOUNT.	.	Nil.		REVENUE ACCOUNT.			
				1. Capitalized abatement of Land Revenue
				2. Leave and Pension Allowances	1,957	..	1,957
				3. Audit and Accounts Establishment	72	15	87
				Total	2,029	15	2,044

GOKAK CANAL (FIRST SECTION) AND STORAGE WORKS.

CANAL PROJECT.

No. 2.—Capital Account for, and to end of, 1926-27.

Heads of Account.	Direct Charges.			Cost of Construction as now estimated (Construction estimate closed on 31st March 1897).	Expenditure against closed estimates.
	Previous.	1926-27.	Total.		
1	2	3	4	5	6
I.—WORKS.	Rs.	Rs.	Rs.	Rs.	Rs.
(1) HEAD WORKS.					
A. Preliminary Expenses ..	1,595	..	1,595	1,595	1,595
B. Land	2,36,898	..	2,36,898	2,36,898	2,36,898
C. Works	5,61,957	..	5,61,957	5,61,957	5,61,957
K. Buildings	19,425	..	19,425	19,425	19,425
O. Miscellaneous	22,179	..	22,179	22,179	22,179
Total, Head Works ..	8,42,054	..	8,42,054	8,42,054	8,42,054
(2) MAIN CANALS AND BRANCHES.					
A. Preliminary Expenses ..	1,844	..	1,844	1,844	1,844
B. Land	525	..	525	525	525
D. Regulators	33,924	..	33,924	33,924	33,924
E. Falls and Weirs	4,768	..	4,768	4,768	4,768
F. River and hill torrent Works ..	3,237	..	3,237	3,237	3,237
G. Bridges	7,103	..	7,103	7,103	7,103
K. Buildings	7,386	..	7,386	7,386	7,386
L. Earth-work	1,40,784	..	1,40,784	1,40,784	1,40,784
M. Plantations	2,131	..	2,131	2,131	2,131
O. Miscellaneous	46,156	10,488	56,644	56,644	56,644
P. Maintenance	2,015	..	2,015	2,015	2,015
Total, Main Canals and Branches ..	2,49,873	10,488	2,60,361	2,60,361	2,60,361
(3) DISTRIBUTARIES.					
A. Preliminary Expenses ..	166	..	166	166	166
B. Land	1,056	..	1,056	1,056	1,056
C. Works	28,355	..	28,355	28,355	28,355
L. Earth-work	14,449	..	14,449	14,449	14,449
O. Miscellaneous	7,264	..	7,264	7,264	7,264
Total, Distributaries ..	51,290	..	51,290	51,290	51,290
Carried over	11,43,217	10,488	11,53,705	11,53,705	11,53,705

PUBLIC WORKS DEPARTMENT, IRRIGATION BRANCH,
GOKAK CANAL (FIRST SECTION) AND STORAGE WORKS

CANAL PROJECT.

No. 2.—Capital Account for, and to end of, 1926-27.

Heads of Account.	Direct Charges.			Cost of Construction as now estimated (Construction estimate closed on 31st March 1897).	Expenditure against closed estimates.
	Previous.	1926-27.	Total.		
1	2	3	4	5	6
	Rs.	Rs.	Rs.	Rs.	Rs.
Brought forward ..	1,143,217	10,488	11,53,705	11,53,705	11,53,705
(4) DRAINAGE AND PROTECTIVE WORKS.					
C. Works	1,437	..	1,437	1,437	1,437
L. Earth-work	1,650	..	1,650	1,650	1,650
Total, Drainage and Protective Works.	3,087	..	3,087	3,087	3,087
Total, I.—Works ..	11,46,304	10,488	11,56,792	11,56,792	11,56,792
II.—ESTABLISHMENT.					
1 and 2. Direction and Accounts ..	2,01,218	4,329	2,05,547	2,05,547	2,05,547
3. Executive					
Total, Establishment ..	2,01,218	4,329	2,05,547	2,05,547	2,05,547
III.—TOOLS AND PLANT ..	22,681	298	22,979	22,979	22,979
IV.—Suspense Accounts
Pensionary charges	606	606	606	606
Grand Total ..	13,70,203	15,721	13,85,924	13,85,924	13,85,924
V.—Less—Receipts on Capital Account.	740	..	740	740	740
Net Outlay ..	13,69,463	15,721	13,85,184	13,85,184	13,85,184
<i>Apportionment.</i>					
Chargeable to 35—Construction of Protective Irrigation Works ..	4,00,939	..	4,00,939	4,00,939	4,00,939
Chargeable to 43—Minor Works and Navigation ..	9,00,811	..	9,00,811	9,00,811	9,00,811
Chargeable to 55—Construction of Irrigation Works ..	67,713	15,721	83,434	83,434	83,434
Total ..	13,69,463	15,721	13,85,184	13,85,184	13,85,184

GOKAK CANAL (FIRST SECTION) AND STORAGE WORKS.

CANAL PROJECT.

No. 3.—Revenue Account for, and to end of, 1926-27.

Receipts.	TOTAL.			Charges.	TOTAL.		
	Previous.	1926-27.	Total.		Previous.	1926-27.	Total.
	Rs.	Rs.	Rs.		Rs.	Rs.	Rs.
I.—DIRECT RECEIPTS.				I.—EXTENSIONS AND IMPROVEMENTS.			
1. Water-rates from Irrigation ..	11,31,515	78,449	12,09,964	1. Head Works..	25,893	133	26,026
3. Sales of water ..	9,637	1,385	11,022	2. Main Canals and Branches ..	1,427	..	1,427
5. Plantations ..	44,896	1,353	46,249	Total ..	27,320	133	27,453
6. Other canal produce ..							
7 Water power ..	4,80,785	14,313	4,95,098				
9. Rents of buildings ..	999	1	1,000	II.—MAINTENANCE AND REPAIRS.			
10. Fines ..	44	..	44	1. Head Works..	88,382	6,352	94,734
11. Miscellaneous receipts ..	39,048	3,713	42,761	2. Main Canals and Branches ..	50,112	..	50,112
12. Deduct—Refunds ..	4,838	1,750	6,588	3. Distributaries.	27,377	..	27,377
Total ..	17,02,086	97,464	17,99,550	4. Drainage and Protective Works.	30	..	80
				Total ..	1,65,901	6,352	1,72,253
II.—INDIRECT RECEIPTS.							
Irrigation share of Land Revenue collected in the Civil Department.	IV.—ESTABLISHMENT.			
				1 and 2. Direction and Accounts ..	1,68,229	10,367	1,78,596
				3. Executive ..			
				V.—TOOLS AND PLANT ..	12,765	184	12,949
Total Receipts ..	17,02,086	97,464	17,99,550	Pensionary charges.	..	1,451	1,451
Carried over ..	17,02,086	97,464	17,99,550	Carried over ..	3,74,215	18,487	3,92,702

PUBLIC WORKS DEPARTMENT, IRRIGATION BRANCH.
GOKAK CANAL (FIRST SECTION) AND STORAGE WORKS.

CANAL PROJECT.

No. 3.—Revenue Account for, and to end of, 1926-27.

Receipts.	TOTAL.			Charges.	TOTAL.		
	Previous.	1926-27.	Total.		Previous.	1926-27.	Total.
	Rs.	Rs.	Rs.		Rs.	Rs.	Rs.
Brought forward ..	17,02,086	97,464	17,99,550	Brought forward..	3,74,215	18,487	3,92,702
				VI.—REFUNDS OF REVENUE ..	3,436	..	3,436
				Total ..	3,77,651	18,487	3,96,138
				Share of Collection Charges in the Civil Department.	61,745	2,401	64,146
				Total, Direct Charges ..	4,39,396	20,888	4,60,284
				Indirect Charges debitable to Revenue Account as per Account No. 5 ..	24,002	65	24,067
				Total, Charges ..	4,63,398	20,953	4,84,351
				Balance Net Revenue ..	12,38,698	76,511	13,15,199
GRAND TOTAL ..	17,02,086	97,464	17,99,550	GRAND TOTAL ..	17,02,086	97,464	17,99,550

N.B—Construction Estimate closed on 31st March 1897, vide G. R. No. 1393, dated 2nd October 1897.
 Completion Report approved in G. R. No. 327, dated 10th February 1900.

GOKAK CANAL (FIRST SECTION) AND STORAGE WORKS.

CANAL PROJECT.

No. 4.—Interest Account for, and to end of, 1926-27.

	Amount. Rs.		Amount. Rs.
Total interest charges to end of 1925-26	17,81,723	Net Revenue realized to end of 1925-26 as per No. 3	12,38,688
Interest charges for the year 1926-27	47,548	Net Revenue realized during 1926-27 as per No. 3	76,511
On Rs. 13,01,750 outlay to end of the year 1916-17 at the average rate 3·3252 per cent. . .	43,286	Total Net Revenue realized to end of the year as per No. 3	13,15,199
On subsequent outlay Rs. 75,573 at the flat rate 5·64 per cent.	4,262	Balance net interest charges ..	5,14,072
Total ..	18,29,271	Total ..	18,29,271

No. 5.—Account of Indirect Charges for, and to end of, 1926-27.

Particulars.	Previous.	1926-27.	Total.	Particulars.	Previous.	1926-27.	Total.
	Rs.	Rs.	Rs.		Rs.	Rs.	Rs.
CAPITAL ACCOUNT.				REVENUE ACCOUNT.			
1. Capitalized abatement of Land Revenue ..	53,279	..	53,279	1. Capitalized abatement of Land Revenue ..	2	..	2
2. Leave and Pension Allowances ..	29,709	..	29,709	2. Leave and Pension Allowances ..	23,551	..	23,551
3. Audit and Accounts Establishment ..	462	105	567	3. Audit and Accounts Establishment ..	449	65	514
Total ..	83,450	105	83,555	Total ..	24,002	65	24,067

GOKAK CANAL (FIRST SECTION) AND STORAGE WORKS.

CANAL PROJECT.

No. 6.—Statement comparing Capital Cost to end of 1926-27 with sanctioned estimates.

Particulars.	Charges against closed sanctions.			Current sanctions.			Total charges to date against old and current sanctions.
	Expenditure against construction estimate.	Expenditure against open Capital sanctions.	Total.	Charges to date.	Amount of sanctioned estimate.	Unspent balance of estimate.	
1	2	3	4	5	6	7	8
DIRECT CHARGES.	Rs.	Rs.	Rs.	Rs.	Rs.	Rs.	Rs.
Works ..	10,22,617	1,34,175	11,56,792				11,56,792
Establishment ..	1,72,777	32,770	2,05,547				2,05,547
Tools and Plant ..	21,065	1,914	22,979				22,979
Pensionary charges	606	606				606
Total ..	12,16,459	1,69,465	13,85,924				13,85,924
Less—Receipts on Capital Account ..	379	361	740				740
Net Total ..	12,16,080	1,69,104	13,85,184				13,85,184
INDIRECT CHARGES.							
Capitalized abatement of Land Revenue ..	18,642	34,637	53,279				53,279
Leave and Pension Allowances ..	25,728	3,981	29,709				29,709
Audit and Accounts	567	567				567
Total ..	44,370	39,185	83,555				83,555
GRAND TOTAL ..	12,60,450	2,08,289	14,68,739				14,68,739

DAMBAL TANK.

TANK PROJECT.

No. 3.—Revenue Account for, and to end of, 1926-27.

Receipts.	TOTAL.			Charges.	TOTAL.		
	Previous.	1926-27.	Total.		Previous.	1926-27.	Total.
	Rs.	Rs.	Rs.		Rs.	Rs.	Rs.
I. DIRECT RECEIPTS.				I.—EXTENSIONS AND IMPROVEMENTS.			
1. Water-rates from Irrigation ..	25,951	449	26,400				
5. Plantations ..	16,914	..	17,869	1. Head Works ..	634	..	634
6. Other canal produce ..		955		Total ..	634	..	634
11. Miscellaneous receipts ..	1,092	2,020	3,112				
12. Deduct—Refunds.	II.—MAINTENANCE AND REPAIRS.			
Total ..	43,957	3,424	47,381	1. Head Works ..	15,098	200	15,298
II.—INDIRECT RECEIPTS.				2. Main Canals and Branches ..	5,255	..	5,255
Irrigation share of Land Revenue collected in the Civil Department.	39,510	916	40,426	3. Distributaries.	670	..	670
				Total ..	21,023	200	21,223
				IV.—ESTABLISHMENT.			
				1 and 2. Direction and Accounts ..	21,488	320	21,808
				3. Executive ..			
				V.—TOOLS AND PLANT	326	6	332
Total ..	39,510	916	40,426				
Total Receipts ..	83,467	4,340	87,807	Pensionary charges.	..	45	45
Carried over ..	83,467	4,340	87,807	Carried over ..	43,471	571	44,042

DAMBAL TANK.

TANK PROJECT.

No. 3.—Revenue Account for, and to end of, 1926-27.

Receipts.	TOTAL.			Charges.	TOTAL.		
	Previous.	1926-27.	Total.		Previous.	1926-27.	Total.
	Rs.	Rs.	Rs.		Rs.	Rs.	Rs.
Brought over ..	83,467	4,340	87,807	Brought over ..	43,471	571	44,042
				VI.—REFUNDS OF REVENUE ..	126	..	126
				Total ..	43,597	571	44,168
				Share of Collection Charges in the Civil Department.	5,432	165	5,537
				Total Direct Charges ..	49,029	676	49,705
				Indirect Charges debitable to Revenue Account as per Account No. 5 ..	3,173	2	3,175
				Total Charges ..	52,202	678	52,880
				Balance Net Revenue ..	31,265	3,662	34,927
GRAND TOTAL ..	83,467	4,340	87,807	GRAND TOTAL ..	83,467	4,340	87,807

N.B.—Last Capital Account detailed in the Administrative Accounts for 1885-86.
 Construction Estimate closed on 31st March 1886, vide G.R. No. 1411, dated 12th September 1893.
 Completion Report approved in G.R. No. 1138, dated 16th July 1894.

DAMBAL TANK.

TANK PROJECT.

No. 4.—Interest Account for, and to end of, 1926-27.

	Amount. Rs.		Amount. Rs.
Total interest charges to end of 1925-26	1,10,289	Net Revenue realized to end of 1925-26 as per No. 3 ..	31,265
Interest charges for the year 1926-27	2,023	Net Revenue realized during 1926-27 as per No. 3 ..	3,662
On Rs. 60,847 outlay to end of the year 1916-17 at the average rate 3.3252 per cent. ..		Total Net Revenue realized to end of the year as per No. 3	34,927
		Balance net interest charges ..	77,385
Total ..	1,12,312	Total ..	1,12,312

No. 5.—Account of Indirect Charges for, and to end of, 1926-27.

Particulars.	Previous.	1926-27.	Total.	Particulars.	Previous.	1926-27.	Total.
CAPITAL ACCOUNT.	Rs.	Rs. Nil.	Rs.	REVENUE ACCOUNT.	Rs.	Rs.	Rs.
				1. Capitalized abatement of Land Revenue ..	124	..	124
				2. Leave and Pension Allowances ..	3,016	..	3,016
				3. Audit and Accounts Establishment ..	33	2	35
				Total ..	3,173	2	3,175

MEDLERI TANK.

TANK PROJECT.

No. 3.—Revenue Account for, and to end of, 1926-27.

Receipts.	TOTAL.			Charges.	TOTAL.		
	Previous.	1926-27.	Total.		Previous.	1926-27.	Total.
	Rs.	Rs.	Rs.		Rs.	Rs.	Rs.
I.—DIRECT RECEIPTS.				I.—EXTENSIONS AND IMPROVEMENTS.			
1. Water-rates from Irrigation.	23,666	270	23,936	1. Head Works ..	141	..	141
5. Plantations ..	2,574	170	2,744	Total ..	141	..	141
6. Other canal produce.							
11. Miscellaneous receipts ..	134	81	215	II.—MAINTENANCE AND REPAIRS.			
12. Deduct—Refunds	1. Head Works ..	14,192	894	15,086
Total ..	26,374	521	26,895	2. Main Canals and Branches ..	2,925	..	2,925
II.—INDIRECT RECEIPTS.				3. Distributaries..	2,191	..	2,191
Irrigation share of Land Revenue collected in the Civil Department	Total ..	19,308	894	20,202
				IV.—ESTABLISHMENT.			
				1 and 2. Direction and Accounts	17,990	1,429	19,419
				3. Executive ..			
				Total ..	17,990	1,429	19,419
				V.—TOOLS AND PLANT ..	195	26	221
Total, Receipts ..	26,374	521	26,895	Pensionary charges	..	200	200
Carried over ..	26,374	521	26,895	Carried over ..	37,634	2,549	40,183

MEDLERI TANK.

TANK PROJECT.

No. 3.—Revenue Account for, and to end of, 1926-27.

Receipts.	TOTAL			Charges.	TOTAL		
	Previous.	1926-27.	Total.		Previous.	1926-27.	Total.
	Rs.	Rs.	Rs.		Rs.	Rs.	Rs.
Brought forward ..	26,374	521	26,895	Brought forward..	37,634	2,547	40,183
				VI.—REFUNDS OF REVENUE..	299	..	299
				Total ..	37,933	2,549	40,482
				Share of Collection Charges in the Civil Department.	1,184	8	1,192
				Total Direct Charges ..	39,117	2,557	41,674
				Indirect Charges debitable to Revenue Account as per Account No. 5 ..	2,546	9	2,555
				Total Charges ..	41,663	2,566	44,229
				Balance Net Revenue ..	-15,289	-2,045	-17,334
GRAND TOTAL ..	26,374	521	26,895	GRAND TOTAL ..	26,374	521	26,895

N.B.—Last Capital Account detailed in the Administrative Account for 1885-86.
Construction Estimate closed on 31st March 1886, *vide* G.R. No. 1411, dated 12th September 1893.
Completion Report approved in G.R. No. 1138, dated 16th July 1894.

MEDLERI TANK.

TANK PROJECT.

No. 4.—Interest Account for, and to end of, 1926-27.

	Amount. Rs.		Amount. Rs.
Total interest charges to end of 1925-26	1,32,723	Net Revenue realized to end of 1925-1926—as per No. 3 ..	—15,289
Interest charges for the year 1926-27	2,605	Net Revenue realized during 1926-1927 as per No. 3 ..	—2,045
On Rs. 78,354 outlay to end of the year 1916-17 at the average rate of 3·3252 per cent. ..	Rs. 2,605	Total Net Revenue realized to end of the year as per No. 3	—17,334
		Balance net interest charges ..	1,52,662
Total ..	1,35,328	Total ..	1,35,328

No. 5.—Account of Indirect Charges for, and to end of, 1926-27.

Particulars.	Previous.	1926-27.	Total.	Particulars.	Previous.	1926-27.	Amount.
	Rs.	Rs.	Rs.		Rs.	Rs.	Rs.
CAPITAL ACCOUNT.		Nil.		REVENUE ACCOUNT.			
				1. Capitalized abatement of Land Revenue
				2. Leave and Pension Allowances ..	2,517	..	2,517
				3. Audit and Accounts Establishment ..	29	9	38
				Total ..	2,546	9	2,555

MADAG TANK.

TANK PROJECT.

No. 3.—Revenue Account for, and to end of, 1926-27.

Receipts.	TOTAL.			Charges.	TOTAL.		
	Previous.	1926-27.	Total.		Previous.	1926-27.	Total.
	Rs.	Rs.	Rs.		Rs.	Rs.	Rs.
I.—DIRECT RECEIPTS.				I.—EXTENSIONS AND IMPROVEMENTS.			
1. Water-rates from Irrigation ..	1,17,227	5,551	1,22,778	1. Main Canals and Branches ..	1,537	..	1,537
5. Plantations ..	9,519	218	9,737	Total ..	1,537	..	1,537
6. Other canal produce ..							
11. Miscellaneous receipts ..	433	5	438				
Total ..	1,27,179	5,774	1,32,953	II.—MAINTENANCE AND REPAIRS.			
II.—INDIRECT RECEIPTS.				1. Head Works ..	3,331	634	3,965
Irrigation share of Land Revenue collected in the Civil Department	2. Main Canals and Branches ..	53,362	..	53,362
				Total ..	56,693	634	57,327
				III.—COMPENSATION
				IV.—ESTABLISHMENT.			
				1 and 2. Direction and Accounts } 43,553	1,014	44,567	
				3. Executive ..			
				V.—TOOLS AND PLANT ..	844	18	862
Total, Receipts ..	1,27,179	5,774	1,32,953	Pensionary charges	..	142	142
Carried over ..	1,27,179	5,774	1,32,953	Carried over ..	1,02,627	1,808	1,04,435

MADAG TANK.

TANK PROJECT.

No. 3.—Revenue Account for, and to end of, 1926-27.

Receipts.	TOTAL.			Charges.	TOTAL.		
	Previous.	1926-27.	Total.		Previous.	1926-27.	Total.
	Rs.	Rs.	Rs.		Rs.	Rs.	Rs.
Brought forward ..	1,27,179	5,774	1,32,953	Brought forward..	1,02,627	1,808	1,04,435
				VI.—REFUNDS OF REVENUE..
				Total ..	1,02,627	1,808	1,04,435
				Share of collection charges in the Civil Department.	5,887	167	6,054
				Total Direct Charges ..	1,08,514	1,975	1,10,489
				Indirect Charges debitable to Revenue Account as per Account No. 5 ..	6,766	6	6,772
				Total Charges ..	1,15,280	1,981	1,17,261
				Balance Net Revenue ..	11,899	3,793	15,692
GRAND TOTAL ..	1,27,179	5,774	1,32,953	GRAND TOTAL ..	1,27,179	5,774	1,32,953

N.B.—Last Capital Account detailed in the Administrative Accounts for 1888-89.
Construction estimate closed on 31st March 1889—vide G. R. No. 1411, dated 12th September 1893,
Completion Report approved in G. R. No. 1138, dated 16th July 1894.

MADAG TANK.

TANK PROJECT.

No. 4.—Interest Account for, and to end of, 1926-27.

	Amount. Rs.		Amount. Rs.
Total interest charges to end of 1925-26	3,61,713	Net Revenue realized to end of 1925-26 as per No. 3 ..	11,899
Interest charges for the year 1926-27	5,362	Net Revenue realized during 1926-27 as per No. 3	3,793
On Rs. 1,61,248 outlay to end of the year 1916-17 at the average rate 3.3252 per cent. ..	Rs. 5,362	Total Net Revenue realized to end of the year as per No. 3..	15,692
		Balance net interest charges ..	3,51,383
Total ..	3,67,075	Total ..	3,67,075

No. 5.—Account of Indirect Charges for, and to end of, year 1926-27.

Particulars.	Previous.	1926-27.	Total.	Particulars.	Previous.	1926-27.	Total.
CAPITAL ACCOUNT.	Rs.	Rs. Nil.	Rs.	REVENUE ACCOUNT.	Rs.	Rs.	Rs.
				1. Capitalized abatement of Land Revenue
				2. Leave and Pension Allowances ..	6,729	..	6,729
				3. Audit and Accounts Establishment ..	37	6	43
				Total ..	6,766	6	6,772

ASUNDI TANK.

TANK PROJECT.

No. 3.—Revenue Account for, and to end of, 1926-27.

Receipts.	TOTAL.			Charges.	TOTAL.		
	Previous.	1926-27.	Total.		Previous.	1926-27.	Total.
I.—DIRECT RECEIPTS.	Rs.	Rs.	Rs.		Rs.	Rs.	Rs.
1. Water - rates from Irrigation ..	21,436	567	22,003	I.—EXTENSIONS AND IMPROVEMENTS.			
5. Plantations ..	3,128	21	3,149	1. Head Works ..	219	..	219
6. Other canal produce ..				Total ..	219	..	219
10. Fines ..	19	..	19				
11. Miscellaneous receipts ..	64	5	69				
12. Deduct—Refunds				
Total ..	24,647	593	25,240	II.—MAINTENANCE AND REPAIRS.			
II.—INDIRECT RECEIPTS.				1. Head Works ..	23,959	400	24,359
Irrigation share of Land Revenue collected in the Civil Department.	25,202	687	25,889	2. Main Canals and Branches ..	2,264	..	2,264
				3. Distributaries ..	2,043	..	2,043
				Total ..	28,266	400	28,666
				III.—COMPENSATION
				IV.—ESTABLISHMENT.			
				1. and 2. Direction and Accounts. }	25,194	639	25,833
				3. Executive ..			
				V.—TOOLS AND PLANT ..	650	11	661
Total ..	25,202	687	25,889				
Total, Receipts ..	49,849	1,280	51,129	Pensionary charges.	..	89	89
Carried over ..	49,849	1,280	51,129	Carried over ..	54,329	1,139	55,468

ADMINISTRATIVE ACCOUNTS FOR THE YEAR 1926-27.

281

ASUNDI TANK.

TANK PROJECT.

No. 3.—Revenue Account for, and to end of, 1926-27

Receipts.	TOTAL.			Charges.	TOTAL.		
	Previous.	1926-27.	Total.		Previous.	1926-27.	Total.
	Rs.	Rs.	Rs.		Rs.	Rs.	Rs.
Brought forward ..	49,849	1,280	51,129	Brought over ..	54,329	1,139	55,468
				VI.—REFUND S OF REVENUE..
				Suspense Account..
				Total ..	54,329	1,139	55,468
				Share of collection charges in the Civil Department.	3,614	86	3,700
				Total, Direct Charges ..	57,943	1,225	59,168
				Indirect charges debitable to Revenue Account as per Account No. 5 ..	3,554	4	3,558
				Total, Charges ..	61,497	1,229	62,726
				Balance Net Revenue ..	—11,648	51	—11,597
GRAND TOTAL ..	49,849	1,280	51,129	GRAND TOTAL ..	49,849	1,280	51,129

N.B.—Last Capital Account detailed in the Administrative Accounts for 1889-90.
Construction Estimate closed on 31st March 1890 *vide* G. R. No. 1411, dated 12th September 1893.
Completion Report approved in G. R. No. 1138, dated 16th July 1894.

ASUNDI TANK.

TANK PROJECT.

No. 4.—Interest Account for, and to end of, 1926-27.

	Amount. Rs.		Amount. Rs.
Total interest charges to end of 1925-26	97,534	Net Revenue realized to end of 1925-26 as per No. 3 ..	—11,648
Interest charges for the year 1926-27	2,020	Net Revenue realized during 1926-27 as per No. 3 ..	51
On Rs. 60,741 outlay to end of the year 1916-17 at the average rate 3.3252 per cent.		Total Net Revenue realized to end of the year as per No. 3.	—11,597
		Balance net interest charges ..	1,11,551
Total ..	99,554	Total ..	99,554

No. 5.—Account of Indirect Charges for, and to end of, year 1926-27

Particulars.	Previous.	1926-27.	Total.	Particulars.	Previous.	1926-27.	Total.
CAPITAL ACCOUNT.	Rs.	Rs.	Rs.	REVENUE ACCOUNT.	Rs.	Rs.	Rs.
		Nil.		1. Capitalized abatement of Land Revenue ..	9	..	9
				2. Leave and Pension Allowances ..	3,527	..	3,527
				3. Audit and Accounts Establishment ..	18	4	22
Total	Total ..	3,554	4	3,558

DHARMA CANAL.

CANAL PROJECT.

No. 3.—Revenue Account for, and to end of, 1926-27.

Receipts.	TOTAL.			Charges.	TOTAL.		
	Previous.	1926-27.	Total.		Previous.	1926-27.	Total.
	Rs.	Rs.	Rs.		Rs.	Rs.	Rs.
I.—DIRECT RECEIPTS.				I.—EXTENSIONS AND IMPROVEMENTS.			
1. Water-rates from Irrigation ..	28,846	2,444	31,290	1. Head Works ..	860	..	860
6. Other canal produce ..	43	4	47	2. Main Canals and Branches ..	958	..	958
11. Miscellaneous receipts ..	712	..	712				
12. Deduct-Refunds	363	11	374				
Total ..	29,238	2,437	31,675	Total ..	1,818	..	1,818
II.—INDIRECT RECEIPTS.				II.—MAINTENANCE AND REPAIRS.			
Irrigation share of Land Revenue collected in the Civil Department.	2,59,549	20,765	2,80,314	1. Head Works ..	7,717	1,327	9,044
Average Indirect Revenue as per G. R. No. A.L. 1650, dated 16th August 1911 ..	—3,01,028	—23,156	—3,24,184	2. Main Canals and Branches ..	8,953	..	8,953
				3. Distributaries ..			
				4. Average Expenditure before Improvement ..	—13,900	—1,390	—15,290
				Total ..	2,770	—63	2,707
				III.—COMPENSATION.			
				IV.—ESTABLISHMENT.			
				1. and 2. Direction and Accounts ..	19,009	1,649	20,658
				3. Executive ..			
				V.—TOOLS AND PLANT ..	700	38	738
Total ..	—41,479	—2,391	—43,870	Pensionary Charges.	..	231	231
Total Receipts ..	—12,241	46	—12,195	Carried over ..	24,297	1,855	26,152
Carried over ..	—12,241	46	—12,195				

PUBLIC WORKS DEPARTMENT, IRRIGATION BRANCH.

DHARMA CANAL.

CANAL PROJECT.

No. 3.—Revenue Account for, and to end of, 1926-27.

Receipts.	TOTAL.			Charges.	TOTAL.		
	Previous.	1926-27.	Total.		Previous.	1926-27.	Total.
	Rs.	Rs.	Rs.		Rs.	Rs.	Rs.
Brought over ..	—12,241	46	—12,195	Brought over ..	24,297	1,855	26,152
				VI.—REFUNDS OF REVENUE ..	434	..	434
				Total ..	24,731	1,855	26,586
				Share of collec- tion charges in the Civil De- partment ..	—2,671	—166	—2,837
				Total direct charges ..	22,060	1,689	23,749
				Indirect charges debitable to Revenue Account as per Account No. 5 ..	2,675	—1	2,674
				Total charges ..	24,735	1,688	26,423
				Balance Net Revenue ..	—36,976	—1,642	—38,618
GRAND TOTAL ..	—12,241	46	—12,195	GRAND TOTAL ..	—12,241	46	—12,195

N.B.—Last Capital Account detailed in the Administrative Accounts for 1922-23.

DHARMA CANAL.

CANAL PROJECT.

No. 4.—Interest Account for, and to end of, 1926-27.

	Amount. Rs.		Amount. Rs.
Total interest charges to end of 1925-26	45,992	Net Revenue realized to end of 1925-26 as per No. 3 ..	—36,976
Interest charges for the year 1926-27	3,406	Net Revenue realized during 1926-27 as per No. 3	—1,642
On Rs. 85,536 outlay to end of the year 1916-17 at the average rate 3·3252 per cent. ..	2,844	Total Net Revenue realized to end of the year as per No. 3	—38,618
On subsequent outlay Rs. 9,973 at the flat rate 5·64 per cent. ..	562	Balance net interest charges ..	88,016
Total ..	49,398	Total ..	49,398

No. 5.—Account of Indirect Charges for, and to end of, 1926-27.

Particulars.	Previous.	1926-27.	Total.	Particulars.	Previous.	1926-27.	Total.
	Rs.	Rs.	Rs.		Rs.	Rs.	Rs.
CAPITAL ACCOUNT.		Nil.		REVENUE ACCOUNT.			
				2. Leave and Pension Allowances..	2,662	..	2,662
				3. Audit and Accounts Establishment ..	13	—1	12
Total	Total ..	2,675	—1	2,674

KADWA RIVER WORKS.

CANAL PROJECT.

No. 3.—Revenue Account for, and to end of, 1926-27.

Receipts.	TOTAL.			Charges.	TOTAL.		
	Previous.	1926-27.	Total.		Previous.	1926-27.	Total.
	Rs.	Rs.	Rs.		Rs.	Rs.	Rs.
I.—DIRECT RECEIPTS.				I.—EXTENSIONS AND IMPROVEMENTS.			
1. Water rates from Irrigation ..	8,67,459	43,593	9,11,052	1. Head Works ..	11,844	..	11,844
3. Sales of water ..	458	1	459	2. Main Canals and Branches ..	38,977	9,915	48,892
5. Plantations ..	41,550	309	42,805	3. Distributaries ..	342	..	342
6. Other canal produce.		946					
9. Rents of buildings ..	567	67	634	Total ..	51,163	9,915	61,078
10. Fines ..	1,213	..	1,213				
11. Miscellaneous receipts ..	11,320	1,603	12,923	II.—MAINTENANCE AND REPAIRS.			
12. Deduct-Refunds	112	1	113	1. Head Works ..	84,867	2,557	87,424
Total ..	9,22,455	46,518	9,68,973	2. Main Canals and Branches ..	1,90,449	9,358	1,99,807
II.—INDIRECT RECEIPTS.				3. Distributaries ..	16,601	823	17,424
				Total ..	2,91,917	12,738	3,04,655
Enhanced Revenue as per G. R. No. 428 of 6th August 1875 ..	30,291	594	30,885	IV.—ESTABLISHMENT.			
				1. and 2. Direction and Accounts ..	3,52,434	32,512	3,84,946
				3. Executive ..			
Total ..	30,291	594	30,885	V.—TOOLS AND PLANT ..	10,335	650	10,985
Total Receipts ..	9,52,746	47,112	9,99,858	Pensionary charges	4,552	4,552
Carried over ..	9,52,746	47,112	9,99,858	Carried over ..	7,05,849	60,367	7,66,216

ADMINISTRATIVE ACCOUNTS FOR THE YEAR 1926-27.

287

KADWA RIVER WORKS.

CANAL PROJECT.

No. 3.—Revenue Account for, and to end of, 1926-27.

Receipts.	TOTAL.			Charges.	TOTAL.		
	Previous.	1926-27.	Total.		Previous.	1926-27.	Total.
	Rs.	Rs.	Rs.		Rs.	Rs.	Rs.
Brought over ..	9,52,746	47,112	9,99,858	Brought over ..	7,05,849	60,367	7,66,216
				VI.—REFUNDS OF REVENUE..	528	..	528
				Total ..	7,06,377	60,367	7,66,744
				Share of collection charges in the Civil Department.	43,542	1,308	44,850
				Total direct charges ..	7,49,919	61,675	8,11,594
				Indirect charges debitable to Revenue Account as per No. 5 ..	51,035	227	51,262
				Total charges ..	8,00,954	61,902	8,62,856
				Balance Net Revenue ..	1,51,792	—14,790	1,37,002
GRAND TOTAL ..	9,52,746	47,112	9,99,858	GRAND TOTAL ..	9,52,746	47,112	9,99,858

N.B.—Last Capital Account detailed in the Administrative Account for 1925-26. Construction Estimate closed on 31st March 1908—vide G. R. No. 2245, dated 25th August 1908.
Completion Report approved in G. R. No. 1041, dated 29th April 1910.

PUBLIC WORKS DEPARTMENT, IRRIGATION BRANCH.

KADWA RIVER WORKS.

No. 4.—Interest Account for, and to end of, 1926-27.

	Amount.		Amount.
	Rs.		Rs.
Total interest charges to end of 1925-26	14,05,303	Net Revenue realized to end of 1925-26 as per No. 3 ..	1,51,792
Interest charges for the year 1926-27	32,403	Net Revenue realized during 1926-27 as per No. 3 ..	—14,790
On Rs. 9,71,741 outlay to end of the year 1916-17 at the average rate 3·3252 per cent. ..	32,312	Total Net Revenue realized to end of the year as per No. 3.	1,37,002
On subsequent outlay Rs. 1,618 at the flat rate 5·64 per cent. ..	91	Balance net interest charges ..	13,00,704
Total ..	14,37,706	Total ..	14,37,706

No. 5.—Account of Indirect Charges for, and to end of, 1926-27.

Particulars.	Previous.	1926-27.	Total.	Particulars.	Previous.	1926-27.	Total.
	Rs.	Rs.	Rs.		Rs.	Rs.	Rs.
CAPITAL ACCOUNT.				REVENUE ACCOUNT.			
1. Capitalized abatement of Land Revenue ..	31,133	..	31,133	1. Capitalized abatement of Land Revenue ..	11	..	11
2. Leave and Pension Allowances ..	31,370	..	31,370	2. Leave and Pension Allowances ..	50,299	..	50,299
3. Audit and Accounts Establishment ..	14	..	14	3. Audit and Accounts Establishment ..	725	227	952
Total ..	62,517	..	62,517	Total ..	51,035	227	51,262

CHANKAPUR TANK.

TANK PROJECT.

No. 3.—Revenue Account for, and to end of, 1926-27.

Receipts.	TOTAL.			Charges.	TOTAL.		
	Previous.	1926-27.	Total.		Previous	1926-27.	Total.
	Rs.	Rs.	Rs.		Rs.	Rs.	Rs.
I.—DIRECT RECEIPTS.				I.—EXTENSIONS AND IMPROVEMENTS.			
1. Water-rates from Irrigation	3,64,204	45,162	4,09,366	1. Head Works..	7,867	..	7,867
3. Sales of water..	120	71	191	2. Main Canals and Branches ..	26,088	..	26,088
5. Plantations ..	2,454	220	2,730				
6. Other canal produce ..		56					
9. Rents of buildings ..	295	264	559	Total ..	33,955	..	33,955
10. Fines ..	460	..	460	II.—MAINTENANCE AND REPAIRS.			
11. Miscellaneous receipts ..	3,189	563	3,752	1. Head Works..	61,898	5,024	66,922
12. Deduct—Revenue funds ..	150	12	162	2. Main Canals and Branches ..	82,018	8,041	90,059
Total ..	3,70,572	46,324	4,16,896	3. Distributaries..	9,466	445	9,911
II.—INDIRECT RECEIPTS.				4. Drainage and Protective Works.
Irrigation share of Land Revenue collected in the Civil Department.	Total ..	1,53,382	13,510	1,66,892
				IV.—ESTABLISHMENT.			
				1 and 2. Direction and Accounts ..	1,66,598	19,392	1,85,990
				3. Executive ..			
				V.—TOOLS AND PLANT ..	7,835	388	8,223
Total, Receipts ..	3,70,572	46,324	4,16,896	Pensionary charges.	..	2,715	2,715
Carried over ..	3,70,572	46,324	4,16,896	Carried over ..	3,61,770	36,005	3,97,775

CHANKAPUR TANK.

TANK PROJECT.

No. 3.—Revenue Account for, and to end of, 1926-27.

Receipts.	TOTAL.			Charges.	TOTAL.		
	Previous.	1926-27.	Total.		Previous.	1926-27.	Total.
	Rs.	Rs.	Rs.		Rs.	Rs.	Rs.
Brought forward..	3,70,572	46,324	4,16,896	Brought forward..	3,61,770	36,005	3,97,775
				VI.—REFUNDS OF REVENUE..	40	..	40
				Total ..	3,61,810	36,005	3,97,815
				Share of collection charges in the Civil Department.	18,235	1,355	19,590
				Total Direct Charges	3,80,045	37,360	4,17,405
				Indirect Charges debttable to Revenue Account as per Account No. 5 ..	24,168	135	24,303
				Total Charges ..	4,04,213	37,495	4,41,708
				Balance Net Revenue ..	—33,641	8,829	—24,812
GRAND TOTAL ..	3,70,572	46,324	4,16,896	GRAND TOTAL ..	3,70,572	46,324	4,16,896

N. B.—Last Capital Account detailed in the Administrative Accounts for 1925—26.

Construction Estimate closed on 31st March 1910—*vide* G.R. No. 872, dated 1st April 1910.

Completion Report approved in G.R. No. 443, dated 3rd March 1911.

Note.—Loss of Revenue due to concessions granted for wheat cultivation during the Rabi season 1916-17; *vide* G. R. No. A.L-12327, dated 10th December 1917, Rs. 4,385.

CHANKAPUR TANK.

TANK PROJECT.

No. 4.—Interest Account for, and to end of, 1926-27.

	Amount. Rs.		Amount. Rs.
Total interest charges to end of 1925-26	12,58,514	Net Revenue realized to end of 1925-26 as per No. 3 ..	—33,641
Interest charges for the year 1926-27.	69,497	Net Revenue realized during 1926-27 as per No. 3 ..	8,829
On Rs. 18,41,062 outlay to end of the year 1916-17 at the average rate 3.3252 per cent. ..	61,219	Total Net Revenue realized to end of the year as per No. 3 ..	—24,812
On subsequent outlay Rs. 1,46,777 at the flat rate 5.64 per cent. ..	8,278	Balance net interest charges ..	13,52,823
Total ..	13,28,011	Total ..	13,28,011

No. 5.—Account of Indirect Charges for, and to end of, 1926-27.

Particulars.	Previous.	1926-27.	Total.	Particulars.	Previous.	1926-27.	Total.
CAPITAL ACCOUNT.	Rs.	Rs.	Rs.	REVENUE ACCOUNT.			
		Nil.		1. Capitalized abatement of Land Revenue
				2. Leave and Pension Allowances ..	23,322	..	23,322
				3. Audit and Accounts Establishment ..	846	135	981
				Total ..	24,168	135	24,303

PRAVARA RIVER WORKS.

CANAL PROJECT.

No. 2.—Detailed Account of Capital Expenditure for, and to end of, 1926-27.

Heads of Account.	Direct Charges.			Cost of construction as now estimated. (Construction estimate closed on 30.6 June 1926.)	Expenditure against closed estimates.
	Previous.	1926-27.	Total.		
1	2	3	4	5	6
I.—WORKS.	Rs.	Rs.	Rs.	Rs.	Rs.
(1) HEAD WORKS.					
A. Preliminary Expenses ..	12,235	..	12,235	12,235	12,235
B. Land	1,06,992	..	1,06,992	1,06,992	1,06,992
O. Works	58,80,795	1,909	58,82,704	58,82,704	58,82,704
K. Buildings	1,07,306	..	1,07,306	1,07,306	1,07,306
L. Earth-work	1,34,417	..	1,34,417	1,34,417	1,34,417
O. Miscellaneous	1,91,271	..	1,91,271	1,91,271	1,91,271
P. Maintenance	75,135	..	75,135	75,135	75,135
Total, Head Works ..	65,08,151	1,909	65,10,060	65,10,060	65,10,060
(2) MAIN CANALS AND BRANCHES.					
A. Preliminary Expenses ..	16,606	..	16,606	16,606	16,606
B. Land	67,421	..	67,421	67,421	67,421
D. Regulators	51,167	..	51,167	51,167	51,167
E. Falls and Weirs	15,649	..	15,649	15,649	15,649
F. River and hill torrent Works ..	5,81,699	..	5,81,699	5,81,699	5,81,699
F (1). Other cross drainage Works ..	4,071	..	4,071	4,071	4,071
G. Bridges	1,37,239	..	1,37,239	1,37,239	1,37,239
H. Escapes	23,752	..	23,752	23,752	23,752
K. Buildings	3,93,472	11,014	4,04,486	4,04,486	4,04,486
L. Earth-work	17,60,486	..	17,60,486	17,60,486	17,60,486
M. Plantations	1,02,863	44	1,02,907	1,02,907	1,02,907
O. Miscellaneous	36,614	..	36,614	36,614	36,614
P. Maintenance	35,598	..	35,598	35,598	35,598
Total, Main Canals and Branches ..	32,26,637	11,058	32,37,695	32,37,695	32,37,695
Carried over ..	97,34,788	12,967	97,47,755	97,47,755	97,47,755

PRAVARA RIVER WORKS.

CANAL PROJECT

No. 2.—Capital Account for, and to end of, 1926-27.

Heads of Account.	Direct Charges.			Cost of construction as now estimated. (Construction estimate closed on 30th June 1926.)	Expenditure against closed estimates.
	Previous.	1926-27.	Total.		
1	2	3	4	5	6
Brought forward ..	Rs. 97,34,788	Rs. 12,967	Rs. 97,47,755	Rs. 97,47,755	Rs. 97,47,755
(3) DISTRIBUTARIES.					
A. Preliminary Expenses ..	13,679	..	13,679	13,679	13,679
B. Land	82,867	..	82,867	82,867	82,867
C. Works	2,99,327	..	2,99,327	2,99,327	2,99,327
L. Earth-work ..	2,22,482	..	2,22,482	2,22,482	2,22,482
M. Plantations ..	99	..	99	99	99
O. Miscellaneous ..	3,22,132	..	3,22,132	3,22,132	3,22,132
P. Maintenance ..	2,679	..	2,679	2,679	2,679
Total, Distributaries ..	9,43,265	..	9,43,265	9,43,265	9,43,265
(5) WATER COURSES.					
C. Works	1,12,943	65	1,13,008	1,13,008	1,13,008
L. Earth-work ..	77,042	..	77,042	77,042	77,042
O. Miscellaneous ..	17,728	..	17,728	17,728	17,728
P. Maintenance ..	8,585	..	8,585	8,585	8,585
Total, Water Courses ..	2,16,298	65	2,16,363	2,16,363	2,16,363
6. Special Tools and Plant ..	4,98,066	885	4,98,951	4,98,951	4,98,951
Total, I.—Works ..	1,13,92,417	13,917	1,14,06,334	1,14,06,334	1,14,06,334
II.—ESTABLISHMENT.					
1 and 2. Direction and Accounts ..	28,03,737	12,196	28,15,933	28,15,933	28,15,933
3. Executive					
Total, Establishment ..	28,03,737	12,196	28,15,933	28,15,933	28,15,933
III.—TOOLS AND PLANT ..	3,41,224	400	3,41,624	3,41,624	3,41,624
IV.—Suspense Accounts ..	2	..	2	2	2
Pensionary charges	1,708	1,708	1,708	1,708
Grand Total ..	1,45,37,380	28,221	1,45,65,601	1,45,65,601	1,45,65,601
V.—Less—Receipts on Capital Account.	32,138	9,927	42,065	42,065	42,065
Net Outlay ..	1,45,05,242	18,294	1,45,23,536	1,45,23,536	1,45,23,536

PRAVARA RIVER WORKS.

CANAL PROJECT.

No. 2.—Capital Account for, and to end of, 1926-27.

Heads of Account.	Direct Charges.			Cost of construction as now estimated. (Construction estimate closed on 30th June 1926.)	Expenditure against closed estimates.
	Previous.	1926-27.	Total.		
1	2	3	4	5	6
<i>Apportionment.</i>	Rs.	Rs.	Rs.	Rs.	Rs.
Chargeable to 35—Construction of Protective Irrigation Works ..	99,38,582	..	99,38,582	1,45,23,536	1,45,23,536
Chargeable to 49—Irrigation ..	3,46,499	..	3,46,499		
Chargeable to 43—Minor Works and Navigation	3,66,224	..	3,66,224		
Chargeable to—Famine Relief ..	5,13,868	..	5,13,868		
Chargeable to 55—Construction of Irrigation Works ..	33,40,069	18,294	33,58,363		
Total ..	1,45,05,242	18,294	1,45,23,536	1,45,23,536	1,45,23,536

The Maladevi Tank, the Ozar and the Lakh Canals have been amalgamated with the Pravara River Works Project according to orders of the Superintending Engineer, Deccan Irrigation Circle contained in his letter No. 3959, dated 15th July 1927.

Capital outlay in previous column—

	Rs.
Pravara River Canal ..	1,35,26,439
Maladevi Tank ..	3,02,040
Old Ozar Canal ..	3,24,317
Lakh Canal ..	3,52,446

 1,45,05,242

PRAVARA RIVER WORKS.

CANAL PROJECT.

No. 3.—Revenue Account for, and to end of, 1926-27.

Receipts.	TOTAL.			Charges.	TOTAL.		
	Previous.	1926-27.	Total.		Previous.	1926-27.	Total.
	Rs.	Rs.	Rs.		Rs.	Rs.	Rs.
I.—DIRECT RECEIPTS.				I.—EXTENSIONS AND IMPROVEMENTS.			
1. Water-rates from Irrigation ..	20,27,581	5,31,293	25,58,874	1. Head Works ..	844	..	844
3. Sales of water ..	689	276	965	2. Mains Canals and Branches ..	17,602	8,532	26,134
5. Plantations ..	67,196	4,541	74,298	3. Distributaries ..	2,440	..	2,440
6. Other canal produce ..		2,561		Total ..	20,886	8,532	29,418
9. Rents of buildings ..	2,154	730	2,884				
10. Fines ..	2,196	..	2,196	II.—MAINTENANCE AND REPAIRS.			
11. Miscellaneous receipts ..	23,985	1,174	25,159	1. Head Works ..	27,485	11,540	39,025
12. Deduct-Refunds.	779	188	967	2. Main Canals and Branches ..	6,99,679	64,266	7,63,945
Total ..	21,23,022	5,40,387	26,63,409	3. Distributaries ..	92,007	19,022	1,11,029
				Total ..	8,19,171	94,828	9,13,999
II.—INDIRECT RECEIPTS.				IV.—ESTABLISHMENT.			
Irrigation share of Land Revenue collected in the Civil Department. Revenue for Galper land treated as Land Revenue G. R. No. 1829, dated 20th November 1893.	7,776	..	7,776	1 & 2. Direction and Accounts ..	8,30,940	1,58,010	9,88,950
Enhanced Land Revenue G. R. No. 275, dated 7th July 1881 ..	3,572	76	3,648	3. Executive ..			
Total ..	11,348	76	11,424	V.—TOOLS AND PLANT ..	25,942	2,968	28,910
Total, Receipts ..	21,34,370	5,40,463	26,74,833	Pensionary charges.	..	22,122	22,122
Carried over ..	21,34,370	5,40,463	26,74,833	Carried over ..	16,96,959	2,86,460	19,83,399

PUBLIC WORKS DEPARTMENT, IRRIGATION BRANCH

PRAVARA RIVER WORKS.

CANAL PROJECT.

No. 3.—Revenue Account for, and to end of, 1926-27.

Receipts.	TOTAL.			Charges.	TOTAL.		
	Previous.	1926-27.	Total.		Previous.	1926-27.	Total.
	Rs.	Rs.	Rs.		Rs.	Rs.	Rs.
Brought forward ..	21,34,370	5,40,463	25,74,833	Brought forward ..	16,96,939	2,86,460	19,83,399
				VI.—REFUNDS OF REVENUE..	1,620	..	1,620
				Deduct—Receipts on Revenue Account.	496	199	695
				Total ..	16,98,063	2,86,261	19,84,324
				Share of collection charges in the Civil Department.	1,02,550	15,939	1,18,489
				Total, Direct Charges.	18,00,613	3,02,200	21,02,813
				Indirect Charges debitable to Revenue Account as per No. 5 ..	1,22,235	1,034	1,23,269
				Total, Charges ..	19,22,848	3,03,234	22,26,082
				Balance Net Revenue ..	2,11,522	2,37,229	4,48,751
GRAND TOTAL ..	(A) 21,34,370	5,40,463	26,74,833	GRAND TOTAL ..	(B) 21,34,370	5,40,463	26,74,833

N.B.—Construction Estimate closed on 30th June 1926—vide G. R. (P. W. D.) No. 2215, dated 11th June 1926.

	Rs.
(A) Pravara River ..	6,56,751
Old Ozar ..	13,81,578
Lakh Canal ..	96,041
	<u>21,34,370</u>

	Rs.
(B) Pravara River ..	6,56,751
Old Ozar ..	13,81,578
Lakh Canal ..	96,041
	<u>21,34,370</u>

PRAVARA RIVER WORKS.

CANAL PROJECT.

No. 4.—Interest Account for, and to end of, 1926-27.

	Amount. Rs.		Amount. Rs.
Total interest charges to end of 1925-26	(A) 64,61,209	Net Revenue realized to end of 1925-26 as per No. 3	(B) 2,11,522
Interest charges for the year 1926-27	6,44,482	Net Revenue realized during 1926-27 as per No. 3	2,37,229
On Rs. 75,22,460 outlay to end the year 1916-17 at the average rate 3·3252 per cent.	2,50,137	Total Net Revenue realized to end of the year as per No. 3	4,48,751
On subsequent outlay Rs. 69,91,929 at the flat rate 5·64 per cent.	3,94,345	Balance net interest charges	66,56,940
Total	71,05,691	Total	71,05,691

No. 5.—Account of Indirect Charges for, and to end of, year 1926-27.

Particulars.	Previous.	1926-27.	Total.	Particulars.	Previous.	1926-27.	Total.
	Rs.	Rs.	Rs.		Rs.	Rs.	Rs.
CAPITAL ACCOUNT.				REVENUE ACCOUNT.			
1. Capitalized abatement of Land Revenue	85,939	143	86,082	1. Capitalized abatement of Land Revenue	6	..	6
2. Leave and Pension Allowances	4,01,354	..	4,01,354	2. Leave and Pension Allowances	1,18,626	..	1,18,626
3. Audit and Accounts Establishment	25,297	139	25,436	3. Audit and Accounts Establishment	3,603	1,034	4,637
Total	(C) 5,12,590	282	5,12,872	Total	(D) 1,22,235	1,034	1,23,269

(A) Pravara River .. 47,97,929
 Maladevi .. 2,92,405
 Old Ozar .. 6,07,197
 Lakh Canal .. 7,63,678

64,61,209

(C) Pravara River Canal .. 4,60,024
 Maladevi .. 9,888
 Old Ozar .. 23,233
 Lakh .. 19,445

5,12,590

(B) Pravara River .. 70,893
 Old Ozar .. 4,09,671
 Lakh .. 2,69,042

2,11,522

(D) Pravara River Works .. 35,455
 Old Ozar .. 62,073
 Lakh Canal .. 24,707

1,22,235

PRAVARA RIVER WORKS

CANAL PROJECT.

No. 6.—Statement comparing Capital Cost to end of 1926-27 with sanctioned Estimates.

Particulars.	Charges against closed sanctions.			Current sanctions.			Total charges to date against old and current sanctions.
	Expenditure against construction estimate.	Expenditure against open capital sanctions.	Total.	Charges to date.	Amount of sanctioned estimate.	Unspent balance of estimate.	
1	2	3	4	5	6	7	8
	Rs.	Rs.	Rs.	Rs.	Rs.	Rs.	Rs.
DIRECT CHARGES.							
Works ..	1,13,91,567	14,767	1,14,06,334	1,14,06,334
Establishment ..	28,08,073	7,860	28,15,933	28,15,933
Tools and Plant ..	3,41,200	424	3,41,624	3,41,624
Suspense Accounts ..	2	..	2	2
Pensionary charges ..	607	1,101	1,708	1,708
Total ..	1,45,41,449	24,152	1,45,65,601	1,45,65,601
Less—Receipts on Capital Account ..	32,138	9,927	42,065	42,065
Net Total ..	1,45,09,311	14,225	1,45,23,536	1,45,23,536
INDIRECT CHARGES.							
Capitalized abatement of Land Revenue ..	86,082	..	86,082	86,082
Leave and Pension Allowances ..	4,01,354	..	4,01,354	4,01,354
Audit and Accounts ..	25,288	148	25,436	25,436
Total ..	5,12,724	148	5,12,872	5,12,872
GRAND TOTAL ..	1,50,22,035	14,373	1,50,36,408	1,50,36,408

GODAVARI CANAL.

CANAL PROJECT.

No. 2.—Capital Account for, and to end of, 1926-27.

Heads of Account.	Direct Charges.			Cost of Construction as now estimated. (Construction estimate closed on 31st Mar. 1916.)	Expenditure against closed estimates.
	Previous.	1926-27.	Total.		
1	2	3	4	5	6
I.—WORKS.	Rs.	Rs.	Rs.	Rs.	Rs.
(1) HEAD WORKS.					
A. Preliminary Expenses ..	5,480	..	5,480	5,480	5,480
B. Land	9,41,194	..	9,41,194	9,41,194	9,41,194
C. Works	32,47,584	..	32,47,584	32,47,584	32,47,584
K. Buildings	51,463	..	51,463	51,463	51,463
O. Miscellaneous	152	..	152	152	152
P. Maintenance	18,007	..	18,007	18,007	18,007
Total, Head Works ..	42,63,880	..	42,63,880	42,63,880	42,63,880
(2) MAIN CANALS AND BRANCHES.					
A. Preliminary Expenses ..	29,652	..	29,652	29,652	29,652
B. Land	1,07,788	..	1,07,788	1,07,788	1,07,788
D. Regulators	29,752	..	29,752	29,752	29,752
F. River and hill torrent Works ..	11,01,009	..	11,01,009	11,01,009	11,01,009
G. Bridges	1,10,261	..	1,10,261	1,10,261	1,10,261
H. Escapes	20,437	..	20,437	20,437	20,437
K. Buildings	2,22,685	..	2,22,685	2,22,685	2,22,685
L. Earth-work	17,67,009	..	17,67,009	17,67,009	17,67,009
M. Plantations	8,907	..	8,907	8,907	8,907
O. Miscellaneous	15,350	..	15,350	15,350	15,350
P. Maintenance	16,033	..	16,033	16,033	16,033
Total, Main Canals and Branches ..	34,28,883	..	34,28,883	34,28,883	34,28,883
(3) DISTRIBUTARIES.					
A. Preliminary Expenses ..	13,426	129	13,555	13,483	8,762
B. Land	28,063	..	28,063	28,063	28,063
C. Works	1,11,137	..	1,11,137	1,11,137	1,11,137
L. Earth-work	1,74,380	..	1,74,380	1,74,380	1,74,380
O. Miscellaneous	2,09,157	..	2,09,157	2,09,157	2,09,157
Total, Distributaries ..	5,36,163	129	5,36,292	5,36,220	5,31,499
Carried over ..	82,28,926	129	82,29,055	82,28,983	82,24,262

GODAVARI CANAL.

CANAL PROJECT.

No. 2.—Capital Account for, and to end of, 1926-27.

Heads of Account.	Direct Charges.			Cost of construction as now estimated. (Construction estimate closed on 31st Mar. 1916.)	Expenditure against closed estimate.
	Previous.	1926-27.	Total.		
1	2	3	4	5	6
Brought forward..	Rs. 82,28,926	Rs. 129	Rs. 82,29,055	Rs. 82,28,983	Rs. 82,24,262
Liabilities on completion works
Total, I.—Works ..	82,28,926	129	82,29,055	82,28,983	82,24,262
II.—ESTABLISHMENT.					
1 and 2. Direction and Accounts ..	13,52,202	69	13,52,271	13,51,890	13,50,828
3. Executive ..					
Total, Establishment ..	13,52,202	69	13,52,271	13,51,890	13,50,828
III.—TOOLS AND PLANT ..	2,28,981	4	2,28,985	2,28,988	2,28,827
Pensionary charges	10	10
Grand Total ..	98,10,109	212	98,10,321	98,09,771	98,03,917
V.—Less—Receipts on Capital Account.	2,026	..	2,026	2,026	2,026
Net Outlay ..	98,08,083	212	98,08,295	98,07,745	98,01,891
Apportionment.					
Chargeable to 35—Construction of Protective Irrigation Works ..	96,67,046	..	96,67,046	98,07,745	98,01,891
Chargeable to 55—Construction of Irrigation Works ..	1,41,037	212	1,41,249		
Total ..	98,08,083	212	98,08,295	98,07,745	98,01,891

GODAVARI CANAL.

CANAL PROJECT.

No. 3.—Revenue Account for, and to end of, 1926-27.

Receipts.	TOTAL.			Charges.	TOTAL.		
	Previous.	1926-27.	Total.		Previous.	1926-27.	Total.
	Rs.	Rs.	Rs.		Rs.	Rs.	Rs.
I.—DIRECT RECEIPTS.				I.—EXTENSIONS AND IMPROVEMENTS.			
1. Water-rates from Irrigation ..	48,09,110	4,01,568	52,10,678	1. Head Works ..	14,392	..	14,392
3. Sales of Water ..	31,975	4,875	36,850	2. Main Canals and Branches ..	75,861	..	75,861
4. Water-supply of towns ..	3,233	..	3,233	3. Distributaries ..	8,354	..	8,354
5. Plantations ..	4,321	2,624	6,945				
6. Other canal produce ..	10,563	1,621	12,184	Total ..	98,607	..	98,607
8. Navigation ..	162	5	167				
9. Rents of buildings ..	8,159	6,151	14,310	II.—MAINTENANCE AND REPAIRS.			
10. Fines ..	7,257	..	7,257	1. Head Works ..	1,45,022	12,077	1,57,099
11. Miscellaneous receipts ..	1,13,584	9,648	1,23,232	2. Main Canals and Branches ..	9,16,307	66,573	9,82,880
12. Deduct — Refunds ..	4,738	195	4,933	3. Distributaries ..	1,67,614	35,957	2,03,571
Total ..	49,83,626	4,26,297	54,09,923	Total ..	12,28,943	1,14,607	13,43,550
				III.—COMPENSATION
II.—INDIRECT RECEIPTS.				IV.—ESTABLISHMENT.			
Irrigation share of Land Revenue collected in the Civil Department.	1 & 2. Direction and Accounts .. 3. Executive ..	11,00,960	1,77,182	12,78,142
				V.—TOOLS AND PLANT ..	39,904	3,289	43,193
Total Receipts ..	49,83,626	4,26,297	54,09,923	Pensionary charges.	..	24,805	24,805
Carried over ..	49,83,626	4,26,297	54,09,923	Carried over ..	24,68,414	3,19,883	27,88,297

GODAVARI CANAL.

CANAL PROJECT.

No. 3.—Revenue Account for, and to end of, 1926-27.

Receipts.	TOTAL.			Charges.	TOTAL.		
	Previous.	1926-27.	Total.		Previous.	1926-27.	Total.
	Rs.	Rs.	Rs.		Rs.	Rs.	Rs.
Brought forward ..	49,83,626	4,26,297	54,09,923	Brought forward..	24,68,414	3,19,883	27,88,297
				VI.—REFUNDS OF REVENUE..	43,571	..	43,571
				Less receipts on Revenue Account.	343	42	385
				Total ..	25,11,642	3,19,841	28,31,483
				Share of collection charges in the Civil Department.	2,44,873	12,028	2,56,901
				Total Direct Charges	27,56,515	3,31,869	30,88,384
				Indirect Charges debitable to Revenue Account as per No. 5 ..	1,60,178	1,146	1,61,324
				Total Charges ..	29,16,693	3,33,015	32,49,708
				Balance Revenue Net ..	20,66,933	93,282	21,60,215
GRAND TOTAL ..	49,83,626	4,26,297	54,09,923	GRAND TOTAL ..	49,83,626	4,26,297	54,09,923

N.B.—Construction estimate closed on 31st March 1916—vide G.R. No. A.I.—3470, dated 28th March 1916.

Note.—Loss of Revenue due to concessions granted for wheat cultivation during the Rabi season 1916-17—vide G.R. No. A.I.—12327, dated 18th December 1917—Rs. 31,760.

GODAVARI CANAL.

CANAL PROJECT.

No. 4.—Interest Account for, and to end of, 1926-27.

	Amount.		Amount.
	Rs.		Rs.
Total interest charges to end of 1925-26	50,16,723	Net Revenue realized to end of 1925-26 as per No. 3	20,66,933
Interest charges for the year 1926-27	3,32,790	Net Revenue realized during 1926-27 as per No. 3	93,282
On Rs. 9,521,042 outlay to end of the year 1916-17 at the average rate 3.3252 per cent. ..	3,16,594	Total Net Revenue realized to end of the year as per No. 3	21,60,215
On subsequent outlay Rs. 2,87,147 at the flat rate 5.64 per cent. ..	16,196	Balance net interest charges ..	31,89,298
Total ..	53,49,513	Total ..	53,49,513

No. 5.—Account of Indirect Charges for, and to end of, 1926-27.

Particulars.	Previous.	1926-27.	Total.	Particulars.	Previous.	1926-27.	Total.
	Rs.	Rs.	Rs.		Rs.	Rs.	Rs.
CAPITAL ACCOUNT.				REVENUE ACCOUNT.			
1. Capitalized abatement of Land Revenue ..	3,11,326	..	3,11,326	1. Capitalized abatement of Land Revenue
2. Leave and Pension Allowances ..	1,89,306	..	1,89,306	2. Leave and Pension Allowances ..	1,54,131	..	1,54,131
3. Audit and Accounts Establishment ..	1,013	1	1,014	3. Audit and Accounts Establishment ..	6,047	1,146	7,193
Total ..	5,01,645	1	5,01,646	Total ..	1,60,178	1,146	1,61,324

GODAVARI CANAL.

CANAL PROJECT.

No. 6.—Statement comparing Capital Cost to end of 1926-27 with sanctioned Estimates.

Particulars.	Charges against closed sanctions.			Current sanctions.			Total charges to date against old and current sanctions.
	Expenditure against construction estimate.	Expenditure against open capital sanctions.	Total.	Charges to date.	Amount of sanctioned estimate.	Unspent balance of estimate.	
1	2	3	4	5	6	7	8
DIRECT CHARGES.	Rs.	Rs.	Rs.	Rs.	Rs.	Rs.	Rs.
Works ..	78,92,733	3,31,529	82,24,262	4,793	4,721	— 72	82,29,055
Establishment ..	12,40,613	1,10,215	13,50,828	1,443	1,062	— 381	13,52,271
Tools and Plant ..	2,21,997	6,830	2,28,827	158	71	— 87	2,28,985
Suspense Account ..	2,245	— 2,245
Pensionary charges	10	..	— 10	10
Total ..	93,57,588	4,46,329	98,03,917	6,404	5,854	— 550	98,10,321
Less—Receipts on Capital Account ..	2,026	..	2,026	2,026
Net Total ..	93,55,562	4,46,329	98,01,891	6,404	5,854	— 550	98,08,295
INDIRECT—CHARGES.							
Capitalized abatement of Land Revenue ..	3,07,005	4,321	3,11,326	3,11,326
Leave and Pension Allowances ..	1,73,684	15,430	1,89,114	192	149	— 43	1,89,306
Audit and Accounts	980	980	34	..	— 34	1,014
Total ..	4,80,689	20,731	5,01,420	226	149	— 77	5,01,646
GRAND TOTAL ..	98,36,251	4,67,060	1,03,03,311	6,630	6,003	— 627	1,03,09,941

G. R. (P.W.D.) No. 5085, dated 13th May 1918	Rs. 4,641
Do. No. 10321, dated 24th August 1918	1,362
Total ..			6,003

PARSUL TANK.

TANK PROJECT.

No. 3.—Revenue Account for, and to end of, 1926-27.

Receipts.	TOTAL.			Charges.	TOTAL.		
	Previous.	1926-27.	Total.		Previous.	1926-27.	Total.
I.—DIRECT RECEIPTS.	Rs.	Rs.	Rs.	I.—EXTENSIONS AND IMPROVEMENTS.	Rs.	Rs.	Rs.
1. Water-rates from Irrigation ..	1,03,286	3,450	1,06,736	1. Head Works ..	3,707	..	3,707
5. Plantations ..	1,051	..	1,155				
6. Other canal produce ..							
7. Water power ..	1,199	..	1,199	Total ..	3,707	..	3,707
9. Rents of buildings ..	1	11	12				
10. Fines ..	24	..	24	II.—MAINTENANCE AND REPAIRS.			
11. Miscellaneous receipts ..	609	3	612	1. Head Works ..	11,017	421	11,438
				2. Main Canals and Branches ..	16	..	16
				3. Distributaries ..	4,599	285	4,884
				Total ..	15,632	706	16,338
Total ..	1,06,170	3,568	1,09,738	III.—COMPENSATION
II.—INDIRECT RECEIPTS.				IV.—ESTABLISHMENT.			
Irrigation share of Land Revenue collected in the Civil Department.	1 & 2. Direction and Accounts ..	26,442	1,013	27,455
				3. Executive ..			
				V.—TOOLS AND PLANT	1,099	20	1,119
Total	Pensionary charges	..	142	142
Total Receipts ..	1,06,170	3,568	1,09,738	Carried over ..	46,880	1,881	48,761
Carried over ..	1,06,170	3,568	1,09,738				

PUBLIC WORKS DEPARTMENT, IRRIGATION BRANCH.

PARSUL TANK.

TANK PROJECT.

No. 3.—Revenue Account for, and to end of, 1926-27.

Receipts.	TOTAL.			Charges.	TOTAL.		
	Previous.	1926-27.	Total.		Previous.	1926-27.	Total.
	Rs.	Rs.	Rs.		Rs.	Rs.	Rs.
Brought forward ..	1,06,170	3,568	1,09,738	Brought forward ..	46,880	1,881	48,761
				VI.—REFUNDS OF REVENUE ..	177	..	177
				Total ..	47,057	1,881	48,938
				Share of collection charges in the Civil Department.	5,166	104	5,270
				Total Direct Charges	52,223	1,985	54,208
				Indirect Charges debitable to Revenue Account as per Account No. 5 ..	3,729	7	3,736
				Total Charges ..	55,952	1,992	57,944
				Balance Net Revenue ..	50,218	1,576	51,794
GRAND TOTAL ..	1,06,170	3,568	1,09,738	GRAND TOTAL ..	1,06,170	3,568	1,09,738

N.B.—Last Capital Account detailed in the Administrative Accounts for 1897-98.

Construction Estimate closed on 31st March 1896—vide G. R. No. 396, dated 14th March 1896.

Completion Report approved in G. R. No. 241, dated 17th January 1896.

Note.—Loss of revenue due to concessions granted for wheat cultivation during the Rabi season 1916-17, vide G. R. No. A.L-12327, dated 18th December 1917—Rs. 637.

PARSUL TANK.

TANK PROJECT.

No. 4.—Interest Account for, and to end of, 1926-27.

	Amount. Rs.		Amount. Rs.
Total interest charges to end of 1925-26	3,04,767	Net Revenue realized to end of 1925-26 as per No. 3	50,218
Interest charges for the year 1926-27	6,917	Net Revenue realized during 1926-27 as per No. 3	1,576
Rs.		Total Net Revenue realized to end of the year as per No. 3	51,794
On Rs. 2,09,007 outlay to end of the year 1916-17 at the average rate 3·3252 per cent. 6,917		Balance net interest charges	2,59,890
Total ..	3,11,684	Total ..	3,11,684

No. 5.—Account of Indirect charges for, and to end of, 1926-27.

Particulars.	Previous.	1926-27.	Total.	Particulars.	Previous.	1926-27.	Total.
	Rs.	Rs.	Rs.		Rs.	Rs.	Rs.
CAPITAL ACCOUNT.		Nil.		REVENUE ACCOUNT.			
				1. Capitalized abatement of Land Revenue
				2. Leave and Pension Allowances	3,699	..	3,699
				3. Audit and Accounts Establishment	30	7	37
				Total ..	3,729	7	3,736

MUTHA CANAL INCLUDING MATOBA TANK.

TANK PROJECT.

No. 2.—Capital Account for, and to end of, 1926-27.

Heads of Account.	Direct Charges.			Cost of Construction as now estimated. (Construction estimate closed on 31st Mar. 1897.)	Expenditure against closed estimates.
	Previous.	1926-27.	Total.		
1	2	3	4	5	6
I.—WORKS.					
	Rs.	Rs.	Rs.	Rs.	Rs.
(1) HEAD WORKS.					
A. Preliminary Expenses ..	8,391	..	8,391	8,391	8,391
B. Land ..	3,53,177	..	3,53,177	3,53,177	3,53,177
C. Masonry Works ..	28,90,673	..	28,90,673	28,90,673	28,90,673
K. Buildings ..	21,537	..	21,537	21,537	21,537
M. Plantations ..	3,059	..	3,059	3,059	3,059
O. Miscellaneous ..	820	..	820	820	820
P. Maintenance ..	1,231	..	1,231	1,231	1,231
Total, Head Works ..	32,78,888	..	32,78,888	32,78,888	32,78,888
(2) MAIN CANALS AND BRANCHES.					
A. Preliminary Expenses ..	4,926	..	4,926	6,936	2,828
B. Land ..	1,26,843	..	1,26,843	1,26,843	1,26,843
C (a). Regulators ..	37,342	..	37,342	37,342	37,342
C (a). River and Hill Torrent Works..	5,21,670	..	5,21,670	5,21,670	5,21,670
C (e). Bridges ..	95,170	..	95,170	95,170	95,170
C (f). Escapes ..	18,120	..	18,120	18,120	18,120
J. Mills ..	56,415	..	56,415	56,415	56,415
K. Buildings ..	13,070	..	13,070	13,070	13,070
L. Earth-work ..	9,89,763	..	9,89,763	9,89,763	9,89,763
M. Plantations ..	16,011	..	16,011	16,011	16,011
O. Miscellaneous ..	1,868	..	1,868	1,868	1,868
P. Maintenance ..	4,566	..	4,566	4,566	4,566
Total, Main Canals and Branches ..	18,85,764	..	18,85,764	18,87,774	18,83,666
(3) DISTRIBUTARIES.					
A. Preliminary Expenses ..	6,767	..	6,767	6,853	6,740
B. Land ..	5,666	..	5,666	5,666	5,666
C. Masonry Works ..	3,03,419	..	3,03,419	3,03,419	3,03,419
G. Bridges ..	1,273	..	1,273	1,273	1,273
L. Earth-work ..	73,961	..	73,961	73,961	73,961
M. Plantations ..	407	..	407	407	407
O. Miscellaneous ..	8,01,559	..	8,01,559	8,01,559	8,01,559
Total, Distributaries ..	11,93,052	..	11,93,052	11,93,138	11,93,025
Carried over ..	63,57,704	..	63,57,704	63,59,800	63,55,579

MUTHA CANAL INCLUDING MATOBA TANK.

TANK PROJECT.

No. 2.—Capital Account for, and to end of, 1926-27.

Heads of Account.	Direct Charges.			Cost of Construction as now estimated. (Construction estimate closed on 31st Mar. 1897.)	Expenditure against closed estimates.
	Previous.	1926-27.	Total.		
1	2	3	4	5	6
	Rs.	Rs.	Rs.	Rs.	Rs.
Brought forward ..	63,57,704	..	63,57,704	63,59,800	63,55,579
(4) DRAINAGE AND PROTECTIVE WORKS.					
B. Land	7,328	..	7,328	7,328	7,328
L. Earth-work	1,188	..	1,188	1,188	1,188
Total, Drainage and Protective Works ..	8,516	..	8,516	8,516	8,516
Adjustment of previous Outlay ..	—12,63,66	..	—12,63,166	—12,63,166	—12,63,166
Total, I.—Works ..	51,03,054	..	51,03,054	51,05,150	51,00,929
II. ESTABLISHMENT.					
1 & 2. Direction and Accounts ..	11,48,010	..	11,48,010	11,48,028	11,47,120
3. Executive	146	..	146	146	146
4. Medical	—1,01,947	..	—1,01,947	—1,01,947	—1,01,947
5. Special Survey
Total, II.—Establishment ..	10,46,209	..	10,46,209	10,46,227	10,45,319
III.—TOOLS AND PLANT ..	1,18,828	..	1,18,828	1,18,743	1,18,679
IV.—SUSPENSE ACCOUNTS ..	—1,136	..	—1,136	—1,136	—1,136
Grand Total ..	62,66,955	..	62,66,955	62,68,984	62,63,791
V.—Less—Receipts on Capital Account ..	12,328	..	12,328	12,328	12,328
Net Outlay ..	62,54,627	..	62,54,627	62,56,656	62,51,463
Apportionment.					
Chargeable to 49—Irrigation ..	52,83,962	..	52,83,962	62,56,656	62,51,463
Chargeable to 43—Minor Works and Navigation ..	9,60,678	..	9,60,678		
Chargeable to 55—Construction of Irrigation Works ..	9,987	..	9,987		
Total ..	62,54,627	..	62,54,627	62,56,656	62,51,463

MUTHA CANAL INCLUDING MATOBA TANK.

TANK PROJECT.

No. 3.—Revenue Account for, and to end of, 1926-27.

Receipts.	TOTAL.			Charges.	TOTAL.		
	Previous.	1926-27.	Total.		Previous.	1926-27.	Total.
	Rs.	Rs.	Rs.		Rs.	Rs.	Rs.
I.—DIRECT RECEIPTS.				I.—EXTENSIONS AND IMPROVEMENTS.			
1. Water-rates from Irrigation ..	81,26,786	3,40,648	83,67,434	1. Head Works ..	30,768	16,641	47,409
3. Sales of water ..	1,27,056	3,745	1,30,801	2. Main Canals and Branches ..	48,679	3,402	52,081
Water-supply of towns ..	53,02,894	92,668	53,95,562	3. Distributaries ..	85,563	..	85,563
5. Plantations ..	8,007	113	8,120	4. Drainage and Protective Works.	4,864	..	4,864
6. Other canal produce ..	1,69,333	2,877	1,72,210				
7. Water power ..	65,858	..	65,858	Total ..	1,69,874	20,043	1,89,917
8. Navigation ..	3,184	1,040	4,224				
9. Rents of buildings ..	5,564	252	5,816	II.—MAINTENANCE AND REPAIRS.			
10. Fines ..	5,436	4,870	10,306	1. Head Works ..	2,09,627	18,399	2,28,026
11. Miscellaneous receipts ..	2,22,715	1,813	2,24,531	2. Main Canals and Branches ..	9,63,964	28,941	9,92,905
12. Deduct refunds ..	2,747	45	2,792	3. Distributaries ..	11,04,194	5,064	11,09,258
Total ..	1,39,34,089	4,47,931	1,43,82,070	4. Drainage and Protective Works ..	179	..	179
II.—INDIRECT RECEIPTS.				Total ..	22,77,964	52,404	23,30,368
Irrigation share of Land Revenue collected in the Civil Department	III.—COMPENSATION ..	494	..	494
Irrigation share on account of operations from the Canal, vide Government Resolution Nos. 1159 and 1539, dated respectively 28th June and 29th September 1892 ..	1,529	52	1,581	IV.—ESTABLISHMENT.			
Total ..	1,529	52	1,581	1 & 2. Direction and Accounts ..	18,77,290	68,915	19,46,205
				3. Executive ..			
				V.—TOOLS AND PLANT ..	1,73,832	718	1,74,550
Total Receipts ..	1,39,35,618	4,48,033	1,43,83,651	Pensionary charges.	..	9,648	9,648
Carried over ..	1,39,35,618	4,48,033	1,43,83,651	Carried over ..	44,99,454	1,51,728	46,51,182

ADMINISTRATIVE ACCOUNTS FOR THE YEAR 1926-27.

311

MUTHA CANAL INCLUDING MATOBA TANK.

TANK PROJECT.

No. 3.—Revenue Account for, and to end of, 1926-27.

Receipts.	TOTAL.			Charges.	TOTAL.		
	Previous.	1926-27.	Total.		Previous.	1926-27.	Total.
	Rs.	Rs.	Rs.		Rs.	Rs.	Rs.
Brought forward ..	1,39,35,618	4,48,033	1,43,83,651	Brought forward ..	44,99,454	1,51,728	46,51,182
				Profit and Loss—			
				VI.—REFUNDS			
				OF REVENUE..	53,448	..	53,448
				Suspense Account.	—3,139	..	—3,139
				Deduct—Receipts on			
				Revenue account.	3,546	..	3,546
				Total ..	45,46,217	1,51,728	46,97,945
				Share of collection			
				charges in the			
				Civil Department.	3,93,906	10,144	4,04,050
				Total, Direct Charges	49,40,123	1,61,872	51,01,995
				Indirect Charges			
				debitable to Revenue			
				Account as			
				per Account No. 5	2,70,385	724	2,71,109
				Total, Charges ..	52,10,508	1,62,596	53,73,104
				Balance Net Revenue			
				..	87,25,110	2,85,437	90,10,547
GRAND TOTAL ..	1,39,35,618	4,48,033	1,43,83,651	GRAND TOTAL ..	1,39,35,618	4,48,033	1,43,83,651

N.B.—Construction Estimate of the Mutha Canal closed on 31st March 1897, vide G. R. No. 710, dated 13th May 1897, and that of the Matoba Tank on 31st March 1892—vide G. R. No. 1411, dated 12th September 1893. Completion Report of the Mutha Canal approved in G. R. No. 2241 of 30th October 1901 and that of the Matoba Tank in G. R. No. 827 of 17th May 1894.

Note.—Loss of revenue due to concessions granted for wheat cultivation during the Rabi Season, 1916-17—vide G. R. No. A.L.-12317, dated 18th December 1917—Rs. 2,665.

MUTHA CANAL INCLUDING MATOBA TANK.

TANK PROJECT.

No. 4.—Interest Account for, and to end of, 1926-27

	Amount		Amount
	Rs.		Rs.
Total interest charges to end of 1925-26	1,27,03,388	Net Revenue realized to end of 1925-26 as per No. 3	87,25,110
Interest charges for the year 1926-27	2,07,896	Net Revenue realized during 1926-27 as per No. 3	2,85,437
On Rs. 62,58,210 outlay to end of the year 1916-17 at the average rate 3.3252 per cent. ..	2,08,098	Total Net Revenue realized to end of the year as per No. 3	90,10,547
On subsequent outlay Rs. 3,585 at the flat rate 5.64 per cent. ..	-202	Balance net interest charges ..	39,00,737
Total ..	1,29,11,284	Total ..	1,29,11,284

No. 5.—Account of Indirect Charges for, and to end of, 1926-27.

Particulars.	Previous.	1926-27.	Total.	Particulars.	Previous.	1926-27.	Total.
	Rs.	Rs.	Rs.		Rs.	Rs.	Rs.
CAPITAL ACCOUNT.				REVENUE ACCOUNT.			
1. Capitalized abatement of Land Revenue ..	93,528	..	93,528	1. Capitalized abatement of Land Revenue
2. Leave and Pension Allowances ..	202,243	..	2,02,243	2. Leave and Pension Allowances ..	2,67,623	..	2,67,623
3. Audit and Accounts Establishment ..	62	..	63	3. Audit and Accounts Establishment ..	2,762	724	3,486
Total ..	2,95,834	..	2,95,834	Total ..	2,70,385	724	271,109

MUTHA CANAL INCLUDING MATOBA TANK.

TANK PROJECT.

No. 6.—Statement comparing Capital Cost to end of 1926-27 with sanctioned Estimates.

Particulars.	Charges against closed sanctions.			Current sanctions.			Total charges to date against old and current sanctions.
	Expenditure against construction estimate.	Expenditure against open capital sanctions.	Total.	Charges to date.	Amount of sanctioned estimate.	Unspent balance of estimate.	
1	2	3	4	5	6	7	8
	Rs.	Rs.	Rs.	Rs.	Rs.	Rs.	Rs.
DIRECT CHARGES.							
Works ..	54,32,020	—3,31,091	51,00,929	2,125	4,221	2,096	51,03,054
Establishment ..	10,12,260	33,059	10,45,319	890	903	18	10,46,209
Tools and Plant ..	1,19,987	—1,308	1,18,679	149	64	—85	1,18,828
Suspense Accounts	—1,136	—1,136	—1,136
Total ..	65,64,267	—3,00,476	62,63,791	3,164	5,193	2,029	62,66,955
Less—Receipts on Capital Account ..	12,234	94	12,328	12,328
Net Total ..	65,52,033	—3,00,570	62,51,463	3,164	5,193	2,029	62,54,627
INDIRECT CHARGES.							
Capitalized abatement of Land Revenue ..	58,776	34,752	93,528	93,528
Leave and Pension Allowances ..	1,89,546	12,573	2,02,119	124	128	4	2,02,243
Audit and Accounts Establishment	43	43	20	41	21	63
Total ..	2,48,322	47,368	2,95,690	144	169	25	2,95,834
GRAND TOTAL ..	68,00,355	—2,53,202	65,47,153	3,308	5,362	2,054	65,50,461

Government Order No. W.I.—11541 (P.W.D.), dated 28th November 1918 ..
 Estimate approved by Government in G. M. No. 337-I, dated 24th March 1924. ..

Rs.
 144
 5,218

Total .. 5,362

NIRA LEFT BANK CANAL INCLUDING SHETPHAL TANK.

CANAL PROJECT.

No. 2.—Capital Account for, and to end of, 1926-27.

Heads of Account.	Direct Charges.			Cost of Construction as now estimated. (Construction estimate closed on 31st Mar. 1906.)	Expenditure against closed estimates.
	Previous.	1926-27.	Total.		
1	2	3	4	5	6
I.—WORKS.					
(1) HEAD WORKS.					
A. Preliminary Expenses ..	Rs. 12,512	Rs. 45	Rs. 12,557	Rs. 12,512	Rs. 12,512
B. Land	2,23,024	..	2,23,024	2,23,024	2,23,024
C. Works	18,63,213	..	18,63,213	18,63,213	18,63,213
K. Buildings	13,283	..	13,283	13,283	13,283
M. Plantations	7,053	..	7,053	7,053	7,053
O. Miscellaneous	1,547	..	1,547	1,547	1,547
P. Maintenance	3,571	..	3,571	3,571	3,571
Total, Head Works ..	21,24,203	45	21,24,248	21,24,203	21,24,203
(2) MAIN CANALS AND BRANCHES.					
A. Preliminary Expenses ..	1,14,693	3,177	1,17,870	1,20,861	1,07,861
B. Land	35,870	1,429	37,299	44,145	34,145
D. Regulators	25,475	3	25,478	83,647	20,697
F. River and hill torrent works	5,25,023	14,363	5,39,386	6,35,538	5,14,067
G. Bridges	53,443	..	53,443	59,443	53,443
K. Buildings	74,505	200	74,705	1,37,751	70,751
L. Earth-work	13,74,246	3,74,218	17,48,464	29,88,644	12,10,554
M. Plantations	6,928	..	6,928	8,928	6,928
N. Tanks and Reservoirs ..	5,58,005	..	5,58,005	5,58,005	5,58,005
O. Miscellaneous	6,069	289	6,358	41,027	4,027
P. Maintenance	11,167	190	11,357	18,667	11,167
Total, Main Canals and Branches ..	27,85,424	3,93,869	31,79,293	46,96,656	25,91,645
(3) DISTRIBUTARIES.					
A. Preliminary Expenses ..	4,101	2,752	6,853	13,646	3,646
B. Land	12,192	..	12,192	12,192	12,192
C. Works	98,599	..	98,599	7,99,867	98,599
L. Earth-work	93,077	..	93,077	93,077	93,077
M. Plantations	8,715	..	8,715	8,715	8,715
O. Miscellaneous	1,053	..	1,053	1,053	1,053
Total, Distributaries ..	2,17,737	2,752	2,20,489	9,28,550	2,17,282
(a) Proportionate expenditure on the Old Bhatgar Dam and on the New Lloyd Dam ..					
	25,32,160	1,54,985	26,87,145
Total I.—Works ..	76,59,524	5,51,651	82,11,175	77,49,409	49,33,130
Carried over ..	76,59,524	5,51,651	82,11,175	77,49,409	49,33,130

NIRA LEFT BANK CANAL INCLUDING SHETPHAL TANK.

CANAL PROJECT.

No. 2.—Capital Account for, and to end of, 1926-27.

Heads of Account.	Direct Charges.			Cost of Construction as now estimated (Construction estimate closed on 31st Mar. 1906).	Expenditure against closed estimates.
	Previous.	1926-27.	Total.		
1	2	3	4	5	6
Brought forward ..	Rs. 76,59,524	Rs. 5,51,651	Rs. 82,11,175	Rs. 77,49,409	Rs. 49,33,130
II.—ESTABLISHMENT.					
1 and 2. Direction and Accounts ..	13,04,762	2,11,128	15,15,890	18,36,493	12,10,261
3. Executive ..					
(a) Proportionate Establishment on the Expenditure as per note (a) under Works ..	5,18,507	51,743	5,70,250
Total, Establishment ..	18,23,269	2,62,871	20,86,140	18,36,498	12,10,261
III.—TOOLS AND PLANT ..	1,52,599	11,383	1,63,982	2,47,603	1,36,272
(a) Proportionate Tools and Plant on the Expenditure as per note (a) under Works ..	94,506	1,536	96,042		
Pensionary charges	36,802	36,802
GRAND TOTAL ..	97,29,698	8,64,243	1,05,94,141	98,33,510	62,79,663
V.—Less—Receipts on Capital Account ..	8,398	..	8,398	8,398	8,398
Net Outlay ..	97,21,500	8,64,243	1,05,85,743	98,25,112	62,71,265
Apportionment.					
Chargeable to 35—Construction of Protective Irrigation Works ..	54,01,556	..	54,01,556	98,25,112	62,71,265
Chargeable to 43—Minor Works and Navigation ..	8,21,653	..	8,21,653		
Chargeable to 55—Construction of Irrigation Works—Provincial ..	3,53,118	6,48,735	10,01,853		
Proportionate expenditure on the Old Bhatgar Dam and the New Lloyd Dam ..	31,45,173	2,15,508	33,60,681		
Total ..	97,21,500	8,64,243	1,05,85,743	98,25,112	62,71,265

(a) Distributed in the proportion 31 per cent. to the Nira Left Bank Canal and 69 per cent. to the Nira Right Bank Canal according to orders given in Government Memorandum No. 1984 I. W., dated 12th January 1926.

NIRA LEFT BANK CANAL AND SHETPHAL TANK.

CANAL PROJECT.

No. 3.—Revenue Account for, and to end of, 1926-27.

Receipts.	TOTAL.			Charges.	TOTAL.		
	Previous.	1926-27.	Total.		Previous.	1926-27.	Total.
	Rs.	Rs.	Rs.		Rs.	Rs.	Rs.
I.—DIRECT RECEIPTS.				I.—EXTENSIONS AND IMPROVEMENTS.			
1. Water-rates from Irrigation ..	1,24,94,548	8,49,424	1,33,43,972	1. Head Works ..	32,156	1,712	33,868
3. Sales of water ..	5,493	585	6,078	2. Main Canals and Branches ..	93,369	1,898	95,267
4. Water supply of towns ..	3,199	502	3,701	3. Distributaries ..	47,976	279	48,255
5. Plantations ..	71,990	841	72,831	4. Drainage and Protective Works.	4,931	..	4,931
6. Other canal produce ..	34,299	4,030	38,338	Total ..	1,78,432	3,889	1,82,321
8. Navigation ..	30	..	30	II.—MAINTENANCE AND REPAIRS.			
9. Rents of buildings ..	10,529	1,670	12,199	1. Head Works ..	2,49,782	11,924	2,61,706
10. Fines ..	11,263	911	12,174	2. Main Canals and Branches ..	8,93,898	35,093	9,28,991
11. Miscellaneous receipts ..	80,090	2,104	82,194	3. Distributaries ..	3,69,594	25,818	3,95,412
12. Deduct-Refunds	11,038	784	11,822	4. Drainage and Protective Works.	983	..	983
				Total ..	15,14,257	72,835	15,87,092
Total ..	1,27,00,403	8,59,292	1,35,59,695	III.—COMPENSATION ..	5	..	5
II.—INDIRECT RECEIPTS.				IV.—ESTABLISHMENT.			
Irrigation share of Land Revenue collected in the Civil Department.	1 & 2. Direction and Accounts ..	16,56,966	1,40,676	17,97,642
				3. Executive ..			
				V.—TOOLS AND PLANT ..	65,156	2,136	67,292
Total Receipts ..	1,27,00,403	8,59,292	1,35,59,695	Pensionary charges.	..	19,695	19,695
Carried over ..	1,27,00,403	8,59,292	1,35,59,695	Carried over ..	34,14,816	2,39,231	36,54,047

ADMINISTRATIVE ACCOUNTS FOR THE YEAR 1926-27.

317

NIRA LEFT BANK CANAL AND SHETPHAL TANK.

CANAL PROJECT.

No. 3.—Revenue Account for, and to end of, 1926-27.

Receipts.	TOTAL.			Charges	TOTAL.		
	Previous.	1926-27.	Total.		Previous.	1926-27.	Total.
	Rs.	Rs.	Rs.		Rs.	Rs.	Rs.
Brought forward ..	1,27,00,403	8,59,292	1,35,59,695	Brought forward ..	34,14,816	2,39,231	36,54,047
				VI.—REFUNDS OF REVENUE..	20,539	..	20,539
				Total ..	34,35,355	2,39,231	36,74,586
				Share of collection charges in the Civil Department.	6,25,043	25,405	6,50,448
				Total, Direct Charges	40,60,393	2,64,636	43,25,034
				Indirect charges debitable to Revenue Account as per No. 5 ..	2,36,489	767	2,37,256
				Total, Charges ..	42,96,887	2,65,403	45,62,290
				Balance Revenue Net ..	84,03,516	5,93,889	89,97,405
GRAND TOTAL ..	1,27,00,403	8,59,292	1,35,59,695	GRAND TOTAL ..	1,27,00,403	8,59,292	1,35,59,695

N.B.—Construction estimate of the Nira Canal closed on 31st March 1906—vide G. R. No. 1847, dated 2nd April 1900.

Completion Report approved in G. R. No. 2367, dated 3rd December 1907.

Construction estimate of the Shetphal Tank closed on 31st March 1906—vide G. R. No. 2434, dated 2nd October 1905.

Notes.—Loss of revenue due to concession granted for wheat cultivation during the Rabi season 1916-17—vide G. R. No. A.I.—12327, dated 18th December 1917,—Rs. 7,305.

NIRA LEFT BANK CANAL AND SHETPHAL TANK.

CANAL PROJECT.

No. 4.—Interest Account for, and to end of, 1926-27.

	Amount. Rs.		Amount. Rs.
Total interest charges to end of 1925-26	90,21,039	Net Revenue realized to end of 1925-26 as per No. 3	84,03,516
Interest charges for the year 1926-27	4,31,537	Net Revenue realized during 1926-27 as per No. 3	5,93,889
On Rs. 60,96,736 outlay to end of the year 1916-17 at the average rate 3·3252 per cent... 2,02,729		Total Net Revenue realized to end of the year as per No. 3	89,97,405
On subsequent outlay Rs. 40,56,836 at the flat rate 5·64 per cent. 2,28,808		Balance net interest charges ..	4,55,171
Total ..	94,52,576	Total ..	94,52,576

No. 5.—Account of Indirect Charges for, and to end of, 1926-27.

Particulars.	Previous.	1926-27.	Total.	Particulars.	Previous.	1926-27.	Total.
CAPITAL ACCOUNT.	Rs.	Rs.	Rs.	REVENUE ACCOUNT.	Rs.	Rs.	Rs.
1. Capitalized abatement of Land Revenue ..	1,87,189	..	1,87,189	1. Capitalized abatement of Land Revenue
2. Leave and Pension Allowances { 1,99,941 } ..	(a) 72,591	..	2,72,532	2. Leave and Pension Allowances ..	2,31,975	..	2,31,975
3. Audit and Accounts Establishment ..	5,716	5,517	11,233	3. Audit and Accounts Establishment ..	4,514	767	5,281
Total ..	4,65,437	5,517	4,70,954	Total ..	2,36,489	767	2,37,256

(a) Vide note (a) under 2, Capital Account.

NIRA LEFT BANK CANAL AND SHETPHAL TANK.

CANAL PROJECT.

No. 6.—Statement comparing Capital Cost to end of 1926-27 with sanctioned Estimates.

Particulars.	Charges against closed sanctions.			Current sanctions.			Total charges to date against old and current sanctions.
	Expenditure against construction estimate.	Expenditure against open capital sanctions.	Total.	Charges to date.	Amount of sanctioned estimate.	Unspent balance of estimate.	
1	2	3	4	5	6	7	8
DIRECT CHARGES.	Rs.	Rs.	Rs.	Rs.	Rs.	Rs.	Rs.
Works ..	47,68,387	1,64,743	49,33,130	32,78,045	28,16,279	—4,61,766	82,11,175
Establishment ..	11,46,855	63,406	12,10,261	8,75,879	6,26,238	—2,49,641	20,86,140
Tools and Plant ..	1,26,141	10,131	1,36,272	1,23,752	1,11,331	—12,421	2,60,024
Suspense Accounts	36,802	..	—36,802	36,802
Pensionary charges
Total ..	60,41,383	2,38,280	62,79,663	43,14,478	35,53,848	—7,60,630	1,05,94,141
Less—Receipts on Capital Account ..	8,382	16	8,398	8,398
Net Total ..	60,33,001	2,38,264	62,71,265	43,14,478	35,53,848	—7,60,630	1,05,85,743
INDIRECT CHARGES.							
Capitalized abatement of Land Revenue ..	1,83,159	4,030	1,87,189	1,87,189
Leave and Pension Allowances ..	1,77,833	8,878	1,86,711	85,821	87,673	1,852	2,72,532
Audit and Accounts..	..	366	366	10,867	28,163	17,296	11,233
Total ..	3,60,992	13,274	3,74,266	96,688	1,15,836	19,148	4,70,954
GRAND TOTAL ..	63,93,993	2,51,538	66,45,531	44,11,166	36,69,684	—7,41,482	1,10,56,697

Estimate for remodelling Nira Left Bank Canal included in the Nira Valley Development Project was sanctioned in the Secretary of State's Despatch No. 5-P.W., dated 6th November 1924, communicated by the Government of India in their No. 1-1/23, dated 1st December 1924—vide G. R. (P.W.) No. 1984, dated 14th May 1925

Rs.

36,69,684

The excess is due to proportionate expenditure of the old Bhatgar Dam and the New Lloyd Dam to end of 1925-26 distributed in the proportion 31 per cent. to the Nira Left Bank Canal and 69 per cent. to the Nira Right Bank Canal according to orders given in Government Memorandum No. 1984-I. W, dated 12th January 1926. The proportion of estimate has not yet been approved by Government.

NIRA RIGHT BANK CANAL.

CANAL PROJECT.

No. 2.—Detailed Account of Capital Expenditure for, and to end of, 1926-27.

Heads of Account.	Direct Charges.			Cost of construction as now estimated.	Expenditure against closed estimates.
	Previous.	1926-27.	Total.		
1	2	3	4	5	6
I.—WORKS.	Rs.	Rs.	Rs.	Rs.	Rs.
(1) HEAD WORKS.					
A. Preliminary Expenses ..	45,160	..	45,160	55,451	..
B. Land	7,75,284	428	7,75,712	15,52,351	..
C. Works	1,00,32,955	4,47,355	1,04,80,310	1,74,17,686	..
K. Buildings	2,44,201	..	2,44,201	3,75,407	..
M. Plantations	5,000	..
O. Miscellaneous	54,657	2,149	56,806	1,21,348	..
P. Maintenance	1,17,328	13,362	1,30,690	1,87,761	..
Total, Head Works ..	1,12,69,585	4,63,294	1,17,32,879	1,97,15,004	..
(2) MAIN CANALS AND BRANCHES.					
A. Preliminary Expenses ..	2,46,024	378	2,46,402	2,89,737	..
B. Land	2,87,915	14,348	3,02,263	3,38,902	..
C. Works	7,23,003	52,494	7,75,494
D. Regulators	4,59,182	31,432	4,90,614	5,58,350	..
F. River and hill torrent Works ..	29,04,702	89,122	29,93,824	36,93,354	..
G. Bridges	3,42,986	5,555	3,48,541	3,33,960	..
H. Escapes	53,064	9,520	62,584	64,446	..
K. Buildings	3,51,366	19,514	3,70,880	8,38,104	..
L. Earth-work	89,75,142	1,36,315	91,11,457	59,95,432	..
M. Plantations	79,884	1,424	81,308	1,05,000	..
O. Miscellaneous	67,838	4,252	72,090	53,338	..
P. Maintenance	1,43,992	12,060	1,56,052	2,13,000	..
Q. Loss on Stock	15,163	6,329	21,492
Total, Main Canals and Branches ..	1,46,50,258	3,82,743	1,50,33,001	1,64,83,623	..
(3) DISTRIBUTARIES.					
A. Preliminary Expenses ..	1,03,722	1,899	1,05,621	1,31,253	..
B. Land	87,641	42,341	1,29,982	3,63,270	..
C. Works	5,87,232	3,32,600	9,19,832	72,26,502	..
O. Miscellaneous	1,648	..	1,648
Total, Distributaries ..	7,80,243	3,76,840	11,57,083	77,21,025	..
(6) Special Tools and Plant ..	19,72,196	31,647	20,03,843	23,70,656	..
Proportionate expenditure to end of 1925-26 on the Old Bhatgar Dam and the New Lloyd Dam (a) ..	—25,32,160	—1,54,985	—26,87,145
Total, I.—Works ..	2,61,40,122	10,99,539	2,72,39,661	4,62,90,308	..
Carried over ..	2,61,40,122	10,99,539	2,72,39,661	4,62,90,308	..

(a) Distributed in the proportion 31 per cent. to the Nira Left Bank Canal and 69 per cent. to the Nira Right Bank Canal according to orders contained in Government memorandum No. 1984-I. W., dated 12th January 1926.

NIRA RIGHT BANK CANAL.

CANAL PROJECT.

No. 2.—Capital Account for, and to end of, 1926-27.

Heads of Account.	Direct Charges			Cost of construction as now estimated.	Expenditure against closed estimates.
	Previous.	1926-27.	Total.		
1	2	3	4	5	6
Brought forward ..	Rs. 2,61,40,122	Rs. 10,99,539	Rs. 2,72,39,661	Rs. 4,62,90,308	Rs. ..
II.—ESTABLISHMENT.					
I and 2. Direction and Accounts ..	61,53,814	4,27,841	65,81,655	94,70,312	..
Proportionate establishment on the expenditure as per note (a) under Works (a) ..	—5,18,507	—51,743	—5,70,250
Total, Establishment ..	56,35,307	3,76,098	60,11,405	94,70,312	..
III.—Tools and Plant ..	10,26,644	12,434	10,39,078	15,98,637	..
Proportionate Tools and Plant on the expenditure as per note (a) under Works (a) ..	—94,506	—1,536	—96,042
IV.—Suspense Accounts ..	58,964	..	58,964
Pensionary charges	52,654	52,654
Grand Total ..	3,27,66,531	15,39,189	3,43,05,720	5,73,59,257	..
V.—Less—Receipts on Capital Account.	91,851	26,706	1,18,557	8,39,050(B)	..
Net Outlay ..	3,26,74,680	15,12,483	3,41,87,163	5,65,20,20	..
Apportionment.					
Chargeable to 35, Construction of Protective Irrigation Works ..	1,92,67,468	..	1,92,67,468	5,65,20,207	..
Chargeable to 55, Construction of Irrigation Works ..	1,65,52,385	17,27,991	1,82,80,376		
Proportionate expenditure to end of 1925-26 on the Old Bhatgar Dam and the New Lloyd Dam ..	—31,45,173	—2,15,508	—33,60,681
Total ..	3,26,74,680	15,12,483	3,41,87,163	5,65,20,207	..

(a) Distributed in the proportion 31 per cent. to the Nira Left Bank Canal and 69 per cent. to the Nira Right Bank Canal according to orders contained in Government memorandum No: 1984-I. W., dated 12th January 1926.

(B) Receipts of Capital account and salvage value of tools and plant on completion of Right Bank Canal and Lloyd Dam ..	Rs. 7,14,050
Do. Vir Reservoir. ..	1,25,000
	8,39,050

NIRA RIGHT BANK CANAL.

CANAL PROJECT.

No. 3.—Revenue Account for, and to end of, 1926-27.

Receipts.	TOTAL.			Charges.	TOTAL.		
	Previous.	1926-27.	Total.		Previous.	1926-27.	Total.
	Rs.	Rs.	Rs.		Rs.	Rs.	Rs.
I.—DIRECT RECEIPTS.				I.—EXTENSIONS AND IMPROVEMENTS.			
1. Water-rates from irrigation ..	11,382	76,331	87,713	2. Main Canals and Branches ..	951	..	951
3. Sale of water	4	4	Total ..	951	..	951
9. Rents of buildings	1,779	1,779				
11. Miscellaneous receipts	1	1	II.—MAINTENANCE AND REPAIRS.			
12. Deduct—Refunds.	7	..	7	2. Main Canals and Branches ..	24,865	36,905	61,770
				3. Distributaries	3,580	3,580
				Total ..	24,865	40,485	65,350
Total ..	11,375	78,115	89,490	IV.—ESTABLISHMENT.			
				1 and 2. Direction and Accounts ..	21,699	40,365	61,464
II.—INDIRECT RECEIPTS.				3. Executive ..			
Irrigation share of Land Revenue collected in the Civil Department.	V.—TOOLS AND PLANT			
				..	122	401	523
				Pensionary charges.	...	5,651	5,651
				Less—Receipts on Revenue account.	...	6	6
				Total ..	47,037	86,896	1,33,933
				Share of collection charges in the Civil Department.	569	2,230	2,799
				Total, Direct Charges ..	47,606	89,126	1,36,732
				Indirect charges debitable to Revenue Account as per Account No. 5 ..	3,212	405	3,617
				Total, Charges ..	50,818	89,531	1,40,349
				Balance, Net Revenue ..	—39,443	—11,416	—50,859
GRAND TOTAL ..	11,375	* 78,115	89,490	GRAND TOTAL ..	11,375	78,115	89,490

NIRA RIGHT BANK CANAL.

CANAL PROJECT.

No. 4.—Interest Account for, and to end of, 1926-27.

	Amount. Rs.		Amount. Rs.
Total interest charges to end of 1925-26	96,43,036	Net Revenue realized to end of 1925-26 as per No. 3	—39,443
Interest charges for the year 1926-27	16,36,908	Net Revenue realized during 1926-27 as per No. 3	—11,416
On Rs. 1,07,39,412 outlay to end of the year 1916-17 at the average rate 3·3252 per cent... Rs. 3,57,107		Total Net Revenue realized to end of the year as per No. 3	—50,859
On subsequent outlay Rs. 2,26,91,509 at the flat rate 5·64 per cent. .. 12,79,801			
		Balance net interest charges ..	1,13,30,803
Total ..	1,12,79,944	Total ..	1,12,79,944

No. 5.—Account of Indirect Charges for, and to end of, 1926-27.

Particulars.	Previous.	1926-27.	Total.	Particulars.	Previous.	1926-27.	Total.
CAPITAL ACCOUNT.	Rs.	Rs.	Rs.	REVENUE ACCOUNT.	Rs.	Rs.	Rs.
1. Capitalized abatement of Land Revenue ..	1,02,279	6,547	1,08,826	1. Capitalized abatement of Land Revenue
2. Leave and Pension Allowances ..	8,61,533 (a) —72,591	..	7,88,942	2. Leave and Pension Allowances ..	2,954	..	2,954
3. Audit and Accounts Establishment ..	1,31,093	10,995	1,42,088	3. Audit and Accounts Establishment ..	258	405	663
Total ..	10,22,314	17,542	10,39,856	Total ..	3,212	405	3,617

(a) Vide note under No. 2, Capital Account.

NIRA RIGHT-BANK CANAL.

CANAL PROJECT.

No. 6.—Statement comparing Capital Cost to end of 1926-27 with sanctioned Estimates.

Particulars.	Charges against closed sanctions.			Current sanctions.			Total charges to date against old and current sanctions.
	Expenditure against construction estimate.	Expenditure against open capital sanctions.	Total.	Charges to date.	Amount of sanctioned estimate.	Unspent balance of estimate.	
	2	3	4	5	6	7	8
DIRECT CHARGES.	Rs.	Rs.	Rs.	Rs.	Rs.	Rs.	Rs.
Works	2,72,39,661	4,62,90,308	1,90,50,647	2,72,39,661
Establishment	60,11,405	94,70,312	34,58,907	60,11,405
Tools and Plant	9,43,036	15,98,637	6,55,601	9,43,036
Suspense Accounts	58,964	..	-58,964	58,964
Pensionary charges	52,654	..	-52,654	52,654
Total	3,43,05,720	5,73,59,257	2,30,53,537	3,43,05,720
Less—Receipts or Capital Account	1,18,557	8,39,050	7,20,493	1,18,557
Net Total	3,41,87,163	5,65,20,207	2,23,33,044	3,41,87,763
INDIRECT CHARGES.							
Capitalized abatement of Land Revenue	1,08,826	3,82,150	2,73,324	1,08,826
Leave and Pension Allowances	7,88,942	13,25,842	5,36,900	7,88,942
Audit and Accounts	1,42,088	79,060	-63,028	1,42,088
Total	10,39,856	17,87,052	7,47,196	10,39,856
GRAND TOTAL	3,52,27,019	5,83,07,259	2,50,80,240	3,52,27,019

(1) Estimate amounting to Rs. 6,85,97,828 (inclusive of indirect charges) for the complete Nira Valley Development Project including the Bhatgar Reservoir and the Nira Right and Left Bank Canals has been sanctioned by the Secretary of State in Despatch No. 3-P. W., dated 18th September 1924, communicated by Government of India in letter No. 1.—1/23, dated 1st December 1924, printed in G. R. (P. W. D.) No. 1984, dated 14th May 1925.

(2) The Estimate of Rs. 5,83,07,259 excludes items as under—which have been included in the Nira Left Bank Canal Project

Actual capital expenditure on the Left Bank Canal up to the end of 1922-23 ..	Rs. 65,20,885
Balance required to complete the remodelling of the Nira Left Bank Canal ..	36,69,684

1,02,90,569

KASURDI TANK.

TANK PROJECT.

No. 3.—Revenue Account for, and to end of, 1926-27.

Receipts.	TOTAL.			Charges.	TOTAL.		
	Previous.	1926-27.	Total.		Previous.	1926-27.	Total.
	Rs.	Rs.	Rs.		Rs.	Rs.	Rs.
I.—DIRECT RECEIPTS.				I.—EXTENSIONS AND IMPROVEMENTS.			
1. Water-rates from Irrigation ..	10,691	124	10,215	2. Main Canals and Branches ..	316	..	316
3. Sales of water ..	20	..	20	3. Distributaries ..	80	..	80
5. Plantations ..							
6. Other canal produce ..	3,056	20	3,076	Total ..	396	..	396
7. Miscellaneous receipts ..	11,483	370	11,853				
Total ..	24,650	514	25,164	II.—MAINTENANCE AND REPAIRS.			
				1. Head Works ..	20,023	101	20,124
				2. Main Canals and Branches ..	15	..	15
				3. Distributaries ..	5,795	389	6,184
				Total ..	25,833	490	26,323
II.—INDIRECT RECEIPTS.				III.—COMPENSATION
Irrigation share of Land Revenue collected in the Civil Department.	IV.—ESTABLISHMENT.			
				1 and 2. Direction and Accounts ..	18,263	467	18,730
				3. Executive ..			
Total	V.—TOOLS AND PLANT ..	1,940	5	1,945
Total, Receipts ..	24,650	514	25,164	Pensionary charges.	..	65	65
Carried over ..	24,650	514	25,164	Carried over ..	46,432	1,027	47,459

KASURDI TANK.

TANK PROJECT.

No. 3.—Revenue Account for, and to end of, 1926-27.

Receipts.	TOTAL.			Charges.	TOTAL.		
	Previous.	1926-27.	Total.		Previous.	1926-27.	Total.
	Rs.	Rs.	Rs.		Rs.	Rs.	Rs.
Brought forward ..	24,650	514	25,164	Brought forward ..	46,432	1,027	47,459
				VI.—REFUNDS OF REVENUE.
				Total ..	46,432	1,027	47,459
				Share of collection charges in the Civil Department.	502	4	506
				Total, Direct Charges	46,934	1,031	47,965
				Indirect charges debitable to Revenue Account as per Account No. 5 ..	2,709	5	2,714
				Total, Charges ..	49,643	1,036	50,679
				Balance Net Revenue ..	—24,993	—522	—25,515
GRAND TOTAL ..	24,650	514	25,164	GRAND TOTAL ..	24,650	514	25,164

N.B.—Last Capital Account detailed in the Administrative Accounts for 1877-78. Construction Estimate closed on 31st March 1878—vide Government Resolution No. 1411, dated 12th September 1893.

Completion Report approved in Government Resolution No. 999, dated 21st June 1894.

Note.—Loss of revenue due to concessions granted for wheat cultivation during the Rabi Season 1916-17—vide Government Resolution No. A.1.—12327, dated 18th December 1917, Rs. 100.

ADMINISTRATIVE ACCOUNTS FOR THE YEAR 1926-27.

327

KASURDI TANK.

TANK PROJECT.

No. 4.—Interest Account for, and to end of, 1926-27.

	Amount.		Amount.
	Rs.		Rs.
Total interest charges to end of 1925-26	91,730	Net Revenue realized to end of 1925-26 as per No. 3	—24,993
Interest charges for the year 1926-27	1,357	Net Revenue realized during 1926-27 as per No. 3	—522
On Rs. 40,812 outlay to end of the year 1916-17. at the average rate 3·3252 per cent. Rs. 1,357		Total Net Revenue realized to end of the year as per No. 3	—25,515
		Balance net interest charges ..	1,18,602
Total ..	93,087	Total ..	93,087

No. 5.—Account of Indirect Charges for, and to end of, year 1926-27.

Particulars.	Previous.	1926-27.	Total.	Particulars.	Previous.	1926-27.	Total.
	Rs.	Rs.	Rs.		Rs.	Rs.	Rs.
CAPITAL ACCOUNT.	REVENUE ACCOUNT.			
				1. Capitalized abatement of Land Revenue
				2. Leave and Pension Allowances..	2,684	..	2,684
				3. Audit and Accounts Establishment ..	25	5	30
	Total ..	2,709	5	2,714

SHIRSUPHAL TANK.

TANK PROJECT.

No. 3.—Revenue Account for, and to end of, 1926-27.

Receipts.	TOTAL.			Charges.	TOTAL.		
	Previous.	1926-27.	Total.		Previous.	1926-27.	Total.
	Rs.	Rs.	Rs.		Rs.	Rs.	Rs.
I.—DIRECT RECEIPTS.				I.—EXTENSIONS AND IMPROVEMENTS.			
1. Water - rates from Irrigation...	1,26,915	4,184	1,31,099	1. Head Works..	606	..	606
3. Sales of water ..	3	..	3	3. Distributaries ..	1,999	..	1,999
5. Plantations ..	14,401	279	14,679				
6. Other canal produce	Total ..	2,605	..	2,605
10. Fines ..	115	..	115				
11. Miscellaneous receipts ..	13,576	2,412	15,988	II.—MAINTENANCE AND REPAIRS.			
12. Deduct—Refunds	1. Head Works ..	14,878	192	15,070
				2. Main Canals and Branches ..	31,494	..	31,494
				3. Distributaries ..	10,107	1,207	11,314
Total ..	1,55,010	6,874	1,61,884	Total ..	56,479	1,399	57,878
II.—INDIRECT RECEIPTS.				IV.—ESTABLISHMENT.			
Irrigation share of Land Revenue collected in the Civil Department.	1 & 2. Direction and Accounts ..	52,313	1,331	53,644
				3. Executive
				V.—TOOLS AND PLANT			
				V. TOOLS AND PLANT ..	2,594	14	2,608
Total, Receipts ..	1,55,010	6,874	1,61,884	Pensionary charges.	..	186	186
Carried over ..	1,55,010	6,874	1,61,884	Carried over ..	1,13,991	2,930	1,16,921

ADMINISTRATIVE ACCOUNTS FOR THE YEAR 1926-27.

329

SHIRSUPHAL TANK.

TANK PROJECT.

No. 3.—Revenue Account for, and to end of, 1926-27.

Receipts.	TOTAL.			Charges.	TOTAL.		
	Previous.	1926-27.	Total.		Previous.	1926-27.	Total.
	Rs.	Rs.	Rs.		Rs.	Rs.	Rs.
brought forward ..	1,55,010	6,874	1,61,884	Brought forward ..	1,13,991	2,936	1,16,921
				VI.—REFUNDS OF REVENUE ..	16	..	16
				Total ..	1,14,007	2,930	1,16,937
				Share of collection charges in the Civil Department.	6,346	126	6,472
				Total, Direct Charges	1,20,353	3,056	1,23,409
				Indirect Charges debitable to Revenue Account as per Account No. 5 ..	7,452	14	7,466
				Total Charges ..	1,27,805	3,070	1,30,875
				Balance Net Re- venue ..	27,205	3,804	31,009
GRAND TOTAL ..	1,55,010	6,874	1,61,884	GRAND TOTAL..	1,55,010	6,874	1,61,884

N.B.—Last Capital Account detailed in the Administrative Accounts for 1895-96.
Construction Estimate closed on 31st March 1893—vide G. R. No. 328, dated 23rd February 1894.
Completion Report approved in G. R. No. 328, dated 23rd February 1894.

Note.—Loss of Revenue due to concessions granted for wheat cultivation during the Rabi season 1916-17—
vide G. R. No. A.1.—12327, dated 18th December 1917—Rs. 334.

SHIRSUPHAL TANK.

TANK PROJECT.

No. 4.—Interest Account for, and to end of, 1926-27.

	Amount. Rs.		Amount. Rs.
Total interest charges to end of 1925-26	3,67,732	Net Revenue realized to end of 1925-26 as per No. 3	27,205
Interest charges for the year 1926-27	7,056	Net Revenue realized during 1926-27 as per No. 3	3,804
On Rs. 2,12,199 outlay to end of the year 1916-17 at the average rate 3.3252 per cent. ..	Rs. 7,056	Total Net Revenue realized to end of the year as per No. 3	31,009
		Balance net interest charges ..	3,43,839
Total ..	3,74,848	Total ..	3,74,848

No. 5.—Account of Indirect Charges for, and to end of, 1926-27.

Particulars.	Previous.	1926-27.	Total.	Particulars.	Previous.	1926-27.	Total.
	Rs.	Rs.	Rs.		Rs.	Rs.	Rs.
CAPITAL ACCOUNT.	REVENUE ACCOUNT.			
				1. Capitalized abatement of Land Revenue
				2. Leave and Pension Allowances..	7,366	..	7,366
				3. Audit and Accounts Establishment ..	86	14	100
Total	Total ..	7,452	14	7,466

BHADALWADI TANK.

TANK PROJECT.

No. 3.—Revenue Account for, and to end of, 1926-27.

Receipts.	TOTAL.			Charges.	TOTAL.		
	Previous.	1926-27.	Total.		Previous.	1926-27.	Total.
I.—DIRECT RECEIPTS.	Rs.	Rs.	Rs.	I.—EXTENSIONS AND IMPROVEMENTS.	Rs.	Rs.	Rs.
1. Water rates from Irrigation ..	1,45,393	2,476	1,47,869	1. Head Works ..	1,092	..	1,092
3. Sales of water ..	18	..	18	2. Main Canals and Branches ..	1,997	..	1,997
5. Plantations ..	55	..	55	3. Distributaries..	158	..	158
6. Other canal produce ..	17,832	275	18,107	Total ..	3,247	..	3,247
10. Fines ..	91	..	91	II.—MAINTENANCE AND REPAIRS.			
11. Miscellaneous receipts ..	3,414	10.	3,517	1. Head Works ..	10,392	138	10,530
12. Deduct—Refunds ..	24	..	24	2. Main Canals and Branches ..	764	..	764
				3. Distributaries..	41,208	1,452	42,660
Total ..	1,66,779	2,854	1,69,633	Total ..	52,364	1,590	53,954
II.—INDIRECT RECEIPTS.				IV.—ESTABLISHMENT.			
Irrigation share of Land Revenue collected in the Civil Department.	1 & 2. Direction and Accounts ..	49,714	1,513	51,227
				3. Executive ..			
				V.—TOOLS AND PLANT	2,485	16	2,501
Total, Receipts ..	1,66,779	2,854	1,69,633	Pensionary charges.	...	212	212
Carried over ..	1,66,779	2,854	1,69,633	Carried over ..	1,07,810	3,331	1,11,141

BHADALWADI TANK.

TANK PROJECT.

No. 3.—Revenue Account for, and to end of, 1926-27.

Receipts.	TOTAL.			Charges.	TOTAL.		
	Previous.	1926-27.	Total.		Previous.	1926-27.	Total.
	Rs.	Rs.	Rs.		Rs.	Rs.	Rs.
Brought forward ..	1,66,779	2,854	1,69,633	Brought forward ..	1,07,816	3,331	1,11,141
				VI.—REFUND S OF REVENUE..	46	..	46
				Total ..	1,07,856	3,331	1,11,187
				Share of collection charges in the Civil Department.	7,272	74	7,346
				Total Direct Charges ..	1,15,128	3,405	1,18,533
				Indirect Charges debitable to Revenue Account as per Account No. 5 ..	7,060	16	7,076
				Total Charges ..	1,22,188	3,421	1,25,609
				Balance Net Revenue ..	44,591	—567	44,024
GRAND TOTAL ..	1,66,779	2,854	1,69,633	GRAND TOTAL ..	1,66,779	2,854	1,69,633

N.B.—Last Capital Account detailed in the Administrative Accounts for 1895-96.

Construction estimate closed on 31st March 1891—vide G. R. No. 1411, dated 12th September 1893.
Completion Report approved in G. R. No. 827, dated 17th May 1894.Note.—Loss of Revenue due to concession granted for wheat cultivation during the Rabi Season, 1916-17,
vide G. R. No. A.I.—12327, dated 18th December 1917—Rs. 224.

BHADALWADI TANK.

TANK PROJECT.

No. 4.—Interest Account for, and to end of, 1926-27.

	Amount.		Amount.
	Rs.		Rs.
Total interest charges to end of 1925-26	3,65,197	Net Revenue realized to end of 1925-26 as per No. 3 ..	44,591
Interest charges for the year 1926-27	7,087	Net Revenue realized during 1926-27 as per No. 3 ..	—567
On Rs. 2,13,115 outlay to end of the year 1916-17 at the average rate 3·3252 per cent. ..	Rs. 7,087	Total Net Revenue realized to end of the year as per No. 3	44,024
		Balance net interest charges ..	3,28,260
Total ..	3,72,284	Total ..	3,72,284

No. 5.—Account of Indirect Charges for, and to end of, 1926-27.

Particulars.	Previous.	1926-27.	Total.	Particulars.	Previous.	1926-27.	Total.
	Rs.	Rs.	Rs.		Rs.	Rs.	Rs.
CAPITAL ACCOUNT.		Nil.		REVENUE ACCOUNT.			
..				1. Capitalized abatement of Land Revenue
..				2. Leave and Pension Allowances ..	6,965	..	6,965
..				3. Audit and Accounts Establishment ..	95	16	111
Total	Total ..	7,060	16	7,076

BUDHIHAL TANK.

TANK PROJECT.

No. 2.—Capital Account for, and to end of, 1926-27.

Heads of Account.	Direct Charges.			Cost of construction as now estimated.	Expenditure against closed estimates.
	Previous.	1926-27.	Total.		
1	2	3	4	5	6
I.—WORKS.	Rs.	Rs.	Rs.	Rs.	Rs.
(1) HEAD WORKS.					
A. Preliminary Expenses ..	836	..	836	1,600	..
B. Land ..	8,174	..	8,174	30,204	..
C. Masonry Works ..	45,988	..	45,988	1,50,393	..
K. Buildings ..	5,696	..	5,696	5,696	..
L. Earth-work ..	3,28,697	..	3,28,697	7,62,720	..
O. Miscellaneous ..	5,043	..	5,043	7,707	..
P. Maintenance ..	7,324	497	7,821	4,651	..
Total, Head Works ..	4,01,758	497	4,02,255	9,62,971	..
(2) MAIN CANALS AND BRANCHES	1,66,500*	..
Total, I.—Works ..	4,01,758	497	4,02,255	11,29,471	..
II.—ESTABLISHMENT.					
1 and 2. Direction and Accounts ..	90,337	167	90,564	54,973	..
3. Executive ..				1,97,617	..
Total, II.—Establishment ..	90,337	167	90,564	2,52,590	..
III.—TOOLS AND PLANT ..	5,107	5	5,112	16,468	..
IV.—SUSPENSE ACCOUNTS
PENSIONARY CHARGES	23	23
Grand Total ..	4,97,262	692	4,97,954	13,98,529	..
V.—Less—Receipts on Capital Account ..	4,925	212	5,137
Net outlay ..	4,92,337	480	4,92,817	13,98,529	..

* Lump sum provision in the estimate.

ADMINISTRATIVE ACCOUNTS FOR THE YEAR 1926-27. 335

BUDHIHAL TANK.

TANK PROJECT.

No. 2.—Capital Account for, and to end of, 1926-27.

Heads of Account.	Direct Charges.			Cost of construction as now estimated.	Expenditure against closed estimates.
	Previous.	1926-27.	Total.		
1	2	3	4	5	6
<i>Apportionment.</i>	Rs.	Rs.	Rs.	Rs.	Rs.
Chargeable to 35—Construction of Protective Irrigation Works.	36,795	..	36,795	13,98,529	..
Chargeable to 43—Minor Works and Navigation.	29,588	..	29,588		
Chargeable to 43—Famine Relief ..	4,25,283	..	4,25,283		
Chargeable to 55—Construction of Irrigation Works.	67	480	1,151		
Total ..	4,92,337	480	4,92,817	13,98,529	..

BUDHIHAL TANK.

TANK PROJECT.

No. 4.—Interest Account for, and to end of, 1926-27.

	Amount.		Amount.
	Rs.		Rs.
Total interest charges to end of 1925-26	3,49,728	Net Revenue realized to end of 1925-26 as per No. 3
Interest charges for the year 1926-27	16,415	Net Revenue realized during 1926-27 as per No. 3
Cn Rs. 4,91,036 outlay to end of the year 1916-17 at the average rate 3.3252 per cent. ..	16,328	Total, Net Revenue realized to end of the year as per No. 3
Cn subsequent outlay Rs. 1,541 at the flat rate at 5.64 per cent. ..	87	Balance net interest charges ..	3,66,143
Total ..	3,66,143	Total ..	3,66,143

No. 5.—Account of Indirect Charges for, and to end of, 1926-27.

Particulars.	Previous.	1926-27.	Total.	Particulars.	Previous.	1926-27.	Total.
	Rs.	Rs.	Rs.		Rs.	Rs.	Rs.
CAPITAL ACCOUNT.				REVENUE ACCOUNT.		Nil.	
1. Capitalized abatement of Land Revenue ..	5,741	..	5,741				
2. Leave and Pension Allowances ..	12,656	..	12,656				
3. Audit and Accounts Establishment ..	23	5	28				
Total ..	18,420	5	18,425	Total

BUDHIHAL TANK

TANK PROJECT.

No. 6.—Statement comparing Capital Cost to end of 1926-27 with sanctioned estimates.

Particulars.	Charges against closed sanctions.			Current sanctions.			Total charges to date against old and current sanctions.
	Expenditure against construction estimate.	Expenditure against open capital sanctions.	Total.	Charges to date.	Amount of sanctioned estimate.	Unspent balance of estimate.	
1	2	3	4	5	6	7	8
	Rs.	Rs.	Rs.	Rs.	Rs.	Rs.	Rs.
DIRECT CHARGES.							
Works	4,02,255	11,29,471	7,27,216	4,02,255
Establishment	90,564	2,52,590	1,62,026	90,564
Tools and Plant	5,112	16,468	11,356	5,112
Pensionary charges	23	..	—23	23
Total	4,97,954	13,98,529	9,00,575	4,97,954
Less—Receipts on Capital Account	5,137	..	—5,137	5,137
Net Total	4,92,817	13,98,529	9,05,712	4,92,817
INDIRECT CHARGES.							
Capitalized abatement of Land Revenue	5,741	20,729	14,988	5,741
Leave and Pension Allowances	12,656	35,362	22,706	12,656
Audit and Accounts	28	..	—28	28
Total	18,425	56,091	37,666	18,425
GRAND TOTAL	5,11,242	14,54,620	9,43,378	5,11,242

Estimate sanctioned in the Secretary of State's Despatch No. 21 of 14th April 1905, as per Government of India's No. 793-1, of 17th June 1905, communicated in Government Resolution No. 2002 of 1st August 1905.

REVISION OF THE GOKAK CANAL EXTENSION PROJECT.

CANAL PROJECT

No. 2.—Capital Account for, and to end of 1926-27.

Heads of Account. 1	Direct Charges.			Cost of Construc- tion as now estimated. 5	Expendi- ture against closed estimates. 6
	Previous. 2	1926-27. 3	Total. 4		
(2) MAIN CANALS AND BRANCHES.	Rs.	Rs.	Rs.	Rs.	Rs.
A. Preliminary Expenses ..	67,629	..	67,629		
Total, Main Canals and Branches ..	67,629	..	67,629		
Total, I.—Works ..	67,629	..	67,629		
II.—ESTABLISHMENT.					
1 and 2. Direction and Accounts ..	28,386	..	28,386		
3. Executive ..					
Total, Establishment ..	28,386	..	28,386		
III.—TOOLS AND PLANT ..	2,844	..	2,844		
GRAND TOTAL ..	98,859	..	98,859		
V.—Less—Receipts on Capital Account Net Outlay ..	98,859	..	98,859	67,865	
Apportionment.					
Chargeable to 55—Construction of Irrigation Works ..	98,859	..	98,859	67,865	
Total ..	98,859	..	98,859	67,865	

REVISION OF THE GOKAK CANAL EXTENSION PROJECT.

CANAL PROJECT.

No. 4.—Interest Account for, and to end of, 1926-27.

	Amount. Rs.		Amount. Rs.
Total interest charges to end of 1925-26	17,658	Net Revenue realized to end of 1925-26 as per No. 3
Interest charges for the year 1926-27	5,576	Net Revenue realized during 1926-27 as per No. 3
On Rs. 98,859 outlay from the year 1921-22 to 1924-25 at the flat rate 5·64 per cent.	5,576	Total Net Revenue realized to end of the year as per No. 3
Total	23,234	Balance net interest charges	23,234
		Total	23,234

No. 5.—Account of Indirect Charges for, and to end of, year 1926-27.

Particulars.	Previous.	1926-27.	Total.	Particulars.	Previous.	1926-27.	Total.
	Rs.	Rs.	Rs.		Rs.	Rs.	Rs.
CAPITAL ACCOUNT.				REVENUE ACCOUNT.
1. Capitalized abatement of Land Revenue				
2. Leave and Pension Allowances	3,973	..	3,973				
3. Audit and Accounts Establishment	677	..	677				
Total	4,650	..	4,650	

REVISION OF THE COKAK CANAL EXTENSION PROJECT.

CANAL PROJECT.

No. 6.—Statement comparing Capital Cost to end of, 1926-27 with sanctioned estimates.

Particulars.	Charges against closed sanctions.			Current sanctions.			Total charges to date against old and current sanctions.
	Expenditure against construction estimate.	Expenditure against open Capital sanctions.	Total.	Charges to date.	Amount of sanctioned estimate.	Unspent balance of estimate.	
1	2	3	4	5	6	7	8
	Rs.	Rs.	Rs.	Rs.	Rs.	Rs.	Rs.
DIRECT CHARGES.							
Works	67,629	67,629
Establishment	28,386	28,386
Tools and Plant	2,844	2,844
Total	98,859	67,865	—30,994	98,859
Less—Receipts on Capital Account
Net Total	98,859	67,865	—30,994	98,859
INDIRECT CHARGES.							
Capitalized abatement of Land Revenue
Leave and Pension Allowances	3,973	..	—3,973	3,973
Audit and Accounts	677	..	—677	677
Total	4,650	..	—4,650	4,650
GRAND TOTAL	1,03,509	67,865	—35,644	1,03,509

Note.—Estimate sanctioned in G. R. (P. W. D.), No. 654, dated 6th December 1923.

VICTORIA TANK.

TANK PROJECT.

No. 2.—Capital Account for, and to end of, 1926-27.

Heads of Account.	Direct Charges.			Cost of Construction as now estimated.	Expenditure against closed estimates.
	Previous.	1926-27.	Total.		
1	2	3	4	5	6
I.—WORKS.	Rs.	Rs.	Rs.	Rs.	Rs.
(1) HEAD WORKS.					
A. Preliminary Expenses	600	..
B. Land	4,052	..	4,052	13,200	..
C. Masonry Works	2,352	..	2,352	60,033	..
K. Buildings	1,000	..
L. Earth-work	45,742	..	45,742	2,72,099	..
P. Maintenance	827	20	847	712	..
Total, Head Works	52,973	20	52,993	3,47,644	..
(2) MAIN CANALS AND BRANCHES.					
A. Preliminary Expenses	200	..
B. Land	80	..
C. Masonry Works	4,500	..
K. Buildings	200	..
L. Earth-work	1,420	..
Total, Main Canals and Branches	6,400	..
Total I.—Works	52,973	20	52,993	3,54,044	..
II.—ESTABLISHMENT.					
1 & 2. Direction and Accounts	11,193	8	11,201	17,038	..
3. Executive				61,337	..
Total II.—Establishment	11,193	8	11,201	78,375	..
Carried over	64,166	28	64,194	4,32,419	..

342 . PUBLIC WORKS DEPARTMENT, IRRIGATION BRANCH.

VICTORIA TANK.

TANK PROJECT.

No. 2.—Capital Account for, and to end of, 1926-27.

Heads of Account.	Direct Charges.			Cost of Construction as now estimated.	Expenditure against closed estimates.
	Previous.	1926-27.	Total.		
1	2	3	4	5	6
Brought forward ..	Rs. 64,166	Rs. 28	Rs. 64,194	Rs. 4,32,419	Rs. ..
III.—TOOLS AND PLANT ..	729	..	729	5,111	..
Pensionary charges	1	1
GRAND TOTAL ..	64,895	29	64,924	4,37,530	..
V.—Less—Receipts on Capital Account	2,392	..	2,392
Net Outlay ..	62,503	29	62,532	4,37,530	..
<i>Apportionment.</i>					
Chargeable to 43—Minor Works and Navigation	18,251	..	18,251	4,37,530	..
Chargeable to 55—Construction of Irrigation Works ..	—452	29	—423		
Chargeable to 33—Famine Relief ..	44,704	..	44,704		
Total ..	62,503	29	62,532	4,37,530	..

VICTORIA TANK.

TANK PROJECT.

No. 4.—Interest Account for, and to end of, 1926-27.

	Amount. Rs.		Amount. Rs.
Total interest charges to end of 1925-26	42,192	Net Revenue realized to end of 1925-26 as per No. 3
Interest charges for the year 1926-27	2,263	Net Revenue realized during 1926-27 as per No. 3
On Rs. 54,565 outlay to end of the year 1916-17 at the average rate 3·3252 per cent. ..	1,814	Total Net Revenue realized to end of the year as per No. 3
On subsequent outlay Rs. 7,953 at the flat rate 5·64 per cent. ..	449	Balance net interest charges ..	44,455
Total ..	44,455	Total ..	44,455

No. 5.—Account of Indirect Charges for, and to end of, 1926-27.

Particulars.	Previous.	1926-27.	Total.	Particulars.	Previous.	1926-27.	Total.
	Rs.	Rs.	Rs.		Rs.	Rs.	Rs.
CAPITAL ACCOUNT.				REVENUE ACCOUNT.		Nil.	
1. Capitalized abatement of Land Revenue ..	2,463	..	2,463				
2. Leave and Pension Allowances ..	1,569	..	1,569				
3. Audit and Accounts Establishment				
Total ..	4,032	..	4,032	Total

VICTORIA TANK.

TANK PROJECT.

No. 6.—Statement comparing Capital Cost to end of 1926-27 with sanctioned Estimates.

Particulars.	Charges against closed sanctions.			Current sanctions.			Total charges to date against old and current sanctions.
	Expenditure against construction estimate.	Expenditure against open capital sanctions.	Total.	Charges to date.	Amount of sanctioned estimate.	Unspent balance of estimate.	
1	2	3	4	5	6	7	8
DIRECT CHARGES.	Rs.	Rs.	Rs.	Rs.	Rs.	Rs.	Rs.
Works	52,993	3,54,044	3,01,051	52,993
Establishment	11,201	78,375	67,174	11,201
Tools and Plant	729	5,111	4,382	729
Pensionary charges	1	..	—1	1
Total	64,924	4,37,530	3,72,606	64,924
Less—Receipts on Capital Account	2,392	..	—2,392	2,392
Net Total	62,532	4,37,530	3,74,998	62,532
INDIRECT CHARGES.							
Capitalized abatement of Land Revenue	2,463	12,500	10,037	2,463
Leave and Pension Allowances	1,569	10,973	9,404	1,569
Total	4,032	23,473	19,441	4,032
GRAND TOTAL	66,564	4,61,003	3,94,439	66,564

Government of India's No. 449-I, of 22nd March 1905—vide G. R. No. 1218, dated 6th May 1905.

SUKI RIVER.

TANK PROJECT.

No. 4.—Interest Account for, and to end of, 1926-27.

	Amount. Rs.		Amount. Rs.
Total interest charges to end of 1925-26	7,442	Net Revenue realized to end of 1925-26 as per No. 3	
Interest charges for the year 1926-27	503	Net Revenue realized during 1926-27 as per No. 3
On Rs. 15,139 outlay to end of the year 1916-17 at the average rate 3.3252 per cent. ..		Total Net Revenue realized to end of the year as per No. 3
		Balance net interest charges ..	7,945
Total ..	7,945	Total ...	7,945

No. 5.—Account of Indirect Charges for, and to end of, 1926-27.

Particulars.	Previous.	1926-27.	Total.	Particulars.	Previous.	1926-27.	Total.
	Rs.	Rs.	Rs.		Rs.	Rs.	Rs.
CAPITAL ACCOUNT.				REVENUE ACCOUNT.		<i>Nil.</i>	
1. Capitalized abatement of Land Revenue				
2. Leave and Pension Allowances ..	385	..	385				
3. Audit and Accounts Establishment				
Total ..	385	..	385	Total

SUKI RIVER.

TANK PROJECT.

No. 6.—Statement comparing Capital Cost to end of 1926-27 with sanctioned Estimates.

Particulars.	Charges against closed sanctions.			Current sanctions.			Total charges to date against old and current sanctions.
	Expenditure against construction estimate.	Expenditure against open capital sanctions.	Total.	Charges to date.	Amount of sanctioned estimate.	Unspent balance of estimate.	
1	2	3	4	5	6	7	8
	Rs.	Rs.	Rs.	Rs.	Rs.	Rs.	Rs.
DIRECT CHARGES.							
Works	12,212	..	—12,212	12,212
Establishment	2,749	..	—2,749	2,749
Tools and Plant	178	..	—178	178
Total	15,139	..	—15,139	15,139
Less—Receipts on Capital Account
Net Total	15,139	..	—15,139	15,139
INDIRECT CHARGES.							
Leave and Pension Allowances	385	..	—385	385
Total	385	..	—385	385
GRAND TOTAL	15,524	..	—15,524	15,524

Undertaken as a Famine Relief Work and the famine outlay at normal rates has been adjusted during the year 1911-12. Outlay without estimate approved in Government Resolution No. A. I.—6022, dated 7th June 1913.

WORKS FOR WHICH ONLY REVENUE ACCOUNTS ARE KEPT.

SIND.

No. 3.—Revenue Account for, and to end of, 1926-27.

Receipts.	TOTAL.			Charges.	TOTAL.		
	Previous.	1926-27.	Total.		Previous.	1926-27.	Total.
I.—DIRECT RECEIPTS.	Rs.	Rs.	Rs.	I.—EXTENSIONS AND IMPROVEMENTS	Rs.	Rs.	Rs.
1. Water-rates from Irrigation ..	5,67,243	..	5,67,243	..	26,97,622	..	26,97,622
3. Sales of water ..	2,745	..	2,745				
4. Water-supply of towns ..	1	..	1				
5. Plantations ..	3,33,528	..	3,33,528				
6. Other canal produce ..							
8. Navigation ..	666	..	666				
9. Rents of buildings ..	35,081	..	35,081	II.—MAINTENANCE AND REPAIRS	1,34,12,936	..	1,34,12,936
10. Fines ..	42,806	..	42,806	..			
11. Miscellaneous receipts ..	4,78,294	..	4,78,294				
12. Recoveries of Expenditure ..	4,366	..	4,366				
13. Deduct-Refunds.	98	..	98				
Receipts from 1874-75 to 1899-1900 ..	12,02,054	..	12,02,054				
Total ..	26,66,686	..	26,66,686				
II.—INDIRECT RECEIPTS.				IV.—ESTABLISHMENT,			
Irrigation share of Land Revenue collected in the Civil Department.	5,24,61,850	..	5,24,61,850	I & 2, Direction and Accounts ..	32,02,309	..	32,02,309
4per cent. on 9/10ths of the proceeds from sales of occupancy rights per Govt. of India Nos. 53 & 58-A.L., dated respectively 20th June and 1st August 1889, communicated in Government Resolution No. 1209, dated 10th July, and No. 1913, dated 7th November 1889.	10,10,138	..	10,10,138	3, Executive ..			
Receipts from 1874-75 to 1899-1900 ..	4,71,38,677	..	4,71,38,677				
Total ..	10,06,10,665	..	10,06,10,665	V.—TOOLS AND PLANT	54,483	..	54,483
Total, Receipts ..	10,32,77,351	..	10,32,77,351	Carried over ..	1,93,67,350	..	1,93,67,350
Carried over ..	10,32,77,351	..	10,32,77,351				

ADMINISTRATIVE ACCOUNTS FOR THE YEAR 1926-27.

WORKS FOR WHICH ONLY REVENUE ACCOUNTS ARE KEPT.

SIND.

No. 3.—Revenue Account for, and to end of, 1926-27.

Receipts.	TOTAL.			Charges.	TOTAL.		
	Previous.	1926-27.	Total.		Previous.	1926-27.	Total.
	Rs.	Rs.	Rs.		Rs.	Rs.	Rs.
Brought forward ..	10,32,77,351	..	10,32,77,351	Brought forward ..	1,93,67,350	..	1,93,67,350
<i>Note.</i> —Loss to the canal on account of difference between assessment of water-rates on jaghir lands and also on lands in Khilat Territory and assessment at the ordinary rates in force for Government lands noted here per Government of India letter No. 233-I., dated 14th June 1883, communicated under Government Resolution No. 400, dated 11th August 1883.				VI.—REFUND OF REVENUE.	443	..	443
				Suspense Account ..	1,29,373	..	1,29,373
				Total ..	1,94,97,166	..	1,94,97,166
				Share of collection charges in the Civil Department.	32,05,116	..	32,05,116
				Total, Direct Charges ..	2,27,02,282	..	2,27,02,282
				Indirect Charges debitable to Revenue Account as per Account No. 5.	65,173	..	65,173
				Expenditure from 1874-75 to 1899-1900 ..	2,22,85,677	..	2,22,85,677
				Total, Charges ..	4,50,53,132	..	4,50,53,132
				Balance Net Revenue ..	5,82,24,219	..	5,82,24,219
				GRAND TOTAL ..	10,32,77,351	..	10,32,77,351
Rs. To end of 1922-23. 42,61,803							
GRAND TOTAL ..	10,32,77,351	..	10,32,77,351	GRAND TOTAL ..	10,32,77,351	..	10,32,77,351

Statistical Statements
for
Irrigation Works, Deccan and Gujarat
For the year 1926-27

STATEMENT

Statement of Canals in the Bombay Presidency,

Source of Supply of Water.	(3)	(4)		(13)	(19)	(21)	(24)
	Shahada Channel.	Hathmati and Khari Cut Canals.		Jamda Canals.	Krishna Canal.	Revari Canal.	Chikhli Canal.
		Hathmati Canal.	Khari Cut Canal.				
	Gomai River.	Hathmati River.	Khari River.	Girna River.	Krishna River.	River Warna.	River Nandni.
Minimum discharge per second. } C. ft. per second.	K. 5.45 R. 10.85 H.W. 8.00	39 44 ..	15	13 18 4	26.27 38.73 0.00	1.20 2.22 1.20	1.20 0.00 0.00
				Left Bank.	Right Bank.		
Maximum discharge of canal. } C. ft. per second.	K. 7.57 R. 23.82 H.W. 12.10	412 127 ..	299	61 58 46	18 13 16	96.35 4.10	12.00
Average annual rainfall .. Inches.	No rain gauge station maintained at present.	K. 22.24 R. 0.35 H.W. 0.24	28.22 0.15 0.05	24.83	25.12	26.82	21.48
				Left Bank.	Right Bank.		
Gross area commanded .. Acres.	3,000	44,744	32,000	37,122	9,166	28,327	3,813
Culturable area commanded .. "	3,000	28,840	20,000	33,124	7,061	26,453	3,624
Area irrigable by complete project .. "	3,000	11,336	16,000	3,500	1,500	12,320	1,920
Area irrigable at present .. "	2,400	8,000	16,000	3,500	1,500	12,320	1,920
Sanctioned Estimate—							
Direct charges .. Rs.	1,00,739	4,96,805	5,79,678	10,01,146	9,00,299	56,324	53,803
Indirect charges .. "	6,808	30,086	30,651	50,214	51,751	3,124	3,612
Interest during construction .. "	...	2,37,687	7,83,613
Total, Estimate .. "	1,07,547	7,64,578	6,10,329	10,51,360	17,35,663	59,448	57,415

I-A.

excluding Sind, for the year 1926-27.

(27) Gokak Canal, 1st Section and Storage Works.	(32) Dharma Canal.	(33) Kadwa River Works.			(34) Girna Left Bank.	(35) Pravara River Works	
		Palkhed Canal.	Ojhar Tambat Canal.	Wadali Canal.	Chankapur Tank.	Pravara Right Bank Canal.	Pravara Left Bank Canal.
River Chatpra- bha and Storage Works.	Dharma River.	Kadwa River.	Ban- ganga River.	Kadwa River.	Girna River.	Pravara River.	Pravara River.
...	...	19	2	1	2	72	212
...	...	24	2	5	10	38	152
...	...	11	3	2	10	57	100
Canal Mills.							
66 68	340 39	63	12	16	88	151	425
66 68	203 30	55	14	13	95	156	442
.. 68	...	43	14	7	94	119	350
18 79	75 77	25 23	19 62	19 79	16 94	13 69	14 19
18,668	13,562	28,832	8,055	3,486	29,182	(g) 73,763	(g) 1,54,957
17,627	12,870	26,280	7,421	2,729	25,200	(g) 58,415	(g) 1,24,561
17,627	12,870	23,466	6,824	2,433	8,500	(g) 16,960	(g) 40,040
17,627	12,870	(b) 11,853	(b) 3,384	(b) 2,785	8,500	(g) 16,960	(g) 40,040
13,86,490	95,582	2,38,087	14,541	29,771	19,69,449	1,43,83,925	
81,599	2,752	15,761	833	1,540	67,634	6,99,556	
1,44,865	...	2,12,554	2,411	32,150	
16,12,954	98,334	4,66,402	17,785	63,461	(d) 20,37,083	(d) 1,50,83,481	

I-A—contd.

(27) Gokak Canal, 1st Section and Storage Works.	(32) Dharma Canal.	(33) Kadva River Works.			(34) Girna Left Bank.	(35) Pravara River Works	
		Palkhed Canal.	Ojhar Tambat Canal.	Wadali Canal.	Chankapur Tank.	Pravara Right Bank Canal.	Pravara Left Bank Canal.
River Ghatpra- bha and Storage Works.	Dharma River.	Kadva River.	Ban- ganga River.	Kadva River.	Girna River.	Pravara River.	Pravara River.
13,85,184	95,510	9,73,359			19,87,839	1,45,23,536.	
83,555	2,323	62,517			68,592	5,12,872	
18,29,271	...	5,84,873			11,88,747	71,05,691	
32,98,010	97,833	16,20,749			32,45,178	2,21,42,099	
4° 10'	19° 00'	11° 00'	8° 00'	8° 62'	(e) 18° 61'	33° 00'	(d) 47° 12'
12° 03'	8° 15'	35° 00'
35° 43'	3° 71'	21° 50'	(e) 20° 67'	13° 00'	(d) 90° 62'
...
4° 10'	19° 00'	11° 00'	4° 50'	8° 62'	(f) 18° 61'	(f) 33° 00'	(d) 47° 12'
12° 03'	8° 15'	(d) 35° 00'
35° 43'	3° 71'	(a) 13° 92'	(f) 20° 80'	(f) 13° 00'	(d) 90° 62'
...

STATEMENT I-A—*contd.*

Source of Supply of Water.	(36) Godavari Canals.		(39)	(40)
	Right Bank Canal.	Left Bank Canal.	Nira Left Bank Canal.	Nira Right Bank Canal.
	Godavari River.		River Nira and Reservoir at Bhatghar.	River Nira and Reservoir at Bhatghar.
Minimum discharge per second. } C. ft. per second.	{ K. 62 R. 126 H. W. 51	{ 14 41 54	{ 1,518 34 5	{ (k) 1,514
Maximum discharge of canal. } C. ft. per second.	{ K. 351 R. 321 H. W. 213	{ 197 150 126	{ 456	{ (k) 1,435
Average annual rainfall .. Inches.	13.62	13.60	19.84	13.66
Gross area commanded .. Acres.	1,44,310	88,080	2,74,447	5,59,657
Culturable area commanded ..	1,36,390	83,000	2,27,670	4,47,726
Area irrigable by complete project ..	49,331	30,109	1,13,280	1,32,000
Area irrigable at present ..	49,331	30,109	1,13,280	1,32,000
Sanctioned Estimate—				
Direct charges.. Rs.	95,46,058		57,34,655	4,76,28,007
Indirect charges, ..	4,90,702		3,69,780	14,82,853
Interest during construction		28,44,872
Total, Estimate Rs. ..	(d) 1,03,36,800		(h) 89,49,307	(d) 4,91,10,860
Expenditure to end of 1926-27.	Direct charges. Rs.	98,08,083	1,03,70,447	3,44,02,671
	Indirect charges ..	5,01,645	4,69,405	10,41,406
	Interest during construction ..	53,49,507	94,46,565	1,12,86,021
Total, Expenditure, Rs.	1,56,59,235		(m) 2,02,86,357	4,67,30,098

STATEMENT I-A—concl'd.

Source of Supply of Water.	(36) Godavari Canals.		(39)	(40)
	Right Bank Canal.	Left Bank Canal.	Nira Left Bank Canal.	Nira Right Bank Canal.
	Godavari River.		River Nira and Reservoir at Bhatghar.	River Nira and new Reservoir at Bhatghar.
Works as now sanctioned—				
Main Canals, Irrigation .. Miles.	69·00	48·00	100·25	106·50
Branch Canals, Irrigation .. "	5·00	30·00
Distributaries .. "	42·25	15·25	139·00	240·00
Of above—				
Navigable Chan- nels .. Miles.
Works completed at end of 1926-27—				
Main Canals, Irrigation .. Miles.	(f) 69·00	48·00	100·25	(f) 106·50
Branch Canals, Irrigation .. "	(f) 5·00	(f) 24·00
Distributaries .. "	(f) 42·25	15·25	139·00	(f) 174·00
Of above—				
Navigable Chan- nels .. Miles.

(a) Owing to diversion of tail portion of Palkhed Canal the length of distributaries is diminished.

(b) These figures have been revised by the Executive Engineer, Nasik Irrigation Division.

(c) These figures are for the whole project.

(d) Includes the Girna Left Bank Canal extension, as irrigation has begun on the extension since 1921-22.

(e) As actually completed.

(f) The culturable and irrigable areas commanded as given in the second revised project of the Pravara River Works are 182,976 and 57,000 acres respectively; these include old areas (culturable and irrigable at present) under Lakh Canal viz., 25,536 and 11,280 acres respectively, which are now included in those of the Pravara Left Bank Canal, the Lakh Canal having since ceased to exist. As irrigation has begun on the extended Pravara Left Bank Canal figures shown in the statement are for the new Canal (including those for the Lakh Canal). The figures for the old Pravara Left Bank Canal are not shown.

(g) These figures do not include the amount of widening of the Nira Left Bank Canal.

(h) 1,514 is shown as calculated in the Nira Right Bank Canal Project, 1,435 is required with a duty of 500 acres per cusec.

(i) The Lakh Canal having ceased to exist since 15th June 1925 the lengths of the main canal and distributaries thereof have now been included in the lengths of the branch canals and distributaries of the Pravara Left Bank Canal.

(m) Includes proportionate expenditure on the new Lloyd Dam.

STATEMENT

Statement of Reservoir Projects in the Bombay

Source of Supply.	(1) Gadikeri Tank.	(2) Mavin-kop Tank.	(5) Wankroli Tank.	(6) Tranza Tank.	(6a) Nagrarnma Tank.	(7) Savli Tank.	(8) Sahiat Tank.	(9) Futelao Tank.
	Nala.	Nala.	Kharwa Nala.	Matar Drainage Channel.		Gadia Nala.	Sahiat Nala.	Futelao Nala.
If supplied by rainfall.	4'68	6'25	13	£...	\$1'5	11	12'5	7
Area of catchment. Sq.miles.	27'96	26'85	26'85	26'46	26'68	20'50
Average annual rainfall. Inches.
Contents of tanks between levels of surface of full supply and sill of canal head feet ..	27'50	45'75	212'00	79'97	97'14	\$172'27 11210'00	130	56
Area of surface at full supply. Acres.	129	170	596'87	196'60	293'00	557'60	662'61	193'5
Gross area commanded. Acres.	687	872	5,000	1,000	500	4,700	4,000	1,500
Culturable do. ..	687	755	5,000	888	402	4,700	4,000	1,200
Area irrigable by complete project ..	450	751	3,000	500	300	3,000	2,000 to 2,500	840
Do. at present ..	417	617	3,400	500	300	3,000	2,000	800
Wells supplied by tanks No.	Not known
Sanctioned Estimate—								
Direct Charges .. Rs.	16,990	30,379	2,03,375	2,61,048		2,25,703	1,54,133	1,02,116
Indirect Charges ..	541	4,005	47,041	51,686		23,519	32,645	8,669
Interest during construction
Total Estimate .. Rs.	17,531	34,384	2,50,416	3,12,734		2,49,222	1,86,782	1,10,785
Expenditure to end of 1926-27.								
Direct Charges .. Rs.	16,363	30,185	2,42,512	2,38,032		2,34,179	1,58,452	1,07,356
Indirect Charges ..	555	3,319	50,783	42,603		21,031	25,577	9,105
Interest during construction
Total Expenditure .. Rs.	16,918	33,504	2,93,295	2,80,635		2,55,210	1,84,029	1,16,461
Works as now sanctioned—								
Dam (earth or masonry) ..	Earth.	Earth.	Earth.	Earth.	Earth.	Earth.	Earth.	Earth.
Total height .. Ft.	26	30'53	27'18	15'84	17'12	37'5	22'14	34'60
Canals .. Mile.	13'79	5'35	2'25	8'35	9'25	4'98
Distributaries ..	1'50	2'79	1'32	0'85	...
Works completed at end of 1926-27—								
Dam (height completed) .. Ft.	20	30'53	27'18	15'84	17'12	37'5	22'14	34'60
Canals .. Mile.	17'26	5'35	2'25	8'35	9'25	3'95
Distributaries ..	1'50	2'79	1'32	1'79	...

II-A.

Presidency, excluding Sind, for 1926-27.

(10) Lower Panjhra River Works & Mukti Tank.	(11) Hartala Tank.	(12) Mhasva Tank.	(14) Bhatodi Tank.	(15) Ekruk Tank.	(16) Koregaon Tank.	(17) Ashti Tank.	(18) Pathri Tank.	(20) Mhaswad Tank.	(22) Upper Man River Works (Pingli Tank).	(23) Yerla River Irrigation Works (Nehr Tank).
Local Streams.	Local Streams.	Local Streams.	Mehakri River.	Adhela River.	Nala.	Ashti Nala.	Yerai River.	Man River.	Man River.	Yerla River.
34°22	6°80	13°40	44	159	7	92	27°5	480	20°00	59°55
20°30	25°88	26°90	23°56	27°57	26°13	23°48	27°30	14°10	17°64	24°16
323°72	134	172	154 (7)75°82	2,616	83°47	1,419	407	2,601	192	489
509	472	421	315	4,551	202	2,830	681	4,014	349	676
13,117	584	4,647	15,126	17,152	2,394	17,882	5,000	129,045	8,443	11,234
12,627	527	4,075	13,657	16,941	2,394	16,825	4,586	106,214	7,623	10,680
12,627	415	1,700	12,124	16,941	1,050	11,780	2,500	24,800	2,080	6,000
12,627	415	1,700	12,124	16,941	1,050	11,780	2,500	24,800	2,080	5,480
...	12	29	29
4,44,486	48,890	1,29,813	3,51,767	12,28,243	40,731	7,54,250	6,43,141	20,24,327	4,16,341	7,35,672
22,774	26,150	10,202	26,511	1,06,687	1,318	80,677	29,715	1,03,947	28,190	45,836
2,37,421	8,00,650	6,56,222
7,04,681	75,040	1,40,015	3,78,278	21,35,580	42,049	8,34,927	6,72,856	27,84,496	4,44,531	7,81,508
4,45,382	47,948	1,28,781	3,52,685	12,28,117	37,923	7,62,493	6,27,825	20,05,553	4,15,835	7,35,672
23,239	25,434	10,175	27,022	1,12,269	1,266	79,215	15,021	90,463	23,451	45,836
4,18,839	10,27,893	14,45,492
8,87,460	73,382	1,38,956	3,79,707	23,68,279	39,189	8,41,708	6,42,846	35,41,508	4,39,286	7,81,508
Earth.	Earth.	Earth.	Masonry.	Earth.	2 dams, Earth & Masonry	Earth.	Earth.	Earth.	Earth.	Earth.
65	51°50	44	50	76	71 & 16	57°75	63°75	79°79	53°50	74
...	5°50	...	4°50	48	3°75	27°50	4°66	066°25	17°50	33°33
45	...	7	5°50	1°68	...	3°15	3°33	43°36	6°50	4
65	51°50	44	50	76	71 & 16	57°75	63°75	79°79	53°50	74
...	5°50	...	4°50	48	3°75	27°50	4°66	066°25	17°50	33°33
45	...	7	5°50	1°68	...	3°15	3°33	43°36	6°50	4

STATEMENT

Source of Supply.	(25)	(26)	(27)	(28)	(29)	(30)	(31)	(33)
	Maini Tank	Muchkundi Tank.	Gokak Canal, 1st Section, and Storage Works.	Dambal Tank.	Medleri Tank.	Madag Tank.	Asundi Tank.	Kadva River Works (Waghad Tank).
	Wanga Nala.	Muchkundi Nala.	Ghatprabha River, Ghat Catchment.	Nala.	Medleri Nala	Kumudwari River.	Nala.	Kolvan River, Ghat Catchment.
If supplied by rainfall. { Area of catchment. Sq.miles.	51'70	26'00	1,080	43	11	540	23	29
{ Average annual rainfall. Inches.	20'48	14'88	(a)	15'56	16'50	25'24	20'34	47'32
Contents of tanks between levels of surface of full supply and sill of canal head sluice. } Millions of cubic feet ..	183	624	907'13	113'66	57'60	54'63	74	606
Area of surface at full supply. } Acres.	427	1,059	2,731'86	442	169	362	418	778
Gross area commanded. Acres.	4,876	5,570	(a)	3,000	1,916	2,851	1,800	(a)
Culturable do. .. "	4,625	5,417	(a)	2,500	830	1,345	1,011	(a)
Area irrigable by complete project .. "	4,625	3,417	(a)	2,500	1,052	2,186	1,011	(a)
Do. at present .. "	4,625	750	(a)	1,000	600	1,345	1,011	(a)
Wells supplied by tanks. No.	13	...	41	Notknown
Sanctioned Estimate—								
Direct Charges .. Rs.	4,70,538	1,48,200	(a)	61,162	78,237	2,32,262	67,731	4,67,662
Indirect Charges .. "	25,730	20,220	(a)	3,744	3,468	17,144	12,754	16,835
Interest during construction .. "	(a)	2,17,233
Total Estimate .. Rs.	4,96,268	1,68,420	(a)	64,906	81,705	2,49,407	80,485	7,01,730
Expenditure to end of 1926-27. { Direct Charges. Rs.	4,70,538	1,40,217	(a)	60,847	78,354	1,61,248	60,741	6,64,888
{ Indirect Charges ..	25,730	18,490	(a)	3,133	3,038	6,350	14,254	42,233
{ Interest during construction.	(a)	4,45,241
Total Expenditure ..Rs.	4,96,268	1,58,707	(a)	63,980	81,392	1,67,598	74,995	11,52,362
Works as now sanctioned—								
Dam (earth or masonry) ..	Earth	Masonry.	Masonry	Earth	Earth	Earth	Earth	Earth
Total height .. Ft.	57'33	60	27	42'25	41	100	33'95	95
Canals .. Miles.	9'25	5'50	16'13	9	...	(a)
Distributaries .. "	7'58	2'25	35'43	3'27	5'64	...	4'86	(a)
Works completed at end of 1926-27—								
Dam (height completed) .. Ft.	57'33	60	27	42'25	41	100	33'95	95
Canals .. Miles.	9'25	5'50	16'13	9	...	(a)
Distributaries .. "	7'58	2'25	35'43	3'27	5'64	...	4'86	(a)

(a) Figures are given in Statement I-A.

† Estimated rainfall in the catchment.

(c) These figures are for new Lloyd Dam at Bhatgar. The heights of old dam known as Lake Whiting above lowest foundation and above lowest point in river bed were 127 feet and 108 feet respectively.

‡ The catchment area of the drainage channel is 13 sq. miles in addition.

§ At provisional F. S. L. R. L. 103'50.

|| At original F. S. L. R. L. 105'00.

* Including 12'03 miles of Wadar Hatti branch.

II-A—concl'd.

(34)	(35)	(36)	(37)	(38)	(38a)	(39)	(39a)	(41)	(42)	(43)
Chankapur Tank, Girma Left Bank Canal.	Lake Arthur Hill, Wilson Dam, Pravara Canals.	Darna Reservoir, Godavari Canal.	Parsul Tank.	Mutha Reservoir Lake Five, Mutha Canals.	Matoba Tank.	Lloyd Dam, Nira Canals.	Shetphal Tank.	Kasurd Tank.	Shirsu-phal Tank.	Bhadal-vadi Tank.
Girma River.	Pravara River.	Darna River.	Parsul River.	Mutha River, Ghat Catchment.	Small Nala and Mutha Right Bank Canal.	Yelvandi River, Ghat Catchment.	Nira Canal.	Kasurdi Nala.	Deccan Tributary of the Bhima River.	Deccan Tributary of the Bhima River.
100	47	156	17	196	10	128	2'33	6	23	23
33'41	112'37	34'54	16'54	†138	15'69	†145	18'51	16'47	16'30	18'73
1,549	(k) 10,035 (F.S.L.) 260	7,763	119	(h) 3,447	(j) 217	(d) 24,198	572	(i) 8	(j) 362	(j) 185
1,043	218	8,584	151	3,753	417	(d) 9,368	898	379	834	335
(c)	(a)	(a)	3,337	94,087	10,700	(a)	(a) 25,000	597	4,500	3,000
(a)	(a)	(a)	3,197	(i) 49,800	7,133	(a)	(a) 25,000	478	2,500	2,400
(a)	(a)	(a)	1,000	16,800	3,250	(a)	4,200	150	1,800	2,000
(a)	(a)	(a)	1,000	16,800	3,250	(a)	4,200	150	1,800	2,000
(a)	(a)	(a)
(a)	(a)	(a)	2,15,366	64,62,810	1,93,000	(a)	7,04,442	40,812	2,09,460	2,14,382
(a)	(a)	(a)	8,246	2,56,743	17,500	(a)	46,435	4,778	12,822	14,342
(a)	(a)	(a)	...	56,54,209	..	(a)	55,157
(a)	(a)	(a)	2,23,612	1,23,73,762	2,10,500	(a)	8,06,034	45,590	2,22,282	2,28,724
(a)	(a)	(a)	2,08,007	62,54,627	Included in the figures for the Mutha Canals.	(a)	Included in the figures for the Nira Left Bank Canal shown in Statement I-A.	40,812	2,12,199	2,13,115
(a)	(a)	(a)	6,988	2,95,834		(a)		4,778	12,360	14,307
(a)	(a)	(a)	...	1,27,03,388		(a)	
(a)	(a)	(a)	2,14,955	1,92,53,849	...	(a)	..	45,590	2,24,568	2,27,422
Masonry 92	Masonry 27	Masonry 92	Earth 62'27	Masonry 97'84	Earth 48'41	Masonry (c) 190	Earth 66	Earth 33'45	Earth 54'32	Earth 55'09
(a)	(a)	(a)	..	88	..	(a)	6'54	...	12'50	..
(a)	(a)	(a)	4'75	70	17	(a)	...	1'75	12'50	9'75
92	270	92	62'27	97'84	48'41	(c) 185	66	33'45	54'32	55'09
(a)	(a)	(a)	..	88	..	(a)	6'54	...	12'50	9'75
(a)	(a)	(a)	4'75	67	17	(a)	...	1'75	12'50	9'75

(d) These figures are for new Lloyd Dam at Bhatgar.

(e) This area is also commanded by the Nira Left Bank Canal.

(h) Storage available after deducting 508 million cubic feet which cannot be used on account of the Poona Water Supply.

(i) Includes 7,133 acres commanded by Matoba Tank.

(j) After deducting silt deposits.

(k) Includes 36½ miles of Branch Canal.

(l) Waste weir gates not yet installed and so storage at 270 ft. height has not been shown which is 12,092m. c. ft.

STATEMENT

Capital Account of Irrigation Works in the Deccan

Name of work.	DURING				
	DIRECT CHARGES.				
	Works.	Establishment.	Tools and Plant.	Pensionary charges	Total.
1	2	3	4	5	6
WORKS FOR WHICH CAPITAL ACCOUNTS ARE KEPT.	Rs.	Rs.	Rs.	Rs.	Rs.
PRODUCTIVE.					
<i>Works in Operation.</i>					
1. Gadikeri Tank
2. Mavinkop Tank
3. Shahada Channel	4,117	802	135	112	5,166
Total, Productive	4,117	802	135	112	5,166
UNPRODUCTIVE.					
<i>Works in Operation.</i>					
4. Hathmati and Khari Cut Canals
5. Wangroli Tank
6. Tranza-Nagrama Tanks
7. Savli Tank
8. Sahiat do.
9. Futelao do.
10. Lower Panjhra River Works
11. Hartala Tank
12. Mhaswa do.
13. Jamda Canals
14. Bhatodi Tank

STATEMENT

Name of work.	DURING				
	DIRECT CHARGES.				
	Works.	Establishment.	Tools and Plant.	Pensionary charges	Total.
	2	3	4	5	6
1					
WORKS FOR WHICH CAPITAL ACCOUNTS ARE KEPT— <i>contd.</i>	Rs.	Rs.	Rs.	Rs.	Rs.
UNPRODUCTIVE— <i>contd.</i>					
<i>Works in operation—contd.</i>					
15. Ekruk Tank
16. Koregaon do.
17. Ashti do.
18. Pathri do.
19. Krishna Canal
20. Mhaswad Tank
21. Revari Canal
22. Upper Man River Works
23. Yerla River Irrigation Works
24. Chikhli Canal
25. Maini Tank
26. Muchkundi Tank
27. Gokak Canal, First Section and Storage Works	10,488	4,329	298	606	15,721
28. Dambal Tank
29. Medleri do.
30. Madag do.
31. Asundi do.
32. Dharma Canal
33. Kadva River Works
34. Chankapur Tank

STATEMENT

Name of work.	DURING				
	DIRECT CHARGES.				
	Works.	Establishment.	Tools and Plant.	Pensionary charges.	Total.
1	2	3	4	5	6
WORKS FOR WHICH CAPITAL ACCOUNTS ARE KEPT— <i>contd.</i>	Rs.	Rs.	Rs.	Rs.	Rs.
UNPRODUCTIVE— <i>contd.</i>					
<i>Works in Operation—concl'd.</i>					
35. Pravara River Works	13,917	12,196	400	1,708	28,221
36. Godavari Canals	129	69	4	10	212
37. Parsul Tank
38. Mutha Canal including Matoba Tank.
39. Nira Left Bank Canal and shetphal Tank. ..	5,51,651	2,62,871	12,919	36,802	8,64,243
40. Nira Right Bank Canal	10,99,539	3,76,093	10,858	52,654	15,39,189
41. Kasurdi Tank
42. Shirsuphal do.
43. Bhadalwadi do.
Total, Works in Operation	16,75,724	6,55,563	24,519	91,780	24,47,586
<i>Works under Construction.</i>					
44. Budhihal Tank	497	167	5	23	692
45. Gokak Canal Survey
46. Victoria Tank	20	8	..	1	29
47. Sukt River
Total, Works under Construction	517	175	5	24	721

I-B—contd.

YEAR.

		INDIRECT CHARGES.				Grand Total
<i>Deduct— Receipts on Capital Account.</i>	Total.	Capita- lization.	Leave and Pension Allowances.	Audit and Accounts.	Total.	
7	8	9	10	11	12	13
Rs.	Rs.	Rs.	Rs.	Rs.	Rs.	Rs.
9,927	18,294	143	139	282	18,576
....	212	1	1	213
....
....
....	8,64,243	5,517	5,517	8,69,760
26,706	15,12,483	6,547	10,995	17,542	15,30,025
....
....
....
36,671	24,10,915	6,690	16,757	23,447	24,34,362
212	480	5	5	485
....
....	29	29
....
212	509	5	5	514

STATEMENT

Name of Work.	DURING				
	DIRECT CHARGES.				
	Works.	Establishment.	Tools and Plant.	Pensionary charges.	Total.
1	2	3	4	5	6
WORKS FOR WHICH CAPITAL ACCOUNTS ARE KEPT— <i>conld.</i>	Rs.	Rs.	Rs.	Rs.	Rs.
UNPRODUCTIVE— <i>conld.</i>					
<i>Works in Abeyance.</i>					
48. Gokak Canal, Second Section
Total, Unproductive ..	16,76,241	6,55,738	24,524	91,804	24,48,307
Grand Total ..	16,80,358	6,56,540	24,659	91,916	24,53,473

I-B—contd.

YEAR.						
		INDIRECT CHARGES.				Grand Total.
<i>Deduct— Receipts on Capital Account.</i>	Total.	Capita- lization.	Leave and Pension Allowances.	Audit and Accounts.	Total.	
7	8	9	10	11	12	13
Rs.	Rs.	Rs.	Rs.	Rs.	Rs.	Rs.
....
36,883	24,11,424	6,690	16,762	23,452	24,34,876
36,883	24,16,590	6,690	60,803	23,493	24,40,083

STATEMENT

Name of Work.	TO END				
	DIRECT CHARGES.				
	Works.	Establishment.	Tools and Plant.	Pensionary charges.	Total.
	14	15	16	17	18
WORKS FOR WHICH CAPITAL ACCOUNTS ARE KEPT—<i>contd.</i>	Rs.	Rs.	Rs.	Rs.	Rs.
PRODUCTIVE.					
<i>Works in Operation.</i>					
1. Gadikeri Tank	13,105	3,118	140	..	16,363
2. Mavinkop Tank	23,738	6,232	353	..	30,323
3. Shahada Channel	60,690	38,406	1,531	112	1,00,739
Total, Productive ..	97,533	47,756	2,024	112	1,47,425
UNPRODUCTIVE.					
<i>Works in Operation.</i>					
4. Hathmati and Khari Cut Canals..	10,07,178	2,24,687	13,252	..	12,45,117
5. Wangroli Tank	2,13,031	28,361	1,863	..	2,43,255
6. Tranza-Nagrama Tanks ..	2,22,942	14,168	924	..	2,38,034
7. Savli Tank	2,02,183	30,269	1,974	..	2,34,426
8. Sahiat do.	1,34,805	22,199	1,448	..	1,58,452
9. Fuleao do.	88,822	17,325	1,209	..	1,07,356
10. Lower Panjhra River Works ..	3,67,303	74,888	3,228	..	4,45,419
11. Hartala Tank	33,437	11,936	2,579	..	47,952
12. Mhasva do.	1,01,259	26,399	1,129	..	1,28,787
13. Jamda Canals	7,94,306	1,93,426	13,435	..	10,01,167
14. Bhatodi Tank	2,73,838	70,183	9,354	..	3,53,375

I-B—contd.

OF YEAR.

		INDIRECT CHARGES.				Grand Total.
<i>Deduct— Receipts on Capital Account.</i>	Total.	Capita- lization.	Leave and Pension Allowances.	Audit and Accounts.	Total.	
f9	20	21	22	23	24	
Rs.	Rs.	Rs.	Rs.	Rs.	Rs.	Rs.
....	16,363	13	542	..	555	16,918
138	30,185	2,101	1,218	..	3,319	33,504
....	1,00,739	1,232	5,264	312	6,808	1,07,547
138	1,47,287	3,346	7,024	312	10,682	1,57,969
1,469	12,43,648	36,598	38,462	21	75,081	13,18,729
743	2,42,512	46,793	3,972	18	50,783	2,93,295
2	2,38,032	40,620	1,983	..	42,603	2,80,635
247	2,34,179	16,793	4,238	..	21,031	2,55,210
....	1,58,452	22,470	3,107	..	25,577	1,84,029
....	1,07,356	6,680	2,425	..	9,105	1,16,461
37	4,45,382	8,694	14,545	..	23,239	4,68,621
4	47,948	23,052	2,382	..	25,434	73,382
6	1,28,781	5,026	5,149	..	10,175	1,38,956
21	10,01,146	12,015	38,113	81	50,214	10,51,360
690	3,52,685	13,023	13,999	..	27,022	3,79,707

STATEMENT

Name of Work.	TO END				
	DIRECT CHARGES.				
	Works.	Establishment.	Tools and Plant.	Pensionary charges	Total.
	14	15	16	17	18
1					
WORKS FOR WHICH CAPITAL ACCOUNTS ARE KEPT— <i>contd.</i>	Rs.	Rs.	Rs.	Rs.	Rs.
UNPRODUCTIVE— <i>contd.</i>					
<i>Works in operation—contd.</i>					
15. Ekruk Tank	10,07,089	2,12,509	9,713	..	12,29,311
16. Koregaon do.	30,044	7,661	218	..	37,923
17. Ashti do.	6,13,578	1,46,014	8,293	..	7,67,885
18. Pathri do.	5,21,783	1,00,435	7,403	..	6,29,621
19. Krishna Canal	7,39,340	1,56,123	2,738	..	8,98,201
20. Mhaswad Tank	15,98,308	3,45,781	62,937	..	20,07,026
21. Revari Canal	47,057	9,693	21	..	56,771
22. Upper Man River Works ..	3,14,286	95,008	6,782	..	4,16,076
23. Yerla River Irrigation Works ..	6,02,586	1,26,889	8,562	..	7,38,037
24. Chikhli Canal	39,984	13,611	208	..	53,803
25. Maini Tank	3,49,759	1,17,527	3,792	..	4,71,078
26. Muchkundi Tank	1,11,830	26,360	2,294	..	1,40,484
27. Gokak Canal, First Section and Storage Works	11,56,792	2,05,547	22,979	606	13,85,924
28. Dambal Tank	49,262	10,769	878	..	60,909
29. Medleri do.	61,881	15,324	1,155	..	78,360
30. Madag do.	1,26,596	31,841	2,825	..	1,61,262
31. Asundi do.	48,805	10,881	1,055	..	60,741
32. Dharma Canal	77,768	16,588	1,153	..	95,509
33. Kadva River Works	7,61,718	1,89,176	22,605	..	9,73,499
34. Chankapur Tank	15,89,583	3,39,029	61,359	..	19,89,971

I-B—contd.

OF YEAR.

		INDIRECT CHARGES.				Grand Total.
Deduct— Receipts on Capital Account.	Total.	Capita- lization.	Leave and Pension Allowances.	Audit and Accounts.	Total.	
19	20	21	22	23	24	25
Rs.	Rs.	Rs.	Rs.	Rs.	Rs.	Rs.
1,194	12,28,117	69,948	42,321	..	1,12,269	13,40,386
....	37,923	1,266	..	1,266	39,189
5,392	7,62,493	52,311	26,860	44	79,215	8,41,708
1,796	6,27,825	960	14,061	..	15,021	6,42,846
38	8,98,163	21,822	29,779	43	51,644	9,49,807
1,473	20,05,553	36,924	53,539	..	90,463	20,96,016
....	56,771	1,259	1,781	..	3,040	59,811
241	4,15,835	5,880	17,571	..	23,451	4,39,286
2,365	7,35,672	22,684	23,023	129	45,836	7,81,508
....	53,803	917	2,722	..	3,639	57,442
540	4,70,538	3,875	21,850	67	25,792	4,96,330
267	1,40,217	14,386	4,104	..	18,490	1,58,707
740	13,85,184	53,279	29,709	567	83,555	14,68,739
62	60,847	1,034	2,099	..	3,133	63,980
6	78,354	243	2,795	..	3,038	81,392
14	1,61,248	6,350	..	6,350	1,67,598
....	60,741	12,536	1,718	..	14,254	74,995
....	95,509	2	2,321	..	2,323	97,832
140	9,73,359	31,133	31,370	14	62,517	10,35,876
2,132	19,87,839	20,033	48,103	456	68,592	20,56,431

STATEMENT

Name of Work.	TO END				
	DIRECT CHARGES.				
	Works.	Establishment.	Tools and Plant.	Pensionary charges.	Total.
	14	15	16	17	18
	Rs.	Rs.	Rs.	Rs.	Rs.
WORKS FOR WHICH CAPITAL ACCOUNTS ARE KEPT—<i>conld.</i>					
<i>UNPRODUCTIVE—conld.</i>					
<i>Works in Operation—concl.</i>					
35. Pravara River Works	1,14,06,334	28,15,933	3,41,624	1,708	1,45,65,601
36. Godavari Canals	82,29,055	13,52,271	(a) 2 2,28,985	10	98,10,321
37. Parsul Tank	1,62,423	42,832	2,823	..	2,08,078
38. Mutha Canal including Matoba Tank.	51,03,054	10,46,209	1,18,828 (a) — 1,136	..	62,66,955
39. Nira Left Bank Canal and Shetphal Tank.	82,11,175	20,86,140	2,60,024	36,802	1,05,94,141
40. Nira Right Bank Canal ..	2,72,39,661	60,11,405	9,43,026 (a) 58,964	52,654	3,43,05,720
41. Kasurdi Tank	31,433	8,495	884	..	40,812
42. Shirsuphal do.	1,71,148	38,190	2,861	..	2,12,199
43. Bhadalwadi do.	1,57,001	53,493	2,621	..	2,13,115
Total, Works in Operation ..	7,39,98,437	1,63,45,575	21,79,051 (a) 57,830	91,780	9,26,72,673
<i>Works under Construction.</i>					
44. Budhihal Tank	4,02,255	90,564	5,112	23	4,97,954
45. Gokak Canal Survey	67,629	28,386	2,844	..	98,859
46. Victoria Tank	52,993	11,201	729	1	64,924
47. Suki River	12,212	2,749	178	..	15,139
Total, Works under Construction ..	5,35,089	1,32,900	8,863	24	6,76,876

(a) Suspense

I-B—contd.

OF YEAR.

		INDIRECT CHARGES.				Grand Total.
Deduct— Receipts on Capital Account.	Total.	Capita- lization.	Leave and Pension Allowances.	Audit and Accounts.	Total.	
19	20	21	22	23	24	25
Rs.	Rs.	Rs.	Rs.	Rs.	Rs.	Rs.
42,065	1,45,23,536	86,082	4,01,354	25,436	5,12,872	1,50,36,408
2,026	98,08,295	3,11,326	1,89,306	1,014	5,01,646	1,03,09,941
71	2,08,007	972	6,016	6,988	2,14,995
12,328	62,54,627	93,528	2,02,243	63	2,95,834	65,50,461
8,398	1,05,85,743	1,87,189	2,72,532	11,233	4,70,954	1,10,56,697
1,18,557	3,41,87,163	1,08,826	7,88,942	1,42,088	10,39,856	3,52,27,019
....	40,812	3,079	1,699	4,778	45,590
....	2,12,199	5,137	7,232	12,369	2,24,568
....	2,13,115	4,067	10,240	14,307	2,27,422
2,03,064	9,24,69,609	13,81,196	23,71,286	1,81,274	39,33,756	9,64,03,365
5,137	4,92,817	5,741	12,656	28	18,425	5,11,242
....	98,859	3,973	677	4,650	1,03,509
2,392	62,532	2,463	1,569	4,032	66,564
....	15,139	385	385	15,524
7,529	6,69,347	8,204	18,583	705	27,492	6,96,839

Account.

STATEMENT

Name of Work.	TO END				
	DIRECT CHARGES.				
	Works.	Establishment.	Tools and Plant.	Pensionary Charges.	Total.
	14	15	16	17	18
WORKS FOR WHICH CAPITAL ACCOUNTS ARE KEPT— <i>concl'd.</i>	Rs.	Rs.	Rs.	Rs.	Rs.
UNPRODUCTIVE— <i>concl'd.</i>					
Works in Abeyance					
48. Gokak Canal, Second Section ..	92,036	70,024	14,246	..	1,76,306
Total, Unproductive ..	7,46,25,562	1,65,48,499	22,02,160 (a) 57,830	91,804	9,35,25,855
Grand Total ..	7,47,23,095	1,65,96,255	22,04,184 (a) 57,830	91,916	9,36,73,280

(a) Suspense

I-B—concl'd.

OF YEAR.

		INDIRECT CHARGES.				Grand Total.
Deduct— Receipts on Capital Account.	Total.	Capita- lization.	Leave and Pension Allowances.	Audit and Accounts.	Total.	
19	20	21	22	23	24	25
Rs.	Rs.	Rs.	Rs.	Rs.	Rs.	Rs.
....	1,76,306	740	13,238	13,978	1,90,284
2,10,593	9,33,15,262	13,90,140	24,03,107	1,81,979	39,75,226	9,72,90,488
2,10,731	9,34,62,549	13,93,486	24,10,131	1,82,291	39,85,908	9,74,48,457

Account.

S. K. MEHTA,
Assistant Accounts Officer.

STATEMENT

STATEMENT SHOWING THE FINANCIAL RESULTS OF IRRIGATION WORKS
31ST MARCH

Realizations under main heads of

Name of Work.	REVENUE (ACTUAL RECEIPTS).										Revenue	
	Irrigation.			Navigation.	Plantations.	Water-power.	Miscellaneous.	Total.	Refunds of Revenue.	Gross revenue less refunds.	Establishment.	
	Water rate directly paid.	Share of Land Revenue.	Total.								Establishment.	Revenue
1	2	3	4	5	6	7	8	9	10	11	12	
WORKS FOR WHICH CAPITAL ACCOUNTS ARE KEPT.	Rs.	Rs.	Rs.	Rs.	Rs.	Rs.	Rs.	Rs.	Rs.	Rs.	Rs.	Rs.
PRODUCTIVE.												
<i>Works in operation.</i>												
1 Gadikeri Tank	2,356	2,356	2,356	..	2,356	..	17
2 Mavinkop Tank	1,730	1,730	1,730	..	1,730	..	16
3 Shahada Channel ..	4,440	6,160	10,600	20	10,620	30	10,590
Total, Productive.	4,440	10,246	14,686	20	14,706	30	14,676	..	33
UNPRODUCTIVE.												
<i>Works in operation.</i>												
4 Hathmati and Kharicut Canals ..	14,702	...	14,702	8,931	23,633	79	23,554
5 Wangroli Tank ..	3,024	...	3,024	1,150	4,174	4	4,170
6 Tranza-Nagrama Tanks ..	9	...	9	845	854	..	854
7 Savli Tank ..	1,334	..	1,334	1,462	2,796	..	2,796
8 Sahiat do. ..	430	...	430	1,109	1,539	..	1,539
9 Futelao do. ..	15	...	15	126	141	..	141
10 Lower Panjhra River Works.	12,155	8,955	21,110	..	15	...	2,136	23,261	..	23,261	4,582	..
11 Hartala Tank	697	697	..	697	176	..
12 Mhaswa do. ..	1,444	...	1,444	..	93	...	2,306	3,848	..	3,843	350	..
13 Jamda Canals ..	4,832	...	4,832	..	5,593	...	969	11,394	20	11,374	1,972	..
14 Bhatodi Tank ..	2,410	1,285	3,695	..	43	...	3,248	6,986	..	6,986	318	..
15 Ekruk do. ..	25,205	...	25,205	1,09,357	1,34,562	17	1,34,545	4,771	..
16 Koregaon do. ..	1,705	...	1,706	304	2,010	..	2,010	983	..

I-C.

IN DECCAN AND GUJARAT FOR THE YEAR ENDING
1927.*Revenue and Working Expenses.*

WORKING EXPENSES.													Net Revenue.
Management.		Maintenance and Repairs.									Indir- ect Char- ges.	Grand Total, Working Expenses.	
ment.	Total, Revenue Manage- ment.	Establishment		Works.	Repairs.	Sundries.	Tools and Plant.	Planta- tions.	Total, Cost of Mainte- nance,				
		Es- tablish- ment.	Pension- ary charge										
Civil Officers.													
13	14	15	16	17	18	19	20	21	22	23	24	25	
Rs.	Rs.	Rs.	Rs.	Rs.	Rs.	Rs.	Rs.	Rs.	Rs.	Rs.	Rs.	Rs.	
236	253	24	6	...	97	..	3	...	130	1	384	1,972	
173	189	25	6	...	100	..	3	...	134	1	324	1,406	
750	750	27	4	823	846	..	55	...	1,755	17	2,522	8,068	
1,159	1,192	76	16	823	1,043	..	61	...	2,019	19	3,230	11,446	
441	441	9,191	1,287	20,227	26,859	..	664	271	58,499	474	59,414	-35,860	
91	91	1,127	158	305	5,499	..	82	...	7,171	58	7,320	-3,150	
..	..	311	44	...	1,600	..	22	...	1,977	16	1,993	-1,139	
40	40	874	122	...	4,481	..	63	18	5,558	45	5,643	-2,847	
13	13	679	95	...	3,500	..	49	...	4,323	35	4,371	-2,832	
..	..	203	28	...	1,048	..	15	...	1,294	10	1,304	-1,163	
1,743	6,325	250	677	...	971	..	33	29	1,960	10	8,295	14,966	
8	184	125	42	...	500	..	16	...	683	5	872	-175	
43	393	249	84	...	690	..	33	305	1,361	10	1,764	2,084	
145	2,117	1,402	472	...	5,108	..	184	501	7,667	56	9,840	1,534	
186	534	623	136	...	2,494	..	82	...	3,335	25	3,894	3,092	
3,742	8,513	1,965	943	272	7,205	..	259	385	11,029	79	19,621	1,14,924	
51	1,034	405	194	...	1,620	..	53	...	2,272	16	3,322	-1,312	

STATEMENT

Name of Work.		REVENUE (ACTUAL RECEIPTS).										Revenue
		Irrigation.			Navigation.	Plantations.	Water-power.	Miscellaneous.	Total.	Refunds of Revenue.	Gross revenue less refunds.	Establishment.
		Water rate directly paid.	Share of Land Revenue.	Total.								
1		2	3	4	5	6	7	8	9	10	11	12
	WORKS FOR WHICH CAPITAL ACCOUNTS ARE KEPT— <i>contd.</i>	Rs.	Rs.	Rs.	Rs.	Rs.	Rs.	Rs.	Rs.	Rs.	Rs.	Rs.
	UNPRODUCTIVE— <i>contd.</i>											
	<i>Works in operation—contd.</i>											
17	Ashti Tank	21,722	...	21,722	..	2,150	...	1,408	25,280	40	25,240	2,258
18	Pathri do.	5,467	...	5,467	5,821	11,288	..	11,288	1,083
19	Krishna Canal.	79,214	...	79,214	373	79,587	2,408	77,179	4,855
20	Mhaswad Canal ..	39,654	...	39,654	..	2,485	...	20,184	62,323	88	62,235	9,011
21	Revari Canal	288	...	288	104	392	54	338	372
22	Upper Man River Works.	610	...	610	122	732	120	612	1,771
23	Yerla River Irrigation Works.	34,841	...	34,841	697	35,538	..	35,538	7,019
24	Chikhli Canal.	607	...	607	55	662	57	605	180
25	Maini Tank ..	16,382	...	16,382	354	16,736	2	16,734	1,194
26	Muchkund Tank.	3,739	...	3,739	1,510	5,249	1	5,248	874
27	Gokak Canal, First Section, and Storage Works.	78,449	...	78,449	14,313	6,452	99,214	1,750	97,464	8,746
28	Dambal Tank.	449	916	1,365	2,975	4,340	..	4,340	270
29	Medleri do.	270	...	270	251	521	..	521	1,206
30	Madag do.	5,551	...	5,551	223	5,774	..	5,774	855
31	Asundi do.	567	687	1,254	26	1,280	..	1,280	539
32	Dharma Canal	2,444	2,391	53	4	57	11	46	1,649
33	Kadwa River Works.	43,593	594	44,187	..	309	...	2,617	47,113	1	47,112	26,849
34	Chankapur Tank.	45,162	...	45,162	..	220	...	954	46,336	12	46,324	16,015
35	Pravara River Works.	5,31,293	76	5,31,369	..	4,541	...	4,741	5,40,651	188	5,40,463	1,32,170
36	Godavari Canals	4,01,568	...	4,01,568	5	2,624	...	22,295	4,26,492	195	4,26,297	1,48,530

I-C—contd.

WORKING EXPENSES.												Net Revenue.
Management.		Maintenance and Repairs.								Indirect Charges.	Grand Total, Working Expenses.	
Civil Officers.	Total, Revenue Management.	Establishment		Works.	Repairs.	Sundries.	Tools and Plant.	Plantations.	Total, Cost of Maintenance.			
		Establishment	Pensionary charges									
13	14	15	16	17	18	19	20	21	22	23	24	25
Rs.	Rs.	Rs.	Rs.	Rs.	Rs.	Rs.	Rs.	Rs.	Rs.	Rs.	Rs.	Rs.
1,073	3,331	930	446	...	3,721	..	122	...	5,219	37	8,587	16,653
329	1,412	446	214	...	1,673	..	59	111	2,503	18	3,933	7,355
3,276	8,131	2,723	1,061	2,019	8,773	404	358	59	15,437	109	23,677	53,502
1,319	10,330	2,273	1,580	218	8,876	..	90	...	13,037	91	23,458	38,777
9	381	208	81	...	792	..	27	42	1,150	8	1,539	-1,201
18	1,789	993	387	...	3,972	..	131	...	5,483	40	7,312	-6,700
1,045	8,064	3,936	1,534	...	15,619	..	518	125	21,732	157	29,953	5,585
18	198	102	39	...	380	..	14	30	565	4	767	-162
491	1,685	669	261	...	2,676	..	88	...	3,694	27	5,406	11,328
148	1,022	380	176	...	1,519	..	43	...	2,118	15	3,155	2,093
2,401	11,147	1,621	1,451	133	6,216	..	184	136	9,741	65	20,953	76,511
105	375	50	45	...	200	..	6	...	301	2	678	3,662
8	1,214	223	200	...	894	..	26	...	1,343	9	2,566	-2,045
167	1,022	159	142	...	634	..	18	...	953	6	1,981	3,793
86	625	100	89	...	400	..	11	...	600	4	1,229	51
-166	1,483	..	231	...	-63	..	38	...	206	-1	1,688	-1,642
1,308	28,157	5,663	4,552	9,915	11,940	..	650	798	33,518	227	61,502	-14,790
1,355	17,370	3,377	2,715	..	13,137	..	388	373	19,990	135	37,495	8,829
15,939	1,48,109	25,840	22,122	8,532	89,659	-199	2,968	5,169	1,54,091	1,034	3,03,234	2,37,229
12,028	1,60,558	28,652	24,805	...	1,11,348	-42	3,289	3,259	1,71,311	1,146	3,33,015	93,282

STATEMENT

Name of Work.		REVENUE (ACTUAL RECEIPTS).										Revenue
		Irrigation.			Navigation.	Plantations.	Water-power.	Miscellaneous.	Total.	Refunds of Revenue.	Gross revenue less refunds.	Establishment
		Water rate directly paid.	Share of Land Revenue.	Total.								Establishment
1		2	3	4	5	6	7	8	9	10	11	12
	WORKS FOR WHICH CAPITAL ACCOUNTS ARE KEPT—concl'd.	Rs.	Rs.	Rs.	Rs.	Rs.	Rs.	Rs.	Rs.	Rs.	Rs.	Rs.
	UNPRODUCTIVE—concl'd.											
	Works in operation—concl'd.											
37	Parsul Tank..	3,450	...	3,450	118	3,568	..	3,568	837
38	Mutha Canal including Matoba Tank	3,40,648	52	3,40,700	1,040	113	...	1,06,225	4,48,078	45	4,48,033	50,803
39	Nira Left Bank Canal and Shetphal Tank.	8,49,424	...	8,49,424	..	841	...	9,811	8,60,076	784	8,59,292	1,21,495
40	Nira Right Bank Canal.	76,331	...	76,331	1,784	78,115	..	78,115	30,244
41	Kasurdi Tank.	124	...	124	390	514	..	514	345
42	Shirsuphal Tank	4,184	...	4,184	2,650	6,874	..	6,874	981
43	Bhadalwad Tank	2,476	...	2,476	378	2,854	..	2,854	1,116
	Total, Unproductive.	26,55,773	10,174	26,65,947	1,045	19,032	14,313	3,25,202	30,25,539	5,876	30,19,663	5,84,449
	Grand Total..	26,60,213	20,420	26,80,633	1,045	19,032	14,313	3,25,222	30,40,245	5,906	30,34,339	5,84,482

I-C--concl'd.

WORKING EXPENSES.												
Management.		Maintenance and Repairs.								Indirect Charges.	Grand Total, Working Expenses.	Net Revenue.
Civil Officers.	Total, Revenue Management.	Establishment.		Works.	Repairs.	Sundries.	Tools and Plant.	Plantations.	Total, Cost of Maintenance.			
		Establishment.	Pensionary charges									
13	14	15	16	17	18	19	20	21	22	23	24	25
Rs.	Rs.	Rs.	Rs.	Rs.	Rs.	Rs.	Rs.	Rs.	Rs.	Rs.	Rs.	Rs.
104	941	176	142	...	643	..	20	63	1,044	7	1,592	1,576
10,144	10,947	18,112	9,648	20,043	50,955	..	718	1,449	1,03,925	724	1,62,596	2,85,437
25,405	1,46,900	19,181	17,695	3,889	65,605	..	2,136	6,029	1,17,736	767	2,65,403	5,93,889
2,230	32,474	10,121	5,651	...	36,720	—8	401	3,755	56,652	405	89,531	—11,416
4	349	122	65	...	486	..	5	4	692	5	1,035	—522
126	1,107	350	186	...	1,381	..	14	18	1,949	14	3,070	3,804
74	1,150	397	212	...	1,569	..	16	21	2,215	16	3,421	—567
85,547	6,69,995	1,44,208	1,02,012	65,553	5,02,511	157	13,893	22,590	8,51,324	5,910	15,27,220	14,92,433
86,706	6,71,188	1,44,284	1,02,028	66,376	5,03,554	157	13,954	22,990	8,53,343	5,929	15,30,460	15,03,879

S. K. MEHTA,
Assistant Accounts Officer.

STATEMENT
*Statement showing the Financial Results of Irrigation, Navigation,
 Sind for, and up to*

1 Serial Number.	2 Name of work.	GENERAL FINANCIAL RESULTS TO END OF						
		Mileage in operation.		5 Estimated cost of construction (direct and indirect).	6a Date of completion of work.	6b Date when system first came into operation.	7 Total capital outlay (direct and indirect).	8 Accumulated arrears of interest.
		3 Main canals and branches.	4 Distributaries.					
	A.—IRRIGATION WORKS.	Miles.	Miles.	Rs.	Date.	Date.	Rs.	Rs.
	PRODUCTIVE.							
	<i>Deccan and Gujarat.</i>							
1	Gadikeri Tank,	1.50	16,918	1881-82	1882-83	16,918	..
2	Mavinkop do.	2.79	33,504	1881-82	1882-83	33,504	.. 3,120
3	Shahada Channel ..	20.52	1.12	1,07,547	1921-22	1922-23	1,07,547	..
	Total, Productive ..	20.52	5.41	1,57,969	1,57,969	3,120
	UNPRODUCTIVE.							
	<i>Deccan and Gujarat.</i>							
4	Hathmati and Khari Cut Canals	60.00	82.50	13,18,729	1883-84	1873-74	13,18,729	12,17,514
5	Wangroli Tank ..	17.26	..	2,93,295	1908-09	1904-05	2,93,295	2,29,752
6	Tranza Nagrama Tanks ..	7.60	..	2,80,635	1909-10	1904-05	2,80,635	2,30,490
7	Savli Tank ..	8.35	1.32	2,55,210	1909-10	1908-09	2,55,210	2,29,731
8	Sahiat do. ..	9.25	1.79	1,84,029	1911-12	1910-11	1,84,029	1,90,216
9	Futelao do. ..	3.99	..	1,16,461	1916-17	1915-16	1,16,461	60,618
10	Lower Panjhra River Works	45.00	4,68,621	1894-95	1851-52	4,68,621	4,81,172
11	Hartala Tank ..	39.00	75.00	73,382	1886-87	1872-73	73,382	75,765
12	Mhaswa do.	7.00	1,38,956	1886-87	1877-78	1,38,956	2,52,667
13	Jamda Canals	5.50	10,51,360	1901-02	1870-71	10,51,360	24,57,718
14	Bhatodi Tank ..	4.50	4.62	3,79,707	1891-92	1871-72	3,79,707	7,06,400
15	Ekrak do. ..	48.00	1.68	13,40,386	1890-91	1872-73	13,40,386	8,95,512
16	Koregaon do. ..	3.75	..	39,189	1891-92	1868-69	39,189	93,187
17	Ashti Tank ..	27.50	3.15	8,41,708	1892-93	1881-82	8,41,708	10,86,407
18	Pathri do. ..	4.66	3.33	6,42,846	1908-09	1906-07	6,42,846	4,51,181
19	Krishna Canal ..	63.87	..	9,52,050	1891-92	1869-70	9,49,807	5,31,870
20	Mhaswad Tank ..	66.25	43.36	20,96,016	1900-01	1884-85	20,96,016	26,08,000
21	Revani do. ..	10.25	..	59,811	1892-93	1865-66	59,811	50,355
22	Upper Man River Works ..	17.50	6.50	4,39,286	1891-92	1872-73	4,39,286	8,25,573
23	Yerla River Irrigation Works..	33.33	4.00	7,81,508	1894-95	1869-70	7,81,508	11,75,471
24	Chikhli Canal ..	6.50	..	57,442	1882-83	1870-71	57,442	1,10,442
25	Maini Tank ..	9.25	7.58	4,96,330	1891-92	1875-76	4,96,330	7,20,980
26	Muchkundi Tank..	5.50	2.25	1,58,707	1890-91	1884-85	1,58,707	2,37,448
27	Golak Canal, First Section and Storage Works ..	16.13	35.43	14,68,739	1896-97	1884-85	14,68,739	5,14,072
28	Dambal Tank	3.27	63,980	1885-86	1880-81	63,980	77,385

* Interest calculated at the average rates : on capital outlay to end of 1916-17

II-C.

Embankment and Drainage Works in the Bombay Presidency excluding the end of, 1926-27.

1926-27.		FINANCIAL RESULTS OF THE YEAR 1926-27.										
9	surplus											
Accumulated	sum-at-charge											
revenues.	(column 7 + column 8),	Gross receipts (direct and indirect),	Working expenses (direct and indirect),	Net Revenue.	Percentage on outlay, column 7,	Percentage on sum-at-charge, column 10,	Interest.*	Net profit.	Net loss.	Area irrigated.	Percentage of working expenses to receipts (column 12 to column 11),	
10	10	11	12	13	14	15	16	17	18	19	20	
Rs.	Rs.	Rs.	Rs.	Rs.	Per cent.	Per cent.	Rs.	Rs.	Rs.	Acres.	Per cent.	
52,175	16,918	2,356	334	1,072	11.66	11.66	544	1,428	..	407	16.30	
11,364	36,624	1,730	324	1,406	4.20	3.84	1,004	402	..	572	18.73	
	1,07,547	10,590	2,522	8,068	7.50	7.50	4,125	3,94	..	2,065	23.81	
63,539	1,61,039	14,676	3,230	11,446	7.25	7.11	5,673	5,773	..	3,044	22.01	
..	25,36,243	23,554	59,414	-35,860	41,415	..	77,275	9,295	252.25	
..	5,23,047	4,170	7,320	-3,150	8,146	..	11,296	1,997	175.54	
..	5,11,125	854	1,993	-1,139	7,915	..	9,054	157	233.37	
..	4,84,941	2,795	5,643	-2,847	7,787	..	10,634	2,583	201.82	
..	3,74,245	1,539	4,371	-2,832	5,269	..	8,101	891	284.02	
..	1,77,079	141	1,304	-1,163	3,570	..	4,733	65	924.82	
..	9,49,793	23,261	8,295	14,966	3.19	1.59	14,810	156	..	2,086	35.66	
..	1,49,147	697	872	-175	1,594	..	1,769	16	125.11	
..	3,91,623	3,848	1,764	2,084	1.50	0.53	4,282	..	2,198	627	45.84	
..	35,09,078	11,374	9,840	1,534	0.15	0.04	33,521	..	31,987	1,039	86.51	
..	10,86,107	6,986	3,894	3,092	0.81	0.28	11,727	..	8,635	499	55.74	
..	22,35,898	1,34,545	19,621	1,14,924	8.57	5.14	40,837	74,087	..	3,692	14.58	
..	1,32,376	2,010	3,322	-1,312	1,261	..	2,573	359	165.27	
..	19,23,115	25,240	8,587	16,653	1.98	0.86	25,481	..	8,828	4,198	34.02	
..	10,94,027	11,288	3,933	7,355	1.14	0.67	20,876	..	13,521	1,179	34.84	
..	14,81,677	77,179	23,677	53,502	5.63	3.61	29,988	23,514	..	6,938	30.68	
..	47,04,016	62,235	23,458	38,777	1.85	0.82	66,688	..	27,911	5,282	37.69	
..	1,10,166	338	1,539	-1,201	1,888	..	3,089	523	455.33	
..	12,64,859	612	7,312	-6,700	13,827	..	20,527	1,019	1,194.77	
..	19,56,979	35,538	29,953	5,585	0.71	0.29	24,836	..	19,251	4,864	84.28	
..	1,67,884	605	767	-162	1,789	..	1,951	385	126.77	
..	12,17,310	16,734	5,406	11,328	2.28	0.93	15,842	..	4,514	1,700	32.31	
..	3,93,155	5,248	3,155	2,093	1.32	0.53	4,663	..	2,570	..	60.12	
..	19,82,811	97,464	20,953	76,511	5.21	3.86	47,548	28,963	..	12,244	21.49	
..	1,41,355	4,340	678	3,662	5.72	2.58	2,023	1,639	..	155	15.62	

at 3.3252 per cent; on capital outlay from 1917-18 at 5.64 per cent.

STATEMENT

1 Serial Number	2 Name of work.	GENERAL FINANCIAL RESULTS TO END OF						
		Mileage in operation.		5 Estimated cost of construction (direct and indirect).	6a Date of completion of work.	6b Date when system first came into operation.	7. Total capital outlay (direct and indirect).	8 Accumulated arrears of interest.
		3 Main canals and branches.	4 Distributaries.					
		Miles.	Miles.	Rs.	Date	Date.	Rs.	Rs.
	A.—IRRIGATION WORKS— <i>concd.</i> UNPRODUCTIVE— <i>concd.</i> <i>Deccan and Gujarat—concd.</i>							
29	Medleri Tank	5.64	81,392	1887-88	1884-85	81,392	1,52,662
30	Madag do.	19.00	..	1,67,598	1888-89	1866-67	1,67,598	3,51,383
31	Asundi do.	4.86	74,995	1889-90	1884-85	74,995	1,11,151
32	Dharma Canal	19.00	12.00	97,832	1921-22	1913-14	97,832	68,016
33	Kadwa River Works ..	24.12	13.92	10,35,876	1907-08	1868-69	10,35,876	13,00,704
34	Chankapur Tank	18.61	20.80	20,56,431	1909-10	1909-10	20,56,431	13,52,923
35	Pravara River Works ..	103.12	148.37	1,50,36,408	1926-27	1909-10	1,50,36,408	66,56,940
36	Godavari Canal	117.00	112.00	1,03,09,315	1915-16	1911-12	1,03,09,941	31,89,298
37	Parsul Tank	4.75	2,18,946	1894-95	1889-90	2,14,995	2,59,890
38	Mutha Canal including Matoba Tank ..	88.00	84.00	65,52,515	1896-97	1874-75	65,50,461	39,00,737
39	Nira Left Bank Canal and Shetphal Tank ..	100.25	145.54	1,03,15,215	1893-99	1885-86	1,10,56,697	4,55,171
40	Nira Right Bank Canal ..	136.50	77.00	5,83,07,259	Not complete.	1924-2	3,52,27,019	1,13,30,803
41	Kasurdi Tank	1.75	45,590	1877-78	1869-70	45,590	1,18,602
42	Shirsuphal Tank	12.50	2,24,568	1893-94	1879-80	2,24,568	3,43,839
43	Bhadalwadi do.	9.75	2,27,422	1890-91	1881-82	2,27,422	3,28,260
44	Budhihal do.	14,54,620	Not complete.	..	5,11,242	3,66,143
45	Golak Canal Survey	67,865	1,03,509	23,234
46	Victoria Tank	4,61,003	..	Under construction.	66,564	44,455
47	Suki River	15,524	7,945
48	Golak Canal, second section..	1,91,995	Work in abeyance.	..	1,90,284	3,25,701
	Total, Unproductive ..	1,078.04	986.16	12,09,25,227	9,72,93,488	4,62,17,683
	Grand Total	1,093.56	991.57	12,10,83,196	9,74,48,457	4,62,20,803

(a) The Lakh Canal, the Pravara Left Bank Canal and the Mahadgi Tank have been.
* Interest calculated at average rates : on capital outlay to end of 1916-17.

II-C—*contd.*

1926-27.		FINANCIAL RESULTS OF THE YEAR 1926-27.									
9	10	11	12	13	14	15	16	17	18	19	20
Accumulated revenues.	Total sum-at-charge (column 7 + column 8).	Gross receipts (direct and indirect).	Working expenses (direct and indirect).	Net Revenue.	Percentage on outlay, column 7.	Percentage on sum-at-charge, column 10.	Interest.*	Net profit.	Net loss.	Area irrigated.	Percentage of working ex- penses to receipts (column 12 to column 11).
Ra.	Rs.	Rs.	Rs.	Rs.	Per cent.	Per cent.	Rs.	Rs.	Rs.	Acres.	Per cent.
..	2,34,054	521	2,566	-2,045	2,605	..	4,658	35	492.57
..	5,18,984	5,774	1,981	3,793	2.26	0.73	5,362	..	1,569	423	34.19
..	1,86,146	1,280	1,229	51	0.07	0.03	2,020	..	1,969	318	92.89
..	1,85,848	46	1,658	-1,642	3,406	..	5,048	5,672	3,669.56
..	23,36,580	47,112	61,902	-14,790	32,403	..	47,193	4,758	139.39
..	34,09,254	46,324	37,495	8,829	0.43	0.26	69,497	..	60,668	10,905	80.94
..	2,16,93,348	5,40,463	3,03,234	2,37,229	1.53	1.09	6,44,482	..	4,07,253	32,008	56.13
..	1,34,19,239	4,26,297	3,33,015	93,282	0.90	0.69	3,32,790	..	2,39,508	25,595	78.08
..	4,74,835	3,568	1,992	1,576	0.73	0.33	6,917	..	5,341	938	55.83
..	1,04,51,198	4,48,033	1,62,596	2,65,437	4.36	2.73	2,07,896	77,541	..	18,562	26.29
..	1,15,11,868	8,59,392	2,63,403	5,93,889	5.37	5.16	4,31,537	1,62,352	..	78,170	30.86
..	4,65,57,822	78,115	89,531	-11,416	16,36,908	..	16,48,324	26,558	114.61
..	1,64,192	514	1,036	-522	1,357	..	1,879	9	201.56
..	5,68,407	6,374	3,070	3,804	1.69	0.67	7,056	..	3,252	828	44.66
..	5,55,632	2,854	3,421	-567	7,087	..	7,654	1,240	119.87
..	8,77,385	16,415	..	16,415
..	1,26,743	5,576	..	5,576
..	1,11,015	2,263	..	2,263
..	23,46	503	..	503
..	5,15,985	5,863	..	5,863
..	14,35,03,171	30,19,663	15,27,230	14,92,433	1.53	1.04	38,59,526	..	23,67,092	2,69,126	50.58
63,539	14,36,69,260	30,34,339	15,30,450	15,03,879	1.54	1.05	33,65,199	..	23,61,320	2,72,170	50.44

amalgamated with the Pravara River Works Project during the year 1926-27.
at 3.3252 per cent; on capital outlay from 1917-18 at 5.64 per cent.

S. K. MEHTA,
Assistant Accounts Officer.

STATEMENT

Demands and Realizations during the Year

IRRIGATION WORKS.		Balance of demands unrealized at commencement of year (6).	Demands of	
			Rabi, 1925-1926.	Kharif, 1926-1927.
1		2	3	4
WORKS FOR WHICH CAPITAL ACCOUNTS ARE KEPT.		Rs.	Rs.	Rs.
PRODUCTIVE.				
<i>Works in operation.</i>				
1	Gadikeri Tank
2	Mavinkop Tank
3	Shahada Channel	3,732	708
Total, Productive	3,732	708
UNPRODUCTIVE.				
<i>Works in operation.</i>				
4	Hathmati and Khari Cut Canals ..	5,933	10	37,194
5	Wangroli Tank	945	5,006
6	Tranza Nagram Tanks	7	315
7	Savli Tank	6,075
8	Sahiat Tank	281	786
9	Futelao Tank	93
10	Lower Panjhra River Works ..	150	(d) 5,645	(d) 6,403
11	Hartala Tank
12	Mhaswa Tank	1,347	134
13	Jamda Canals	54	2,533	2,943
14	Bhatodi Tank	1,586	3,491	757
15	Ekrak Tank	12,543	14,436	11,374
16	Koregaon Tank	1,706
17	Ashti Tank	3,714	14,579	11,742

III-C

1926-1927 in the Bombay Presidency, excluding Sind.

the year (a)		Total including balance at commence- ment of year.	Deduct— Remissions not including Cash Refunds.	Net Total.	Deduct— Amount unrealised at close of year.	Actual realizations of the year. (c)
Miscel- laneous Receipts.	Total.					
5	6	7	8	9	10	11
Rs.	Rs.	Rs.	Rs.	Rs.	Rs.	Rs.
....
....
20	4,460	4,460	4,460	4,460
20	4,460	4,460	4,460	4,460
8,931	46,135	52,068	259	51,809	28,176	23,633
1,151	6,157	7,102	7,102	2,928	4,174
844	1,166	1,166	1,166	312	854
1,462	7,537	7,537	7,537	4,741	2,796
1,109	1,895	2,176	2,176	637	1,539
126	126	219	219	73	141
2,160	14,203	14,358	3	14,355	49	14,306
697	697	697	697	697
2,404	3,885	3,885	3,885	37	3,848
6,562	12,038	12,092	12,092	698	11,394
3,291	7,539	9,125	9,125	3,424	5,701
1,07,177	1,32,987	1,45,535	41	1,45,494	10,932	1,34,562
304	2,010	2,010	2,010	2,010
3,558	29,879	33,593	33,593	8,313	25,280

STATEMENT

	IRRIGATION WORKS.	Balance of demands unrealized at commencement of year (b).	Demands of	
			Rabi, 1925-1926.	Kharif, 1926-1927.
1		2	3	4
	WORKS FOR WHICH CAPITAL ACCOUNTS ARE KEPT—contd.	Rs.	Rs.	Rs.
	UNPRODUCTIVE—contd.			
	Works in operation—contd.			
18	Pathri Tank	— 10	5,444	21
19	Krishnas Canal	48,732	36,985	22,225
20	Mhaswad Tank	2,648	40,988
21	Rewari Canal	5	271	20
22	Upper Man River Works	610
23	Yerla River Irrigation Works	18,585	16,174	77
24	Chikhli Canal	125	388	150
25	Maini Tank	7,903	8,478
26	Muchkundi Tank	105
27	Gokak Canal First Section and Storage Works	10,808	40,933	42,136
28	Dambal Tank	896	1,566	68
29	Medleri Tank	83	25	523
30	Madag Tank	4,815	739	1,365
31	Asundi Tank	599	241	254
32	Dharma Canal	5,355	2,224
33	Kadwa River Works	26,125	12,286	28,704
34	Chankapur Tank	28	16,141	31,007
35	Godavari Canals	4,63,301	1,41,251	4,40,789
36	Pravara River Works	4,16,150	1,57,932	5,32,325
37	Parsul Tank	2,846	1,935
38	Mutha Canal including Mathoba Tank	1,09,699	48,186	1,98,909
39	Nira Left Bank Canal and Shetphal Tank,	49,199	2,79,003	7,03,341

III-C—*contd.*

the year (a).		Total including balance at commence- ment of year.	Deduct— Remissions not including Cash Refunds.	Net Total.	Deduct— Amount unrealized at close of year.	Actual realizations of the year (c).
Miscel- laneous Receipts.	Total.					
5	6	7	8	9	10	11
Rs.	Rs.	Rs.	Rs.	Rs.	Rs.	Rs.
7,511	12,976	12,966	12,966	1,678	11,288
373	59,583	1,08,315	1,08,315	28,728	79,587
23,728	64,716	67,364	15	67,349	5,026	62,323
104	395	400	400	8	392
122	732	732	732	732
697	16,948	35,533	35,533	—5	35,538
55	593	718	718	56	662
355	8,833	16,736	16,736	16,736
5,249	5,249	5,354	5,354	105	5,249
21,445	1,04,514	1,15,322	29	1,15,293	16,079	99,214
2,975	4,609	5,505	5,505	2,081	3,424
251	799	882	882	361	521
223	2,327	7,142	10	7,132	1,358	5,774
26	521	1,120	1,120	527	593
4	2,228	7,583	7,583	5,135	2,448
2,925	43,915	70,040	8	70,032	23,513	46,519
1,174	48,322	48,350	63	48,287	1,951	46,336
52,793	6,34,833	10,98,134	9,123	10,89,011	6,62,519	4,26,492
9,282	6,99,539	11,15,689	658	11,15,031	5,74,456	5,40,575
119	4,900	4,900	4,900	1,332	3,568
1,07,376	3,54,471	4,64,170	4,64,170	16,144	4,48,026
10,653	9,92,997	10,42,196	251	10,41,945	1,81,869	8,60,076

STATEMENT

IRRIGATION WORKS.	Balance of demands unrealized at commencement of year (b).	Demands of	
		Rabi, 1925-26.	Kharif, 1926-27.
1	2	3	4
WORKS FOR WHICH CAPITAL ACCOUNTS ARE KEPT—concl'd.	Rs.	Rs.	Rs.
UNPRODUCTIVE—concl'd.			
<i>Works in operation—concl'd.</i>			
40 Nira Right Bank Canal	3,213	88,523	280
41 Kasurdi Tank	104	20
42 Shirsuphal Tank..	4,030	184
43 Bhadalwadi Tank	200	2,328	593
Total, Unproductive ..	11,93,868	9,49,226	20,89,879
Grand Total ..	11,93,868	9,52,958	20,90,587

(a) Excluding Irrigation share
 (b) Correct balances now reported by district
 (c) Exclusive of "Refunds of Revenue"
 (d) Exclusive of assessment as

III-C—concl'd.

the year (a).		Total including balance at commence- ment of year.	Deduct— Remissions not including Cash Refunds.	Net Total.	Deduct— Amount unrealized at close of year.	Actual realizations of the year (c).
Miscel- laneous Receipts.	Total.					
5	6	7	8	9	10	11
Rs.	Rs.	Rs.	Rs.	Rs.	Rs.	Rs.
1,601	90,404	93,617	93,617	15,502	78,115
390	514	514	514	514
2,690	6,904	6,904	6,904	30	6,874
378	3,299	3,499	3,499	645	2,854
3,92,275	34,31,380	46,25,248	10,460	46,14,788	15,99,423	30,15,365
3,92,295	34,35,840	46,29,708	10,460	46,19,248	15,99,423	30,19,825

of Land Revenue,
officers in Canal Returns Nos. XI and XII,
and "Indirect Revenue,"
shown in Canal Return No. XIV.

S. K. MEHTA,
Assistant Accounts Officer.

STATEMENT

*Statement showing the Financial Results of Irrigation Works in
based on the assessment of the year. Principal results*

Irrigation Works.	Capital out- lay (direct and indirect) to end of year.	REVENUE			
		Direct			
		Occupier's rate.	Owner's rate.	Planta- tions.	
1	2	3	4	5	
WORKS FOR WHICH CAPITAL ACCOUNTS ARE KEPT.		Rs.	Rs.	Rs.	Rs.
PRODUCTIVE.					
<i>Works in Operation.</i>					
1 Gadikeri Tank	16,918	
2 Mavinkop do.	33,504	
3 Shahāda Channel	1,07,547	6,678	
Total, Productive ..	1,57,969	-6,678	
UNPRODUCTIVE.					
<i>Works in Operation.</i>					
4 Hathmati and Khari Cut Canals ..	13,18,729	45,158	
5 Wangroli Tank	2,93,295	8,189	
6 Tranza Nagrama Tanks	2,80,635	492	
7 Savli Tank	2,55,210	8,407	
8 Sahiat do.	1,84,029	3,348	
9 Futelao do.	1,16,461	162	
10 Lower Panjhra River Works	4,68,621	12,547	..	15	
11 Hartala Tank	73,382	48	
12 Mhaswa do.	1,38,956	1,974	..	98	
13 Jamda Canals	10,51,300	4,873	..	5,593	
14 Bhatodi Tank	3,79,707	2,827	..	43	
15 Ekruk do.	13,40,386	29,059	

(a) No percentage is calculated as the net

IV-C.

the Bombay Presidency excluding Sind for the year 1926-27, and operations for the year ended 31st March 1927.

ASSESSED DURING THE YEAR.						Working expenses, direct and indirect.	Net assessed Revenue of the year.	Percent- age on Capital outlay to end of year.
assessed Revenue.				Indirect Revenue (Land Revenue due to operation of Canal).	Grand Total.			
Water- power.	Naviga- tion.	Miscella- neous.	Total.					
6	7	8	9	10	11	12	13	14
Rs.	Rs.	Rs.	Rs.	Rs.	Rs.	Rs.	Rs.	
..	2,356	2,356	384	1,972	11.66
..	1,730	1,730	324	1,406	4.20
..	..	20	6,698	6,160	12,858	2,522	10,336	9.61
..	..	20	6,698	10,246	16,944	3,230	13,714	8.68
..	..	8,931	54,089	...	54,089	59,414	-5,325	(a)
..	..	1,151	9,340	...	9,340	7,320	2,020	0.69
..	..	844	1,336	...	1,336	1,993	-657	(a)
..	..	1,462	9,869	...	9,869	5,643	4,226	1.66
..	..	1,109	4,457	...	4,457	4,371	86	0.05
..	..	126	288	...	288	1,304	-1,016	(a)
..	..	2,145	14,707	8,955	23,662	8,295	15,367	3.28
..	..	697	745	...	745	872	-127	(a)
..	..	2,306	4,378	...	4,378	1,764	2,614	1.88
..	..	969	11,435	...	11,435	9,840	1,595	0.15
..	..	3,248	6,118	1,285	7,403	3,894	3,509	0.92
..	..	1,07,177	1,36,236	...	1,36,236	19,621	1,16,615	8.70

revenue against the work is a minus figure.

STATEMENT

Irrigation Works.		Capital out- lay (direct and indirect) to end of year.	REVENUE		
			Direct		
			Occupier's rate.	Owner's rate.	Planta- tions.
1		2	3	4	5
	WORKS FOR WHICH CAPITAL ACCOUNTS ARE KEPT— <i>contd.</i>	Rs.	Rs.	Rs.	Rs.
	UNPRODUCTIVE— <i>contd.</i>				
	<i>Works in Operation—contd.</i>				
16	Koregaon Tank	39,189	1,798
17	Ashti do.	8,41,708	27,918	..	2,150
18	Pathri do.	6,42,846	5,558
19	Krishna Canal	9,49,807	50,415
20	Mhaswad Tank	20,96,016	32,619	..	2,485
21	Rewari Canal	59,811	2,309
22	Upper Man River Works	4,39,286	4,511
23	Yerla River Irrigation Works	7,81,508	22,148
24	Chikhli Canal	57,442	1,539
25	Maini Tank	4,96,330	6,380
26	Muchkundi Tank	1,58,707
27	Gokak Canal, First Section, and Storage Works	14,68,739	80,136
28	Dambal Tank	63,980	89
29	Medleri do.	81,392	523
30	Madag do.	1,67,598	1,923
31	Asundi do.	74,995	824
32	Dharma Canal	97,832	2,224
33	Kadwa River Works	10,35,876	40,684	..	309
34	Chankapur Tank	20,56,431	54,736	..	220
35	Godavari Canals	1,03,09,941	4,96,104	..	2,624
36	Pravara River Works	1,50,36,408	6,49,746	..	4,541

(a) No percentage is calculated as the net

IV-C—contd.

ASSESSED DURING THE YEAR.								
assessed Revenue.				Indirect Revenue (Land Revenue due to operation of Canal).	Grand Total.	Working expenses, direct and indirect.	Net assessed Revenue of the year.	Percentage on Capital outlay to end of year.
Water-power.	Navigation.	Miscellaneous.	Total.					
6	7	8	9	10	11	12	13	14
Rs.	Rs.	Rs.	Rs.	Rs.	Rs.	Rs.	Rs.	
..	..	304	2,102	...	2,102	3,322	-1,220	(a)
..	..	1,408	31,476	...	31,476	8,587	22,889	2.72
..	..	7,511	13,069	...	13,069	3,933	9,136	1.42
..	..	373	50,788	...	50,788	23,677	27,111	2.85
..	..	21,243	56,347	...	56,347	23,458	32,889	1.57
..	..	104	2,413	...	2,413	1,539	874	1.46
..	..	122	4,633	...	4,633	7,312	-2,679	(a)
..	..	697	22,845	...	22,845	29,953	-7,108	(a)
..	..	55	1,594	...	1,594	767	827	1.44
..	..	355	6,735	...	6,735	5,406	1,329	0.27
..	..	5,249	5,249	...	5,249	3,155	2,094	1.32
14,313	..	7,132	1,01,581	...	1,01,581	20,953	80,628	5.49
..	..	2,975	3,064	916	3,980	678	3,302	5.16
..	..	251	774	...	774	2,566	-1,792	(a)
..	..	223	2,146	...	2,146	1,981	165	0.10
..	..	26	850	687	1,537	1,229	308	0.41
..	..	4	2,228	-2,391	-163	1,688	-1,851	(a)
..	..	2,616	43,609	594	44,203	61,502	-17,699	(a)
..	..	954	55,910	...	55,910	37,495	18,415	0.90
..	5	50,164	5,48,897	...	5,48,897	3,33,015	2,15,882	2.09
..	..	4,741	6,59,028	76	6,59,104	3,03,234	3,55,870	2.37

revenue against the work is a minus figure.

STATEMENT

Irrigation Works.	Capital outlay (direct and indirect) to end of year.	REVENUE		
		Direct		
		Occupier's rate.	Owner's rate.	Plantations.
1	2	3	4	5
WORKS FOR WHICH CAPITAL ACCOUNTS ARE KEPT—concl'd.	Rs.	Rs.	Rs.	Rs.
UNPRODUCTIVE—concl'd.				
<i>Works in Operation</i> —concl'd.				
37 Parsul Tank	2,14,995	2,862
38 Mutha Canal including Matoba Tank ..	65,50,461	2,59,158	..	113
39 Nira Left Bank Canal and Shetphal Tank ..	1,10,56,697	10,81,587	..	841
40 Nira Right Bank Canal	3,52,27,019	1,89,163
41 Kasurdi Tank	45,590	20
42 Shirsuphal Tank	2,24,568	3,753
43 Bhadalwadi do.	2,27,422	6,319
Total, Unproductive ..	9,64,03,365	31,42,230	..	19,032
Grand Total ..	9,65,61,334	31,48,908	..	19,032

(a) No percentage is calculated as the net

IV-C—concl'd.

ASSESSED DURING THE YEAR.						Working expenses, direct and indirect.	Net assessed Revenue of the year.	Percentage on Capital outlay to end of year.
assessed Revenue.				Indirect Revenue (Land Revenue due to operation of Canal).	Grand Total.			
Water-power.	Naviga-tion.	Miscella-neous.	Total.					
6	7	8	9	10	11	12	13	14
Rs.	Rs.	Rs.	Rs.	Rs.	Rs.	Rs.	Rs.	
..	..	119	3,081	...	3,081	1,992	1,089	0.51
..	1,040	1,06,223	3,66,534	52	3,66,586	1,62,596	2,03,990	3.11
..	..	9,812	10,92,240	...	10,92,240	2,65,403	8,26,837	7.48
..	..	1,601	1,90,764	...	1,90,764	89,531	1,01,233	0.29
..	..	390	410	...	410	1,036	—626	(a)
..	..	2,690	6,443	...	6,443	3,070	3,373	1.50
..	...	378	6,697	...	6,697	3,421	3,276	1.44
14,313	1,045	3,57,885	35,34,505	10,174	35,44,679	15,27,230	20,17,449	2.09
14,313	1,045	3,57,905	35,41,203	20,420	35,61,623	15,30,460	20,31,163	2.10

revenue against the work is a minus figure.

S. K. MEHTA,
Assistant Accounts Officer.

STATEMENT

Statement of Area irrigated by Irrigation Works in the Bombay

No.	Name of work.	Area irrigated in acres.					Double cropped.	
		Kharif.	Rabi.	Total.	Flow.	Lift.	Area irrigated.	Percentage of total area.
1	2	3	4	5	6	7	8	9
	WORKS FOR WHICH CAPITAL AND REVENUE ACCOUNTS ARE KEPT.							
	PRODUCTIVE.							
1	Gadikeri Tank	*407	..	*407	*407
2	Mavinkop Tank	*572	..	*572	*572
3	Shahada channel	{ *662 109	*360 934	*1,022 1,043	*1,022 1,043
	Total, Productive ..	{ 109 *1,641	934 *360	{ 1,043 *2,001	1,043 *2,001
	UNPRODUCTIVE.							
4	Hathmati and Khari Cut Canals ..	{ 79 5,477	3,462 (7)268	3,541 5,745	3,522 5,509	19 236
5	Wangroli Tank	1,000	997	1,997	1,563	434
6	Tranza-Nagrama Tanks	82	76	158	140	18
7	Savli Tank	1,405	1,088	2,583	1,560	1,023
8	Sahiat Tank	199	691	890	785	105
9	Futelao Tank	65	65	65
10	Lower Panjhra River Works ..	{ *1,184 236	*97 569	*1,281 805	*1,281 805	..	134	10.4
11	Hartala Tank	16	16	16
12	Mhasva Tank	22	605	627	624	3
13	Jamda Canals	433	606	1,039	1,039
14	Bhatodi Tank	92	407	499	484	15	45	9.0
15	Ekruk Tank	1,140	2,552	3,692	3,557	135
16	Koregaon Tank	369	369	365	4
17	Ashti Tank	1,053	3,145	4,198	4,189	9
18	Pathri Tank	3	1,176	1,179	1,106	73
19	Krishna Canal	2,636	4,302	6,938	6,083	855	93	0.13
20	Mhaswad Tank	(4,754) 5,282	5,282	5,282
21	Revani Canal	7	516	523	522	1	20	3.82
22	Upper Man River Works	1,019	1,019	1,018	1
23	Yerla River Irrigation Works ..	33	4,831	4,864	4,790	74

I-E.

Presidency, excluding Sind, during the year 1926-27.

Average discharges, cubic feet per second.				Area irrigated per cubic foot per second.				Base to which the duties of water are calculated.	
At Head.		Utilized.		Discharged at Head.		Utilized.		Kharif.	Rabi.
Kharif.	Rabi.	Kharif.	Rabi.	Kharif.	Rabi.	Kharif.	Rabi.		
10	11	12	13	14	15	16	17	18	19
1'09	1'69	1'09	1'69	16th January to 15th October.	16th October to 15th January.
..	Do.	Do.
1'04	6'72	1'04	6'72	741	192	741	192	15th February to 14th October.	15th October to 14th February.
..		
188 65	65 ..	19 65	65 ..	0'42 84'26	53'26 ..	8'73 84'26	53'26 ..	15th June to 15th November.	16th November to 14th February.
33'96	52'96	33'96	52'96	29'44	18'82	29'44	18'82	Do.	Do.
3'58	4'15	3'58	4'15	22'90	18'31	22'90	18'31	Do.	Do.
73'96	16'25	73'96	16'25	20'21	66'95	20'21	66'95	Do.	Do.
15'25	33'28	15'25	33'28	13'04	20'76	13'04	20'76	Do.	Do.
..	2'04	..	2'04	..	31'86	..	31'86	Do.	Do.
2'44	6'50	2'44	6'50	582	102	582	102	15th February to 14th October.	15th October to 14th February.
0'00	0'05	0'00	0'05	..	302	..	302	Do.	Do.
0'22	4'44	0'22	4'44	100	138	100	138	Do.	Do.
19'91	40'48	19'91	40'48	22	18	22	18	Do.	Do.
0'17	1'50	0'17	1'50	541	271	541	271	15th June to 14th October.	15th October to 14th February.
6'93	14'43	2'21	9'81	164	213	516	313	15th February to 14th October.	Do.
..	2'94	..	2'94	..	126	..	126	Do.	Do.
3'11	21'39	3'11	21'39	339	196	339	196	Do.	Do.
..	6'39	..	6'39	..	184	..	184	Do.	Do.
26'72	70'03	26'72	70'03	98	103	98	103	16th February to 15th October.	16th October to 15th February.
..	79	..	79	..	(c) 60	..	(c) 60	15th October to 14th February.
4'83	3'11	1'42	3'11	4	166	5	166	16th February to 15th October.	16th October to 15th February.
..	2'52	..	2'52	..	404	..	404	Do.	Do.
..	27'52	..	27'52	..	176	..	176	Do.	Do.

STATEMENT

No.	Name of work.	Area irrigated in acres.					Double cropped.	
		Kharif.	Rabi.	Total.	Flow.	Lift.	Area irrigated.	Percentage of total area.
1	2	3	4	5	6	7	8	9
	WORKS FOR WHICH CAPITAL AND REVENUE ACCOUNTS ARE KEPT—contd. UNPRODUCTIVE—contd.							
24	Chikhli Canal	69	320	389	378	11
25	Maini Tank	1,701	1,701	1,683	18
26	Muchkundi Tank
27	Gokak Canal, First Section and Storage Works.	6,134	6,110	12,244	11,593	651
28	Dambal Tank	{ 10 *144 }	1	{ 11 *144 }	{ 11 *144 }
29	Medleri Tank	35	..	35	33	2
30	Madag Tank	320	103	423	423
31	Asundi Tank	45 { *190 }	83 *190 }	128 *190 }	124 *190 }	4
32	Dharma Canal	{ 445 *5,227 }	..	{ 445 *5,227 }	{ 445 *5,227 }
	Waghad Tank
	Palkhed Canal	{ (2,287) 1,534 }	(1,170) 1,039 }	2,573	2,539	34	43	1'67
33	Kadwa River Works. { Ojhar-Tambat Canal	{ (1,118) 710 }	(1,017) 397 }	1,107	1,107	..	33	2'96
	Wadoli Canal	{ (847) 677 }	(325) 401 }	1,078	1,077	1	2	0'18
34	Girna Left Bank Canal	{ (4,567) 6,390 }	(4,245) 4,515 }	10,905	10,898	7	1,996	18'30
35	Pravara River Works— Pravara Right Bank Canal	{ (5,644) 5,425 }	(6,870) 4,513 }	9,938	9,938	..	285	2'87
	Pravara Left Bank Canal	{ 13,763 14,391 }	(16,657) 7,681 }	22,072	22,059	13	680	3'07
	Lake Beale—Darna Dam	291	157	448	..	448
36	Godavari Right Bank Canal	{ (9,360) 13,052 }	(12,037) 3,588 }	16,640	16,637	3	2,215	13'31
	Godavari Left Bank Canal	{ (5,422) 7,940 }	(7,397) 1,867 }	9,807	9,807	..	136	1'39
37	Parsul Tank	{ (729) 744 }	(173) 195 }	939	939	..	10	1'07
	Mutha Canals	{ (12,692) 12,021 }	(6,734) 2,912 }	14,933 1128	14,680	253	173	1'16
38	Matoba Tank	{ (1,086) 991 }	(2,629) 2,609 }	3,600	3,600	..	5	0'14
	Nira Left Bank Canal	{ 34,925 35,220 }	(53,177) 34,544 }	69,764	68,781	983	4,750	6'81
39	Shetphal Tank	{ (7,164) 4,422 }	(4,798) 3,984 }	8,406	8,396	10	1,271	15'12

I-E—contd.

Average discharges cubic feet per second.				Area irrigated per cubic foot per second.				Base to which the duties of water are calculated.	
At Head.		Utilized,		Discharged at Head.		Utilized.		Kharif.	Rabi.
Kharif.	Rabi.	Kharif.	Rabi.	Kharif.	Rabi.	Kharif.	Rabi.		
10	11	12	13	14	15	16	17	18	19
2'20	7'91	2'20	7'91	31	40	31	40	16th February to 15th October.	16th October to 15th February.
..	12'65	..	12'65	..	134	..	134	Do.	Do.
..	15th February to 14th October.	15th October to 14th February.
58'66	42'08	58'66	42'08	104'57	145'20	104'57	145'20	Do.	Do.
0'64	0'97	0'64	0'97	240'62	1'03	240'62	1'03	16th January to 15th October.	16th October to 15th January.
3'40	2'61	3'40	2'61	10'29	..	10'29	..	Do.	Do.
4'59	15'64	4'59	15'64	69'72	6'58	69'72	6'58	Do.	Do.
11'90	1'55	1'90	1'55	23'68	176'13	23'68	176'13	Do.	Do.
65'09	16'88	65'09	16'88	87'14	..	87'14	..	Do.	Do.
..	15th June to 14th October.	15th October to 14th February.
25	36	25	36	(c) 91	(c) 33	(c) 91	(c) 33		
9	10	9	10	123	102	123	102		
9	6	9	6	(c) 94	(c) 54	(c) 94	(c) 54		
53	76	53	76	(c) 86	(c) 56	(c) 86	(c) 56	Do.	Do.
87	102	87	102	(c) 65	(c) 67	(c) 65	(c) 67	15th February to 14th October.	15th October to 14th February.
274	287	274	287	(c) 50	(c) 58	(c) 50	(c) 58		
..	Do.	Do.
177	213	177	213	(c) 53	(c) 56	(c) 53	(c) 56	Do.	Do.
93	92	93	92	(c) 58	(c) 80	(c) 58	(c) 80	Do.	Do.
(d) 9	3	(d) 9	3	(d) 81	(d) 59	(d) 81	(d) 59	15th June to 14th October.	Do.
183	129	(h)	(h)	(i) 69	(i) 52	15th February to 14th October.	Do.
(j) 9	16	(j) 9	16	121	164	121	164	15th June to 14th October.	Do.
(b) 400	553	(b) 367	534	(i) 87	(i) 96	(i) 95	(i) 100	Do.	Do.
30	41	30	41	(g) 239	(g) 117	(g) 239	(g) 117	Do.	Do.

STATEMENT

No.	Name of work.	Area irrigated in acres.					Double cropped.	
		Kharif.	Rabi.	Total.	Flow.	Lift.	Area irrigated.	Percentage of total area.
1	2	3	4	5	6	7	8	9
	WORKS FOR WHICH CAPITAL AND REVENUE ACCOUNTS ARE KEPT— <i>concl'd.</i> UNPRODUCTIVE— <i>concl'd.</i>							
40	Nira Right Bank Canal	135	26,423	26,558	26,553	5
41	Kasurdi Tank (k).. ..	9	..	9	9
42	Shirsuphal Tank	65	763	828	828
43	Bhadalwadi Tank	187	1,033	1,240	1,240
	Total, Unproductive ..	125,249	137,001	262,250	256,802	5,448	11,891	4.4
		*6,555	*287	*6,842	*6,842			
	Grand Total, Productive and Unproductive ..	125,358	137,935	263,293	257,845	5,448	11,891	4.3
		*8,196	*647	*8,843	*8,843			

Note.—The bold figures in brackets represent areas actually irrigated during the respective seasons and the duties have during the rabi season are assessed in Kharif papers and *vice versa*. In the rabi season in addition to pure rabi crops the rabi areas.

Note by the Superintending Engineer, Central Circle :—

As perennial and eight months crops are irrigated during the rabi season, in order to obtain the figures of duty for the rabi season are added to areas of rabi in column 4 and the total so obtained is divided by figures of rabi discharges

(b) The difference between the discharges "At head" and "utilized" is due to canal water having been let into

(c) Low duties are due to scattered nature of irrigation.

(d) The low duties are due to much extra absorption as the waterings allowed were mostly first or second waterings

(e) The duties on the Godavari and Pravara canals are low and divergent as the proportion of sugarcane and other

The low duties on the Pravara canals are due to the fact that irrigation is yet under development, and partly due to

(f) Out of the area of 268 acres for rabi, 188 acres were irrigated from water left in tanks and 80 acres were given irrigation cannot therefore be calculated separately.

(g) The high duties on the Shetphal Tank are due to concentration of irrigation on a small channel.

(h) Figures of "utilized" discharge are not available as the quantity let into the Matoba tank could not be accurately Cantonment and also for industrial purposes.

(i) The low duties are due to high proportion of sugarcane and other perennials to the seasonal crops and also to

(j) There was no discharge from these tanks in the hot weather season. The average discharge and duties are therefore during the monsoon and rabi seasons there is no discharge from these tanks for days together due to rainfall and calculating average discharge and duties.

(k) This Tank received a very meagre replenishment just sufficient to issue one watering to a small area during the

*Area under consolidated assessment.

††This represents an area of 28 acres indirectly irrigated by underground percolation from the Mutha Left

‡ Out of 49 cusecs left after giving 139 cusecs to Kari cut and sluices from the total average discharge of 188 been taken to be utilized.

I-E—concl.

Average discharges, cubic feet per second.				Area irrigated per cubic foot per second.				Base to which the duties of water are calculated.	
At Head.		Utilized.		Discharged at Head.		Utilized.		Kharif.	Rabi.
Kharif.	Rabi.	Kharif.	Rabi.	Kharif.	Rabi.	Kharif.	Rabi.		
10	11	12	13	14	15	16	17	18	19
..		
..	15th June to 14th October.	15th October to 14th February.
(j) 3	7	(j) 3	7	(d) 77	(d) 89	(d) 77	(d) 89	Do.	Do.
(j) 7	8	(j) 7	8	(d) 59	(d) 121	(d) 59	(d) 121	Do.	Do.
..		
..		

been calculated on these figures. They differ from those in statement IV-E owing to the fact that certain areas irrigated perennial and eight months crops are irrigated. To obtain correct duties therefore these crops have to be added to

rabi season in columns 15 and 17 the areas of perennial and eight months crops given in statement "G" irrigated in columns 11 and 13. The figures in columns 15 and 17 thus represent areas actually irrigated per cusec. Shetphal tank and run to waste through scouring sluices.

and not for the full period of the season as these tanks received very small replenishment during the year. perennial crops to the seasonal crops is low and divergent.

Large proportion of crops being sugarcane which is scattered over a large tract thus increasing the losses in canals. pre-seasonal waterings for rabi crops before 15th November along with Kharif watering of rice; the supply for rabi

measured. A large quantity of water is besides supplied for drinking and domestic purposes to the Poona City and

excessive percolation in the case of the Mutha canals.

calculated on four months basis. If they were calculated on eight months it would give vitiated results. Even other causes. The actual number of days on which the channels were in flow has therefore been taken for purposes of

monsoon. The tank did not receive replenishment during the rabi season.

Bank Canal.

cusecs at head 40 cusecs are deducted on account of losses through all causes in the canal and thus 9 cusecs only have

STATEMENT

*Statement showing Incidence of Working Expenses and Assessed Water
the year*

No.	Name of work.	Average discharge of the year at canal Head in cubic feet per second.	Water-rate assessed.				
			Occupier's.	Owner's.	Total Direct.	Indirect.	Total Direct and Indirect.
	WORKS FOR WHICH CAPITAL AND REVENUE ACCOUNTS ARE KEPT		Rs.	Rs.	Rs.	Rs.	Rs.
	PRODUCTIVE						
1	Gadikeri Tank	1'29	2,356	2,356
2	Mavinkop Tank	0'23	1,730	1,730
3	Shahada Channel	2'93	6,678	..	6,678	6,160	12,838
	Total, Productive	6,678	..	6,673	10,243	16,924
	UNPRODUCTIVE						
4	Hathmati and Khari Cut Canals .. { 100'00 27'00 }		45,158	..	45,158	..	45,158
5	Wangroli Tank	86'92	8,189	..	8,189	..	8,189
6	Tranza Nagramma Tanks	7'73	492	..	492	..	492
7	Savli Tank	73'96	8,407	..	8,407	..	8,407
8	Sahiat Tank	48'53	3,348	..	3,348	..	3,348
9	Futelao Tank	2'04	162	..	162	..	162
10	Lower Panjhra River Works ..	3'62	12,547	..	12,547	8,955	21,502
11	Hartala Tank	0'02	48	..	48	..	48
12	Mhaeva Tank	1'64	1,974	..	1,974	..	1,974
13	Jamda Canals	26'90	4,873	..	4,873	..	4,873
14	Bhatodi Tank	0'50	2,827	..	2,827	1,285	4,112
15	Ekrak Tank	9'46	29,059	..	29,059	..	29,059
16	Koregaon Tank	2'94	1,798	..	1,798	..	1,798
17	Ashti Tank	9'27	27,918	..	27,918	..	27,918
18	Pathri Tank	6'39	5,558	..	5,558	..	5,558
19	Krishna Canal	38'05	50,415	..	50,415	..	50,415
20	Mhaswad Tank	27'00	32,619	..	32,619	..	32,619
21	Revari Canal	1'83	2,309	..	2,309	..	2,309
22	Upper Man River Works	0'84	4,511	..	4,511	..	4,511
23	Yerla River Irrigation Works ..	9'17	22,148	..	22,148	..	22,148
24	Chikhli Canal	4'10	1,539	..	1,539	..	1,539
25	Maini Tank	4'22	6,380	..	6,380	..	6,380
26	Muchkundi Tank

*Area under

H-E.

Revenue on Canals in the Bombay Presidency, excluding Sind, during 1926-27.

Gross assessed Revenue from all sources.	Working Expenses, Direct and Indirect.	Area irrigated during the year.	Working Expenses.			Occupier's Rate.		Total water-rate, Direct and Indirect.	
			Per cent. on Gross Revenue.	Per acre irrigated.	Per cubic foot per second of discharge at canal Head.	Per acre irrigated	Per cubic foot per second of discharge at canal Head.	Per acre irrigated.	Per cubic foot per second of discharge at canal Head.
Rs.	Rs.	Acres.		Rs.	Rs.	Rs.	Rs.	Rs.	Rs.
2,356	384	407*	16.30	0.94	297.67	5.79	1,826.36
1,730	324	572*	18.73	0.57	1,408.70	3.02	7,521.74
12,858	2,522	{ 1,043 1,022* }	19.51	1.22	860.00	3.23	2,279.18	6.22	4,381.57
16,944	3,230	{ 1,043 2,001* }	19.05	1.06	..	2.19	..	5.35	..
54,089	59,414	9,286	109.84	6.40	467.83	4.67	355.44	4.67	355.44
9,340	7,320	1,997	78.37	3.66	84.22	4.10	94.21	4.10	94.21
1,336	1,993	158	149.17	12.61	257.82	3.11	63.64	3.11	63.64
9,869	5,643	2,583	57.18	2.18	76.29	3.25	113.66	3.25	113.66
4,457	4,371	890	98.04	4.91	90.06	3.76	69.00	3.76	69.00
288	1,304	65	452.77	20.06	639.21	2.49	79.41	2.49	79.41
23,662	8,295	{ 805 1,281* }	35.05	3.97	2,291.43	6.01	3,466.00	10.30	5,939.00
745	872	16	117.04	54.50	43,600.00	3.00	2,667.00	3.00	2,667.00
4,378	1,764	627	40.29	2.81	1,075.60	3.15	1,204.00	3.15	1,204.00
11,435	9,840	1,039	86.05	9.47	365.76	4.69	181.00	4.69	181.00
7,403	3,894	459	52.60	7.80	7,788.00	5.66	5,654.00	8.24	8,224.00
1,36,236	19,621	3,692	14.40	5.31	2,074.10	7.87	3,072.00	7.87	3,072.00
2,102	3,322	369	158.04	9.02	1,123.00	4.87	612.00	4.87	612.00
31,476	8,587	4,198	27.28	2.05	926.32	6.65	3,012.00	6.65	3,012.00
13,069	3,933	1,179	30.08	3.34	615.64	4.71	870.00	4.71	870.00
50,788	23,677	6,938	46.65	3.42	622.00	7.28	1,327.57	7.28	1,327.57
56,347	23,458	5,282	41.63	4.44	868.44	6.18	1,208.11	6.18	1,208.11
2,413	1,539	523	63.78	2.94	840.98	4.41	1,261.75	4.41	1,261.75
4,633	7,312	1,019	157.82	7.17	8,704.75	4.42	5,370.00	4.42	5,370.00
22,845	29,953	4,664	131.11	6.15	3,255.50	4.55	2,415.00	4.55	2,415.00
1,594	767	389	47.74	1.95	185.36	3.96	375.36	3.96	375.36
6,735	5,406	1,701	80.26	3.17	1,281.04	3.75	1,512.00	3.75	1,512.00
5,249	3,155	..	60.12

consolidated assessment

STATEMENT

No.	Name of work.	Average discharge of the year at canal head in cubic feet per second.	Water-rate assessed				
			Occupier's.	Owner's.	Total Direct.	Indirect.	Total Direct and Indirect.
	WORKS FOR WHICH CAPITAL AND REVENUE ACCOUNTS ARE KEPT— <i>concd.</i>		Rs.	Rs.	Rs.	Rs.	Rs.
	UNPRODUCTIVE— <i>concd.</i>						
27	Gokak Canal, 1st Section and Storage Works.	34'57	80,136	..	80,136	..	80,136
28	Dambal Tank	0'75	89	..	89	916	1,005
29	Medleri Tank	3'22	523	..	523	..	523
30	Madag Tank	7'38	1,923	..	1,923	..	1,923
31	Asundi Tank	1'81	824	..	824	687	1,511
32	Dharma Canal	52'94	2,224	..	2,224	— 2,391	— 167
33	Kadwa River Works. { Waghed Tank. Polkhed Canal. Ojhar-Tambat Canal. Waduli Canal..	{ 26'00 9'00 7'00 }	{ 40,684	..	{ 40,684	594	{ 41,278
34	Chankapur Tank—Girna Left Bank Canal.	52'00	54,736	..	54,736	..	54,736
35	Pravara River Works. { Pravara Right Bank Canal.. Pravara Left Bank Canal..	{ 92'00 279'00 }	{ 6,49,746	..	{ 6,49,746	76	{ 6,49,822
36	{ Lake Beale Darna Dam Godavari Right Bank Canal Godavari Left Bank Canal	{ .. 189'00 93'00 }	{ 4,96,104	..	{ 4,96,104	..	{ 4,96,104
37	Parsul Tank	2	2,962	..	2,962	..	2,962
38	{ Mutha Canals and Matoba Tank	{ 165'00 8'00 }	{ 2,59,158	..	{ 2,59,158	52	{ 2,59,210
39	{ Nira Left Bank Canal and Shetphal Tank	{ 452'00 33'00 }	{ 10,81,587	..	{ 10,81,587	..	{ 10,81,587
40	Nira Right Bank Canal	217'00	1,89,163	..	1,89,163	..	1,89,163
41	Kasurdi Tank	‡	20	..	20	..	20
42	Shirsuphal Tank	3'00	3,753	..	3,753	..	3,753
43	Bhadalvadi Tank	4'00	6,319	..	6,319	..	6,319
	Total, unproductive	31,42,230	..	31,42,230	10,174	31,52,404
	Grand total	31,48,908	..	31,48,908	20,420	31,69,328

* Area under

† This represents area indirectly irrigated by

‡ The tank received a very

II-E—concl'd.

Gross assessed Revenue from all sources.	Working Expenses Direct and Indirect.	Area irrigated during the year.	Working Expenses.			Occupier's Rate.		Total water-rate, Direct and Indirect.	
			Per cent. on Gross Revenue.	Per acre irrigated.	Per cubic foot per second of discharge at canal Head.	Per acre irrigated.	Per cubic foot per second of discharge at canal Head.	Per acre irrigated.	Per cubic foot per second of discharge at canal Head.
Rs.	Rs.	Acres.		Rs.	Rs.	Rs.	Rs.	Rs.	Rs.
1,01,581	20,933	12,244	20·06	1·71	606·10	6·54	2,318·08	6·54	2,318·08
3,980	678	{ 11 144* }	17·04	4·37	904·00	0·57	118·67	6·48	1,340·00
774	2,566	35	331·52	73·31	796·89	14·94	162·42	14·94	162·42
2,146	1,981	423	92·31	4·68	268·43	4·55	260·57	4·55	260·57
1,537	1,229	{ 128 190* }	79·96	3·86	679·00	2·59	455·25	4·75	834·80
— 163	1,688	{ 445 5,227* }	..	0·30	31·88	0·39	42·01
44,203	61,902	{ 2,573 1,107 1,078 }	140·04	13·01	1,450·05	8·55	968·66	9·29	982·81
55,910	37,495	10,505	67·06	3·44	721·06	5·02	1,052·61	5·02	1,052·61
6,59,104	3,03,234	{ 9,938 22,072 }	46·07	9·48	817·34	20·29	1,751·33	20·30	1,751·54
5,48,897	3,33,015	{ 448 16,640 9,807 }	60·67	12·38	1,180·90	18·44	1,759·24	18·44	1,759·24
3,081	1,992	939	64·65	2·12	596·00	3·73	..	3·73	..
3,56,586	1,62,596	{ 18,533 28† }	44·36	8·77	951·55	13·96	1,498·02	13·97	1,498·90
10,92,240	2,65,403	78,170	24·50	3·40	547·22	14·00	2,230·07	14·00	2,230·07
1,90,764	89,531	26,558	46·93	3·37	412·60	7·12	871·71	7·12	871·71
410	1,036	9	242·93	115·11	..	2·22	..	2·22	..
6,443	3,070	828	476·48	3·71	1,023·33	4·53	1,251·00	4·53	1,251·00
6,697	3,421	1,240	51·08	2·76	855·22	5·09	1,580·00	5·09	1,580·00
35,44,679	15,27,230	{ 2,62,250 5,842* 28† }	43·09	5·67	..	11·68	..	11·71	..
35,61,623	15,30,460	{ 2,63,293 8,843* 28† }	42·97	5·62	..	11·57	..	11·64	..

consolidated assessment.
underground percolation from the Mutha Left Bank Canal.
meagre replenishment.

STATEMENT III-E.

Statement of Quantity and Value of Crops irrigated in the Bombay Presidency, excluding Sind, during the year 1926-27.

		1		2		3		4		5	
		Gadikeri Tank.		Mavinkop Tank.		Shabada Channel.		Hathmati and Khari Cut Canals.		Wangroli Tank.	
		Area irrigated.	Estimated value.	Area irrigated.	Estimated value.	Area irrigated.	Estimated value.	Area irrigated.	Estimated value.	Area irrigated.	Estimated value.
		Acres.	Rs.	Acres.	Rs.	Acres.	Rs.	Acres.	Rs.	Acres.	Rs.
Gardens and Orchards	Vegetables.	5	625
	Fruits and other trees	37	4,644	2	60
Sugarcane	3	590	1	240
Cereals.	Wheat	690	41,372	291	14,550	201	12,060
	Barley	33	1,650	4	80
	Rice	5,509	5,50,900	985	78,800
	Maize	12	360	2	60	16	160
	Jowar	15	248	43	2,150
	Chino, Ragi, Rala, Wara	2	40
	Bajri
	Miscellaneous
	Gram, Udid, Mug	3,211	1,60,550	594	11,880
	Tur	6	76
Pulses	Peas	8	113
	Groundnut	13	650	2	120
	Miscellaneous	1	10
Fodder Crops.	Fodder	11	541	6	150
	Lucerne, etc.	5	435
Fibres ..	Cotton	147	14,700	12	300
	Ta g (Hemp)
Dyes
Drugs and Narcotics.	Tobacco	14	700
	Bhang
Oil seeds	Mustard, Sesam	2	100
	Linseed, Castor-oil	24	720	5	50

STATEMENT III-E—*contd.*

	1		2		3		4		5	
	Gadikeri Tank.		Mavinkop Tank.		Shabada Channel.		Hathmati and Khari Cut Canals.		Wangroli Tank.	
	Area irrigated.	Estimated value.	Area irrigated.	Estimated value.	Area irrigated.	Estimated value.	Area irrigated.	Estimated value.	Area irrigated.	Estimated value.
	Acres.	Rs.	Acres.	Rs.	Acres.	Rs.	Acres.	Rs.	Acres.	Rs.
Condi- ments. { Chilly and Onions	107	6,426
{ Garlic, Turmeric and Methi	233	6,995	5	250
Miscellaneous	17	46	..
Land insufficiently irrigated
Land assessed but not irrigated	6
Area of water taken out of turn, waste of water and other penalties
Total	1,043	55,374	9,286	7,47,145	1,997	1,10,830
Area on which consolidated assessment is levied ..	407	14,700	572	34,900	1,022	67,208

[illegible]

[illegible]

STATEMENT III-E—contd.

[illegible]

STATEMENT III-E—*contd.*

	11		12		13		14		15	
	Hartala Tank.		Mhasva Tank.		Jamda Canals.		Bhatodi Tank.		Ekruk Tank.	
	Area irrigated.	Estimated value.	Area irrigated.	Estimated value.	Area irrigated.	Estimated value.	Area irrigated.	Estimated value.	Area irrigated.	Estimated value.
	Acres.	Rs.	Acres.	Rs.	Acres.	Rs.	Acres.	Rs.	Acres.	Rs.
Condi-ments. { Chilly and Onions ..	2	135	52	8,589	1	105	17	6,200
{ Garlic ..						/				
{ Turmeric ..										
{ Methi	6	75	4	1,275
Miscellaneous
Land insufficiently irrigated	24	..
Land assessed but not irrigated ..	3	..	41	..	128
Area of water taken out of turn, waste of water and other penalties
Total ..	16	835	627	13,774	1,039	1,01,844	499	27,873	3,692	2,89,390
Area on which consolidated assessment is levied

STATEMENT III-E—*contd.*[illegible]

STATEMENT III-E—contd.

	16		17		18		19		20	
	Koregaon Tank.		Ashti Tank.		Pathri Tank.		Krishna Canal.		Mhaswad Tank.	
	Area irrigated.	Estimated value.	Area irrigated.	Estimated value.	Area irrigated.	Estimated value.	Area irrigated.	Estimated value.	Area irrigated.	Estimated value.
	Acres.	Rs.	Acres.	Rs.	Acres.	Rs.	Acres.	Rs.	Acres.	Rs.
Condi-ments. { Chilly and Onions	21	1,833	5	274
{ Garlic, Turmeric and Methi ..	20	1,200	6	200	15	920	1,897	2,04,918
Miscellaneous ..	1	100	11	420	1	100	275	6,458
Land insufficiently irrigated	53	5	..
Land assessed but not irrigated	1,475	..	491	..
Area of water taken out of turn, waste of water and other penalties	32	..
Total ..	369	32,363	4,198	2,24,555	1,179	1,01,801	6,938	5,41,509	5,282	1,94,972
Area on which consolidated assessment is levied

STATEMENT III-E—*contd.*[illegible]

[illegible]

STATEMENT III-E—*contd.*[illegible]

STATEMENT III-E—contd.

	26		27		28		29		30	
	Muchkundi Tank.		Gokak Canal 1st Section and Storage Works.		Dambal Tank.		Medleri Tank.		Madag Tank.	
	Area irri- gated.	Esti- mated value.	Area irri- gated.	Esti- mated value.	Area irri- gated.	Esti- mated value.	Area irri- gated.	Esti- mated value.	Area irri- gated.	Esti- mated value.
	Acres.	Rs.	Acres.	Rs.	Acres.	Rs.	Acres.	Rs.	Acres.	Rs.
Condi- ments.	Chilly and Onions..	838	67,040
	Garlic, Turmeric and Methi..	84	4,200
	Miscellaneous	325	48,750	5	300
Land insufficiently irrigated
Land assessed but not irrigated
Area of water taken out of turn, waste of water and other penalties
Total	12,244	4,82,771	11	575	35	2,750	423	17,750
Area on which con- solidated assessment is levied	144	5,760

STATEMENT III-E—contd.

		31		32		33—Kadva River Works.					
		Asundi Tank.		Dharma Canal.		Palkhed Canal.		Ojhar Tambat Canal.		Wadali Canal.	
		Area irrigated.	Estimated value.	Area irrigated.	Estimated value.	Area irrigated.	Estimated value.	Area irrigated.	Estimated value.	Area irrigated.	Estimated value.
		Acres.	Rs.	Acres.	Rs.	Acres.	Rs.	Acres.	Rs.	Acres.	Rs.
Gardens and Orchards.	Vegetables.	19	1,900	64	3,523	30	1,433	42	1,917
	Fruits and other trees	7	837	2	586	10	1,031
Sugarcane	17	680	229	67,750	178	65,165	42	12,637
Cereals..	Wheat	249	19,050	35	2,794	112	8,990
	Barley
	Rice	445	10,683	46	2,290
	Maize	2	53	1	12	1	34
	Jowar	2	105	1	16	1	10
	Chino, Ragi, Rala, Wara
	Bajri	1	8	1	25
	Miscellaneous
	Gram, Udid, Mug	151	7,523	22	1,113	44	2,214
	Tur
Pulses ..	Peas	2	47	1	10	1	15
	Groundnut	718	1,04,591	191	29,065	208	12,718
	Miscellaneous

Fodder Crops.	Fodder	30	1,747	2	74	36	937
	Lucerne, etc.	31	5,188	31	5,630	8	1,126
Fibres ..	Cotton
	Ta (Hemp)	19	1,512	28	2,782	9	347
Dyes
Drugs and Narcotics.	Tobacco
	Bhang
Oilseeds	Mustard, Sesam
	Linseed, Castor oil	1	48

STATEMENT III-E—*contd.*

		31		32		33—Kadva River Works.					
		Asundi Tank.		Dharma Canal.		Palkhed Canal.		Ojhar Tambat Canal.		Wadali Canal.	
		Area irrigated.	Estimated value.	Area irrigated.	Estimated value.	Area irrigated.	Estimated value.	Area irrigated.	Estimated value.	Area irrigated.	Estimated value.
		Acres.	Rs.	Acres.	Rs.	Acres.	Rs.	Acres.	Rs.	Acres.	Rs.
Con di- ments.	Chilly and Onions..	66	13,200
	Garlic, Turmeric and Methi	687	93,176	357	54,734	366	31,114
	Miscellaneous ..	26	5,200
	Land insufficiently irrigated
	Land assessed but not irrigated	236	..	152	..	103	..
	Area of water taken out of turn, waste of water and other penalties	98	..	76	..	94	..
	Total ..	128	20,980	445	10,680	2,573	3,12,448	1,107	1,63,414	1,078	73,125
	Area on which consolidated assessment is levied ..	190	5,630	5,227	1,55,810

STATEMENT III-E—contd.

		33—Kadva River Works—contd.		34		35A		35B		36A	
		Waghad Tank.		Chankapur Tank.		Pravara River Works—Pravara Right Bank Canal.		Pravara River Works—Pravara Left Bank Canal.		Godavari Right Bank Canal.	
		Area irrigated.	Estimated value.	Area irrigated.	Estimated value.	Area irrigated.	Estimated value.	Area irrigated.	Estimated value.	Area irrigated.	Estimated value.
		Acres.	Rs.	Acres.	Rs.	Acres.	Rs.	Acres.	Rs.	Acres.	Rs.
Gardens and Orchards.	Vegetables.	12	1,108
	Fruits and other trees	17	1,722	232	1,82,488	359	1,34,345	232	2,29,700
Sugarcane	443	1,21,412	2,279 *408	20,18,138	8,049 *1,544	62,39,735	3,812 *1,220	25,86,221
Cereals.	Wheat	1,811	1,63,243	683	15,904	1,448	53,051	1,766	1,02,522
	Barley
	Rice	4	228	5	147	14	466	55	4,158
	Maize	44	2,619	8	130	14	388	11	392
	Jowar	32	1,878	1,978	39,742	3,084	1,10,513	606	42,029
	Chino, Ragia, Rala Wara	2	30	2	37
	Bajri	1,134	62,355	1,628	28,798	2,832	77,202	2,765	1,21,102
	Miscellaneous
Pulses ..	Gram, Udid, Mug	2,036	2,09,421	363	8,984	840	26,405	3,796	1,81,825
	Tur	1	21	3	46	3	260
	Pear	27	2,150
	Groundnut	110	10,164	435	26,338	284	19,713	657	70,891
Fodder Crops.	Miscellaneous
	Fodder	519	25,170	280	5,479	321	15,233	42	4,016
Fibres ..	Luce r n e, etc.	25	2,167	194	10,631	347	28,340	194	18,820
	Cotton	1,796	2,45,218	134	4,090	361	13,507	56	5,360
Dyes ..	T a s s (Hemp)	5	104	76	1,799	34	1,445

Drugs and Narcotics.
	Tobacco	17	1,700	26	826	19	755	17	4,345
Oilseeds	Bhang
	Mustard, Sesam	21	738	11	228	5	138
	Linseed, Castor oil	32	623

STATEMENT III-E—contd.

		33—Kadva River Works—contd.		34		35A		35B		36A	
		Waghad Tank.		Chankapur Tank.		Pravara River Works—Pravara Right Bank Canal.		Pravara River Works—Pravara Left Bank Canal.		Godavari Right Bank Canal.	
		Area irrigated.	Estimated value.	Area irrigated.	Estimated value.	Area irrigated.	Estimated value.	Area irrigated.	Estimated value.	Area irrigated.	Estimated value.
		Acres.	Rs.	Acres.	Rs.	Acres.	Rs.	Acres.	Rs.	Acres.	Rs.
Condi- ments.	Chilly and Onions..	37	1,597	58	3,650	62	5,109
	Garlic, Turmeric and Methi..	262	17,407	118	7,942	257	10,958	174	11,870
	Miscellaneous	1448	..
Land insufficiently irrigated	105	..	86	..	47	..
Land assessed but not irrigated	2,408	..	905	..	1,567	..	814	..
Area of water taken out of turn, waste of water and other penalties	182	..	74	..	502	..	277	..
Total	10,905	8,68,834	9,938	23,52,136	22,072	67,36,281	17,088	33,90,065
Area on which consolidated assessment is levied

* Area of short period Adsali already valued last year.

† This represents area in the basin of Lake Beale given out for cultivation. The areas were not measured separately for each crop and hence no valuation can be made.

STATEMENT III-E—*contd.*

		36B		37		38		39		40	
		Godavari Left Bank Canal.		Parsul Tank.		Mutha Canals including Matoba Tank.		Nira Left Bank Canal including Shetphal Tank.		Nira Right Bank Canal.	
		Area irrigated.	Estimated value.	Area irrigated.	Estimated value.	Area irrigated.	Estimated value.	Area irrigated.	Estimated value.	Area irrigated.	Estimated value.
		Acres.	Rs.	Acres.	Rs.	Acres.	Rs.	Acres.	Rs.	Acres.	Rs.
C o n d i -	Chilly and Onions..	96	5,184	16	1,172	350	42,000	102	15,109
	G a r l i c, Turmeric and Methi ..	192	9,665	225	33,750	369	44,120	73	10,950
Miscellaneous	† 28	1,400
Land insufficiently irrigated	..	18	3,294	..	2,163	..	130	..
Land assessed but not irrigated	..	295	..	53	..	1,460	..	1,499	..	313	..
Area of water taken out of turn, waste of water and other penalties	..	154	..	1
Total	..	9,807	19,71,968	93	1,17,115	18,561	37,67,545	78,176	1,38,24,660	26,558	20,54,277
Area on which consolidated assessment is levied

* Area of short period Adsali already valued last year.

† This represents area indirectly irrigated by underground percolation from the Mutha Left Bank Canal.

[illegible]

STATEMENT III-E—concl'd.

		41 Kasurdi Tank.		42 Shirsuphal Tank.		43 Bhadalvadi Tank.		Total.	
		Area irrigated.	Estimated value.	Area irrigated.	Estimated value.	Area irrigated.	Estimated value.	Area irrigated.	Estimated value.
		Acres.	Rs.	Acres.	Rs.	Acres.	Rs.	Acres.	Rs.
Candi- ments.	Chilly and Onions..	1,906	1,88,922
	Ga r l i c.								
	Turmeric and Methi	1	150	5,409	5,65,704
Miscellaneous	1,290	66,898
Land insufficiently irrigated	..	5	1	..	5,931
Land assessed but not irrigated	153	..	95	..	12,298
Area of water taken out of turn, waste of water and other penalties	1,490
Total	..	9	240	828	75,650	1,240	1,19,230	2,63,321	3,97,13,118
Area on which consolidated assessment is levied	8,843	3,52,068

STATEMENT

Comparative Statement of Irrigation and Rainfall for the years

Civil District.	Of the Civil District.			Works supplying Irrigation.	
	Total area in Acres.	Culturable area in Acres.	Cultivated area in Acres.	No.	Name.
1	2	3	4	5	6
Ahmedabad ..	Acres. 2,465,083	Acres. 1,865,825	Acres. 1,524,125	4	{ Hathmati Canal .. { Khari Cut Canal .. Total ..
Kaira ..	1,036,901	876,915	860,095	5 6 7 8	Wangroli Tank Tranza Nagrama Sayli Tank Saiat Tank Total ..
Panch Mahals ..	1,028,722	709,790	637,942	9	Futelao Tank
West Khandesh ..	3,481,184	1,725,893	1,487,688	3 10	Shahada Channel Lower Panjhra River Works. Total ..
East Khandesh ..	2,908,697	2,125,155	2,021,853	11 12 13	Hartala Tank Mhaswa Tank Jamda Canals Total ..
Nasik ..	3,771,562	2,562,600	2,036,476	33 34 37 36	Kadwa a { Waghada Tank .. River { Palkhed Canal .. Works. { Ozar Tambat Canal .. { Wadali Canal .. 34 Chankapur Tank— Girna Left Bank Canal .. 37 Parsul Tank 36 { Lake Beale { Godavari Right Bank .. Canal. Do. Left Bank Canal. Total ..

IV-E.

1925-26 and 1926-27 in the Bombay Presidency, excluding Sind.

Culturable area commanded by the Irrigation Works in column 6 in Acres.	Area at present estimated as annually irrigable by the works specified in column 6.	Area irrigated in Acres.						Rainfall.	
		1925-26.			1926-27.			1925-26.	1926-27.
		Kharif.	Rabi.	Total.	Kharif.	Rabi.	Total.		
7	8	9	10	11	12	13	14	15	16
Acres.	Acres.	Acres.	Acres.	Acres.	Acres.	Acres.	Acres.	Inches.	Inches.
28,840	8,000	99	10	109	79	3,462	3,541	12.88	13.42
20,000	16,000	2,729	..	2,729	5,477	268	5,745	21.66	15.38
48,840	24,000	2,828	10	2,838	5,556	3,730	9,286		
5,000	3,400	1,161	..	1,161	1,000	997	1,997	24.70	42.38
1,290	800	4	4	8	82	76	158	26.51	45.27
4,700	3,000	376	..	376	1,495	1,088	2,583	17.50	43.20
4,000	2,000	976	..	976	199	691	890	25.97	44.77
14,990	9,200	2,517	4	2,521	2,776	2,852	5,628		
1,200	800	65	65	14.50	23.09
3,000	2,400	{ 42	489	531	109	934	1,043	22.61	23.07
		{ *95	* 1,009	* 1,104	*662	*360	* 1,022		
12,627	12,627	{ 253	778	1,031	236	569	805	13.42	15.03
		{ *1,184	* 98	* 1,282	* 1,184	* 97	* 1,281		
15,627	15,027	{ 295	1,267	1,562	345	1,503	1,848		
		{ *1,279	* 1,107	* 2,386	* 1,846	* 457	* 2,303		
527	415	16	16	15.95	20.12
4,075	1,700	33	449	482	22	605	627	8.05	23.27
40,185	5,000	410	591	1,001	433	606	1,039	18.55	19.18
44,787	7,115	443	1,040	1,483	455	1,227	1,682		
26,280	11,853	1,536	1,142	2,678	1,534	1,039	2,573	36.23	41.64
7,421	3,384	780	372	1,152	710	397	1,107	17.30	21.94
2,729	2,785	784	393	1,177	677	401	1,078	16.07	19.01
								13.32	17.72
25,200	8,500	4,766	3,127	7,893	6,390	4,515	10,905	15.57	12.76
3,197	1,000	602	551	1,153	744	195	939	11.83	5.09
..	..	168	158	326	291	157	448	26.33	41.60
..	..	644	1,991	2,635	809	687	1,496	14.44	13.62
83,000	30,109	549	1,413	1,962	952	580	1,532	13.83	13.60
147,827	57,631	9,829	9,147	18,976	12,107	7,971	20,078		

STATEMENT

Civil District.	Of the Civil District.			Works supplying Irrigation.	
	Total area in Acres.	Culturable area in Acres.	Cultivated area in Acres.	No.	Name.
1	2	3	4	5	6
Ahmednagar ..	Acres.	Acres.	Acres.		
	4,242,221	3,251,483	3,208,252	36	{ Godavari Right Bank Canal. Do. Left Bank Canal ..
				35	{ Pravara Right Bank Canal .. Pravara Left Bank Canal ..
				14	Bhatodi Tank
					Total ..
Poona ..	3,427,699	2,528,486	1,981,754	39	Nira Left Bank Canal and Shetphal Tank.
				38	Mutha Canals and Matoba Tank.
				41	Kasurdi Tank
				42	Shirsupha' Tank
				43	Bhadalwadi Tank
					Total ..
Sholapur ..	2,916,161	2,534,967	2,218,682	15	Ekruk Tank
				16	Koregaon Tank
				17	Ashti Tank
				18	Pathri Tank
				20	Mhaswad Tank
				40	Nira Right Bank Canal ..
					Total ..
Satara ..	3,140,757	2,366,337	2,157,669	20	Mhaswad Tank
				19	Krishna Canal
				21	Revani Canal
				22	Upper Man River Works ..
				23	Yerla River Irrigation Works.
				24	Chikhli Canal
				25	Maini Tank
					Total ..

IV-E—contd.

Culturable area commanded by the Irrigation Works in column 6 in Acres.	Area at present estimated as annually irrigable by the works specified in column 6.	Area irrigated in Acres.						Rainfall.	
		1925-1926.			1926-1927.			1925- 26.	1926- 27.
		Kharif.	Rabi.	Total.	Kharif.	Rabi.	Total.		
7	8	9	10	11	12	13	14	15	
Acres.	Acres.	Acres.	Acres.	Acres.	Acres.	Acres.	Acres.	Inches.	Inches.
136,390	49,331	11,736	14,434	25,170	12,243	2,901	15,144	14.44	13.62
..	..	4,688	4,797	9,485	6,988	1,287	8,275	13.83	13.60
58,415	16,960	5,633	12,800	18,433	5,425	4,513	9,938	13.12	13.69
124,561	40,040	15,031	15,798	30,829	14,391	7,681	22,072	14.76	14.19
13,657	12,124	188	592	780	92	407	499	25.52	17.05
333,023	118,455	37,276	48,421	85,697	39,139	16,789	55,928		
{ 227,670	113,280	30,946	42,577	73,523	35,220	34,544	69,764	13.06	15.38
{ 49,800	4,200	3,628	5,819	9,447	4,422	3,984	8,406	11.33	18.52
	16,800	16,208	3,021	19,229	12,021	2,912	14,933	14.13	30.18
	3,250	2,860	2,380	{ 5,240	{ 991	2,609	{ 3,600	8.20	10.50
478	150	21	33	54	9		9	6.90	8.85
2,500	1,800	62	842	904	65	763	828	12.36	13.55
2,400	2,000	52	878	930	187	1,053	1,240	13.79	13.80
282,848	141,480	53,777	55,550	{ 109,327	{ 52,915	45,865	{ 98,780		
				\$28			\$28		
16,941	16,941	1,015	2,726	3,741	1,140	2,552	3,692	18.01	19.01
2,394	1,050	7	329	336	..	369	369	10.27	19.50
16,825	11,780	632	3,272	3,904	1,053	3,145	4,198	21.81	19.37
4,586	2,500	3	1,129	1,132	3	1,176	1,179	19.39	26.86
102,400	24,300	..	5,584	5,584	..	4,729	4,729	17.42	16.38
..	5,108	5,108	11.74	13.66
143,146	56,571	1,657	13,040	14,697	2,196	17,079	19,275		
3,814	500	..	701	701	..	553	553	11.83	14.10
26,453	12,320	7,691	5,145	12,836	2,636	4,302	6,938	15.89	30.59
3,624	1,920	39	69	108	7	516	523	22.95	25.61
7,623	2,080	..	280	280	..	1,019	1,019	10.67	13.41
10,680	5,480	572	4,571	5,143	33	4,831	4,864	16.44	20.45
1,478	1,478	226	102	328	69	320	389	6.89	16.32
4,625	4,625	..	1,960	1,960	..	1,701	1,701	10.83	20.72
58,297	28,403	8,528	12,828	21,356	2,745	13,242	15,987		

STATEMENT

Civil District.	Of the Civil District.			Works supplying Irrigation.	
	Total area in Acres.	Culturable area in Acres.	Cultivated area in Acres.	No.	Name.
1	2	3	4	5	6
	Acres.	Acres.	Acres.		
Phaltan State ..	254,038	214,043	160,662	40	Nira Right Bank Canal ..
Bijapur ..	3,652,988	3,279,455	3,237,074	26	Muchkundi Tank ..
Belgaum ..	2,952,674	2,200,753	1,858,971	1	Gadikeri Tank ..
				27	Gokak Canal 1st Section and Storage Works. ..
					Total ..
Dharwar ..	2,947,558	2,706,681	2,422,705	28	Dambal Tank ..
				29	Medleri Tank ..
				30	Madag Tank ..
				31	Asundi Tank ..
				32	Dharma Canal ..
					Total ..
Kanara ..	2,525,971	388,265	240,511	2	Mavinkop Tank ..
Grand Total ..	40,752,216	29,336,648	26,054,459		

IV-E—concl'd.

Culturable area commanded by the Irrigation Works in column 6 in Acres.	Area at present estimated as annually irrigable by the works specified in column 6.	Area irrigated in Acres.						Rainfall.	
		1925-26.			1926-27.			1925-26.	1926-27.
		Kharif.	Rabi.	Total.	Kharif.	Rabi.	Total.		
7	8	9	10	11	12	13	14	15	16
Acres.	Acres.	Acres.	Acres.	Acres.	Acres.	Acres.	Acres.	Inches.	Inches
447,726	132,000	195	17,630	17,825	135	21,315	21,450	11·20	13·3
5,417	750	12	50	62	5·20	8·92
687 17,627	417 17,627	* 407 5,913	5,941	* 407 11,854	* 407 6,134	6,110	* 407 12,244	14·73	17·18
18,314	18,044	5,913 * 407	5,941 ..	11,854 * 407	6,134 * 407	6,110	12,244 * 407		
2,500 830 1,345 1,011 12,870	1,000 { 600 1,345 1,011 12,870 {	206 * 144 61 344 61 394 * 5,227	348 { 3 149 31 * 190 .. {	554 * 144 64 493 92 * 190 394 * 5,227	10 * 144 35 320 45 * 190 445 * 5,227	1 .. 103 83 * 190 ..	11 * 144 35 423 128 * 190 445 * 5,227	17·65 16·44 31·00 24·25 87·30	15·28 15·91 21·76 21·01 100·22
18,556	16,826	1,066 * 5,371	531 * 190	1,597 * 5,561	855 * 5,371	187 * 190	1,042 * 5,561		
755	617	402*	..	* 402	572*	..	572*
1,581,353	626,919	124,336 * 7,459	165,459 * 1,297	289,795 * 8,756 \$ 28	125,358 * 8,196	137,935 * 647	263,293 * 8,843 \$ 28		

* Area under consolidated assessment.

† At Ahmedabad Civil Hospital.

‡ At Prantij.

§ This represents area indirectly irrigated by under ground percolation from the Mutha's Left Bank Canal.

STATEMENT F.

Statement showing the Operation of Irrigation Works in the Bombay Presidency, excluding Sind, for the year 1926-27.

No.	Name of Work.	Amount due, 1926-27.		Remissions.		Total.		Grand Total.
		Kharif.	Rabi.	Kharif.	Rabi.	Kharif.	Rabi.	
1	2	3	4	5	6	7	8	9
	WORKS FOR WHICH CAPITAL AND REVENUE ACCOUNTS ARE KEPT.							
	<i>Productive.</i>							
1	Gadikeri Tank*
2	Mavinkop do.*
3	Shahada Channel ..	708	5,970	708	5,970	6,678
	Total, Productive ..	708	5,970	708	5,970	6,678
	<i>Unproductive.</i>							
4	Hathmati and Khari Cut Canals combined ..	39,605	7,957	2,372† 46‡	3‡	37,187	7,954	45,141
5	Wangroli Tank ..	5,006	3,183	5,006	3,183	8,189
6	Tranza-Nagra m m a Tanks ..	315	177	315	177	492
7	Savli Tank ..	6,116	2,332	41§	..	6,075	2,332	8,407
8	Sahlat do. ..	786	2,563	786	2,563	3,349
9	Futlao do.	162	162	162
10	Lower Panjhra River Works ..	6,403	6,144	6,403	6,144	12,547
11	Hartala Tank	48	48	48
12	Mhasva do. ..	135	1,839	135	1,839	1,974
13	Jamda Canals ..	2,943	1,930	2,943	1,930	4,873
14	Bhatodi Tank ..	757	2,070	757	2,070	2,827
15	Ekrak do. ..	11,374	17,685	11,374	17,685	29,059
16	Koregaon do.	1,798	1,798	1,798
17	Aashti do. ..	11,742	16,176	11,742	16,176	27,918
18	Pathri do. ..	21	5,537	21	5,537	5,558
19	Krishna Canal ..	22,225	28,190	22,225	28,190	50,415
20	Mhaswad Tank	32,619	32,619	32,619
21	Revari Canal ..	23	2,324	2	36	21	2,288	2,309
22	Upper Man River Works	4,511	4,511	4,511
23	Yerla River Irrigation Works ..	77	22,079	..	8	77	22,071	22,148
24	Chikhli Canal ..	150	1,389	150	1,369	1,539
25	Maini Tank	6,380	6,380	6,380
26	Muchkundi Tank

* Lands under consolidated assessment.

† Remissions on account of usual himayat deduction.

‡ Remissions on account of failure of crops.

§ Himayat deduction.

STATEMENT F--concl'd.

No.	Name of Work.	Amount due, 1926-27.		Remissions.		Total.		Grand Total.
		Kharif.	Rabi.	Kharif.	Rabi.	Kharif.	Rabi.	
1	2	3	4	5	6	7	8	9
	WORKS FOR WHICH CAPITAL AND REVENUE ACCOUNTS ARE KEPT--concl'd.	Rs.	Rs.	Rs.	Rs.	Rs.	Rs.	Rs.
	Unproductive--concl'd.							
27	Gokak Canal, First Section, and Storage Works ..	42,726	37,410	42,726	37,410	80,136
28	Dambal Tank ..	63	21	63	21	89
29	Medleri do. ..	523	523	523
30	Madag do. ..	1,365	558	1,365	558	1,923
31	Asundi do. ..	254	570	254	570	824
32	Dharma Canal ..	2,224	2,224	2,224
	Waghad Tank
	Palkhed Canal ..	15,525	7,016	15,525	7,016	22,541
33	Kadwa River Works. Ojhar-Tambat Canal ..	7,382	2,288	7,382	2,288	9,670
	Wadali Canal ..	5,797	2,677	5,797	2,677	8,474
34	Chankapur Tank--Girna Left Bank Canal ..	31,007	23,729	31,007	23,729	54,736
	Pravara River Works--Pravara Right Bank Canal ..	1,24,870	44,915	1,24,870	44,915	1,69,785
35	Pravara Left Bank Canal ..	4,07,455	72,507	4,07,455	72,507	4,79,962
	Lake Beale--Darna Dam ..	1,137	534	1,137	534	1,671
36	Godavari Right Bank Canal ..	2,68,087	35,714	2,68,087	35,714	3,03,801
	Godavari Left Bank Canal ..	1,71,565	19,038	1,71,565	19,038	1,90,603
37	Parsul Tank ..	1,935	1,027	1,935	1,027	2,962
38	Mutha Canals and Matoba Tank ..	1,58,909	60,249	1,58,909	60,249	2,59,158
39	Nira Left Bank Canal and Shetphal Tank ..	7,03,341	3,78,245	231	24	7,03,110	3,78,221	10,81,331
40	Nira Right Bank Canal ..	280	1,88,883	280	1,83,883	1,89,163
41	Kasurdi Tank ..	20	20	20
42	Shirsuphal do. ..	184	3,569	184	3,569	3,753
43	Bhadalvadi do. ..	593	5,716	593	5,726	6,319
	Total, Unproductive.	20,92,925	10,51,769	2,692	71	20,90,233	10,51,698	31,41,931
	Grand Total ..	20,93,633	10,57,739	2,692	71	20,90,941	10,57,658	31,48,609

STATEMENT I-F.

Statement showing water-rates per acre in force during 1926-27 on
Irrigation Works in the Bombay Presidency excluding Sind.

No.	Names of Works.	WATER-RATES.							Single watering.	Occupier's rate.	Owner's rate.	Water advantage.
		Irrigation in blocks.	Perennial.	Early, eight months.	Monsoon, four months.	Rabi, four months.	Hot weather.	Miscellaneous.				
	Works for which Capital and Revenue Accounts are kept.	Rs.	Rs.	Rs.	Rs.	Rs.	Rs.	Rs.	Rs.			
PRODUCTIVE.												
1	Gadikeri Tank *			
2	Mavinkop Tank *			
3	Shahada Channel a	..	a ¹⁴	7½	2½	5	7½	..	a ¹⁴ 1½			
									** 2½			
UNPRODUCTIVE.												
4	Hathmati Canal a ¹	..	10	3	D 3 E 1	2	6	..	{ ** 2 1			
	Khari Cut Canal a ¹	..	14	6	D 7 E 1	5	6	..	{ ** 2 1			
5	Wangroli Tank a ²	6½	E 5 D 2½	4	6	..	1½			
6	Tranza Nagramma Tanks a ³	6	D 4 E 2	4	6	..	1			
7	Savli Tank a ⁴	8	4	4	6	..	1			
8	Sahiat Tank a ⁵	..	a ¹⁴	6½	D 4 E 2½	4	6	..	1½			
9	Futelao Tank a ⁶	..	(b3)	..	{ D 4 a ⁷ 3 E 2 a ⁸ 2	Provi- sional 8	}	..	a ⁹ 1	Nil.	Nil.	Nil.
10	Lower Panjhra River Works a ¹²	..	A 30 B 15	8	3	5	7	..	1½ ** 3			
11	Hartala Tank a ¹⁶	..	B 9	5	2	3	4	..	1			
12	Mhasva Tank a ¹⁶	..	A 12 B 9	7a ¹⁷ 5	2	3	4	..	a ¹⁴ 1			
13	Jamda Canals a ¹⁶	..	A 12 B 10	7a ¹⁷ 5	2	3	5	..	1			
14	Bhatodi Tank a ¹⁸	..	A 16	8a ¹⁷	3	5	8	..	2			
15	Ekrak Tank a ¹³	..	B 16 A 35	8	3	5	7	..	1			
16	Koregaon Tank a ¹³	..	B 17½ A 32	7	3	4	6	..	1			
17	Ashti Tank a ¹³	..	B 16 A 32	7	3	4	6	..	1			
18	Pathri Tank a ¹³	..	B 16 A 32	7	3	4	6	..	1			
19	Krishna Canal a ¹⁵	..	A 32 B 16	8	3	5	8	..	a ¹⁴ 1			
20	Mhaswad Tank (a) (f).	..	A 28 B 14	8	3	5	6	..	(o) 2			

STATEMENT I-F--contd.

No.	Names of Works.	WATER-RATES.							Single watering.	Occupier's rate.	Owner's rate.	Water advantage.
		Irrigation in blocks.	Perennial.	Early, eight months.	Monsoon, four months.	Rabi, four months.	Hot weather.	Miscellaneous.				
	Works for which Capital and Revenue Accounts are kept— contd.	Rs.	Rs.	Rs.	Rs.	Rs.	Rs.	Rs.	Rs.			
	UNPRODUCTIVE—contd.											
21	Revari Canal a ¹⁵	A 24 B 12	6	2	4	6	..	1			
22	Upper Man River Works a ¹⁵	A 24 B 12	6	2	4	6	..	1			
23	Yerla River Irrigation Works a ¹⁵	A 26 B 13	6½	2	4½	6½	.. a ¹⁴	1			
24	Chikhli Canal a ¹⁵	A 24 B 12	6	2	4	6	..	1			
25	Maini Tank a ¹⁵	A 24 B 12	6	2	4	6	..	1			
26	Muchkundi Tank (s)	8	4	1	1	4	..	1			
27	Gokak Canal, 1st Section and Storage Works. (u)	(b ¹) 22 (b ²) 16	10	4	6	15	..	1			
28	Dambal Tank (w)	(x) 14	(y) 6 (z) 7½	(m) 4	(n) 4½	(l) 7	..	(j) 1 (k) 2			
29	Medleri Tank (w)	(x) 14	(y) 6 (z) 7½	(m) 4	(n) 4½	(l) 7	..	(j) 1 (k) 2			
30	Madag Tank (w)	(x) 12	(y) 6 (z) 7½	(m) 4	(n) 4½	(l) 7	..	(j) 1 (k) 2			
31	Asundi Tank (w)	(x) 14	(y) 6 (z) 7½	(m) 4	(n) 4½	(l) 7	..	(j) 1 (k) 2			
32	Dharma Canal a ¹⁰	3	(j) 1 (k) 2			
33	Kadwa River Works (b) (f)— Waghad Tank .. Palkhed Canal .. Ojhar-Tambat Canal .. Wadali Canal	{ A 30 B 15 }	8	3	5	7	..	(o) 2	Nil.	Nil.	Nil.
34	Girna Left Bank Canal (c) (f)	A 28 B 14	8	3	5	6	..	(o) 2			
35	Pravara Canals (d)	{ A 45	Light 12	Light 4	Light 8	Light 10	..				
36	{ Godavari Right Bank Canal (d). Godavari Left Bank Canal (d). }	{ \$22	{ B 33	Heavy 18	Heavy 6	Heavy 12	Heavy 15	..	2			
37	Paraul Tank (f) (g) †	7	2	5	8	..	2			

STATEMENT I-F—concl'd.

No.	Names of Works.	WATER-RATES.							Single watering.	Occupier's rate.	Owner's rate.	Water advantage.
		Irrigation in blocks.	Perennial.	Early, eight months.	Monsoon, four months.	Rabi, four months.	Hot weather.	Miscellaneous.				
	Works for which Capital and Revenue Accounts are kept—concl'd.	Rs.	Rs.	Rs.	Rs.	Rs.	Rs.	Rs.	Rs.			
	UNPRODUCTIVE—concl'd.											
38	Mutha Canals and Matoba Tank (d)—Sugarcane under the Mutha Canal within the Poona City and Suburban Municipal and Cantonment limits or within one mile of those limits.	..	(i) 50	Light 12 Heavy 18	Light 4 Heavy 6	Light 8 Heavy 12	Light 10 Heavy 15	..	2			
	On all remaining land commanded by both the canals	..	1							Nil.	Nil.	Nil.
	Pan gardens	A 45									
	Matoba Tank	(e)									
	Perennial crops other than sugarcane and pan gardens.	..	B 33									
39	{ Nira Canal ..	\$22	{ A 45 B 33	Light 12	Light 4	Light 8	Light 10	..	2			
40	{ Shetphal Tank (d) ..			Heavy 18	Heavy 6	Heavy 12	Heavy 15					
41	{ Nira Right Bank Canal (d) ..											
42	{ Kasurdi Tank (f) (h) ‡	6½	2½	4	6	.. (o) 2				
43	{ Shirsuphal Tank (f) (h) ‡.											
	{ Bhadalvadi Tank (f) (h) ‡.											

NOTE.—(1) For lift irrigation in the Deccan irrigation circle full flow rates are charged—vide G. R. No. 1947 of 20th November 1923.

- (2) For lift irrigation half the ordinary rates are charged in other circles.
 (3) Double the ordinary rates are charged as penal rates for taking water without permission.
 (4) Leakage or percolation rates are the same as ordinary rates.
 (5) Water rates for non-irrigational purposes are charged at the rates sanctioned by Government in each case subject to the minimum rates fixed in G. R. No. 851, dated the 7th April 1924.
 (6) Water rate of Rs. 2 per acre per watering given to those who are not regular irrigators or holders of rabi leases—vide G. R. Nos. A-1-1759 and A-1-2525, dated the 5th July 1906 and 3rd March 1916, respectively.
 (7) A reserve rate of Rs. 3 per acre as a minimum rate has been sanctioned for lands let out for cultivation in the basin of Lake Beale—vide G. R. No. 2484, dated 12th June 1925.

* Lands wholly assessed at consolidated rates.
 ‡ For sugarcane and pan gardens double the seasonal rates are charged.
 § Rate calculated as per scale sanctioned in G. R. No. 8670, dated 13th January 1927.

** For one or more waterings to mature crops for which no applications for irrigation throughout the season are previously submitted.

A.—For sugarcane and pan gardens.

B.—For perennial crops other than sugarcane.

D.—For rice.

E.—For monsoon crops other than rice.

(a) Rates sanctioned in G. O. No. A-1-1576, dated the 12th February 1918, were in force up to 14th February 1927—vide G. Rs. Nos. 3952, dated 26th November 1923, 29th November 1924 and 20th April 1926.

(b) Rates sanctioned in G. O. No. A-1-11465, dated the 28th August 1919, were in force up to 14th February 1927—vide G. Rs. Nos. 3952, dated 26th November 1923, 29th November 1924 and 20th April 1926.

(c) Rates sanctioned in G. Rs. Nos. A-1-1431 and 1964, dated the 28th June 1910 and 4th October 1911, respectively, were in force up to 14th February 1927—vide G. Rs. Nos. 3952, dated 26th November 1923, 29th November 1924 and 20th April 1926.

(d) Rates for crops other than sugarcane and pan gardens are to remain in force up to 14th February 1932 and that for sugarcane and pan gardens up to 14th February 1929—vide G. Rs. Nos. 3952, dated 20th April 1926, 23rd October 1926, 17th March 1927, and 13th July 1927.

(e) For the period from 15th February 1926 to 14th February 1928 the rates for sugarcane and pan gardens were double the seasonal rates and for other perennial crops the rates were single seasonal rates—vide G. Rs. quoted in (d) above.

(f) With effect from 15th February 1927 the following revised rates were introduced and they will be in force up to 14th February 1932—vide G. R. No. 9451, dated 5th January 1927 :—

Serial No.	Name of works.	Sugarcane and pan gardens.	Other perennial crops.	Two seasonal crops.		Monsoon crops.		Rabi crops.		Hot weather crops.	Single waterings.
				Light.	Heavy.	Light.	Heavy.	Light.	Heavy.		
		Rs.	Rs.	Rs.	Rs.	Rs.	Rs.	Rs.	Rs.	Rs.	Rs.
1	Girna Left Bank Canal.	42	21	12	18	4	6	8	12	9	2
2	Kadwa River Works										
3	Mhaswad Tank Z ..										
4	Parsul Tank ..	X	X	10	15	3	4½	7	10½	9	
5	Kasurdi Tank ..										
6	Shirsuphal Tank ..										
7	Bhadalwadi Tank ..										
8	Khamgaon Tank ..										

Z. The Mhaswad Tank will be incorporated in the Nira Right Bank Canal system as soon as irrigation starts at the tail, when the rates sanctioned for the Nira Right Bank Canal will be enforced for all guaranteed irrigation on this tank.

X. For sugarcane and pan gardens double the sum of the seasonal rates for light type crops, for those seasons during which water is given, shall be charged, and for other perennial crops single seasonal rates for light type crops, when water is available.

(g) Rates sanctioned in G. R. No. A-1-5358, dated 30th March 1921, were in force up to 14th February 1927—vide G. Rs. Nos. 3952, dated 26th November 1923, 29th November 1924 and 20th April 1926. Water was not to be reserved for perennial irrigation. If it was available in the hot weather season it was to be issued for sugarcane and pan gardens at double the hot weather rate and for other perennial crops at the hot weather rate.

(h) Rate sanctioned in G. Rs. Nos. A-1-2213, dated 15th October 1910 and A-1-17640, dated 18th November 1921, were in force up to 14th February 1927—vide G. Rs. Nos. 3952, dated 26th November 1923, 29th November 1924 and 20th April 1926.

(i) To be in force up to 14th February 1929—vide G. R. No. 9906, dated 27th March 1928.

(j) From 15th June to 15th October.

(k) From 16th October to 14th June.

(l) From 15th February to 15th June.

(m) From 15th June to 15th October or 15th July to 30th November.

(n) From 15th October to 15th February.

(o) Sanctioned in G. Rs. Nos. 6573, dated 8th January 1925 and 12th March 1925.

(p) In force up to 15th February 1932—vide G. R. No. 334, dated 17th June 1926.

(q) Rates sanctioned in G. R. No. 6243, dated 3rd October 1924, were in force up to 14th February 1927. With effect from 15th February 1927 the following rates were introduced and they will be in force up to 14th February 1932—vide G. R. No. 6243, dated 7th February 1927 :—

Crops	Rates. Rs.
Perennial, 12 months	27½
Perennial, 8 months, 15th June to 14th February ..	20
Kharif	4
Rabi	6
Eight months	10
Hot weather	15
Single watering	1½

(w) Rates sanctioned for a period of five years ending 31st March 1930 in G. R. No. 6095, dated 22nd October 1924.

(x) For sugarcane, betel leaves, etc., for 12 months.

- (v) For eight months from 15th June to 15th February.
- (2) For eight months from 15th October to 15th June or 1st August to 31st March.
- ^a Rates sanctioned in G. Rs. Nos. 836, dated 8th October 1923, and 836, dated 23rd April 1924, and 836, dated 29th July 1924, are to be in force up to 14th February 1929.
- ^a Rates sanctioned in G. R. No. 156 A-I-112, dated 12th July 1894, were in force up to 14th February 1928. With effect from 15th February 1928 revised rates were introduced—*vide* G. Rs. Nos. 4853, dated 5th March 1924 and 23rd December 1927.
- ^a Rates sanctioned in G. Rs. Nos. 825, dated 30th August 1924 and 825, dated 1st November 1926, are to be in force up to 15th June 1930.
- ^a Rates sanctioned in G. Rs. Nos. A-I-1128, dated 13th May 1910 and 679/27, dated 25th November 1927, are to be in force up to 31st July 1933.
- ^a Rates sanctioned in G. Rs. Nos. A-I-1335, dated 14th June 1910, 815, dated 18th February 1925 and 815, dated 13th November 1926, are to be in force up to 15th June 1930.
- ^a Rates sanctioned in G. Rs. Nos. A-I-309, dated 15th February 1911 and 5412, dated 15th December 1926, are to be in force up to 15th June 1930.
- ^a Rates sanctioned in G. O. No. A-I-9945, dated 12th October 1917, are to be in force up to 31st March 1930—*vide* G. R. No. 6482, dated 19th December 1924.
- ^a For ordinary rabi.
- ^a For restorative crops grown after rice.
- ^a In either kharif or rabi season.
- ^a Rates sanctioned in G. R. No. 1577, dated 20th April 1922, were in force up to 31st March 1927.
- ^a Rates sanctioned in G. R. No. 7736, dated 30th October 1925, in force from 15th June 1926 to 14th February 1931.
- ^a Rates in force for five years ending 15th February 1930—*vide* G. R. No. 6529, dated 17th January 1925.
- ^a For sugarcane and pan gardens double the ordinary rates are charged.
- ^a In force for ten years ending 15th June 1930—*vide* G. O. No. A-I-16033, dated 8th December 1919.
- ^a In force till 31st March 1931—*vide* G. R. No. 8096, dated 4th January 1926.
- ^a Water rate for late eight months, i.e., from 15th October to 14th June.
- ^a Rates in force for three years ending 14th October 1928—*vide* G. R. No. 5983 of 6th July 1925. Rate for late eight months crops during this period is Rs. 13.
- (61) Rate for perennial 12 months.
- (62) Rate for perennial 8 months.
- (63) For sugarcane and perennial crops when supplied from the tank during the kharif or rabi seasons double the ordinary rates are charged and the rates are Rs. 4 per acre for the kharif season and Rs. 6 for the rabi season.

STATEMENT G

STATEMENT

*Statement showing Areas and Water-rate Assessments in the Bombay
of classification adopted in fixing*

No.	Names of Works.	Irrigation in Blocks.		Perennial.		8 Months.	
		Areas.	Assessment.	Areas.	Assessment.	Areas.	Assessment.
	WORKS FOR WHICH CAPITAL AND REVENUE ACCOUNTS ARE KEPT.	Acres.	Rs.	Acres.	Rs.	Acres.	Rs.
	PRODUCTIVE						
1	Gadikeri Tank*
2	Mavinkop do.*
3	Shahada Channel	40	582	8	19
	Total, Productive	40	582	8	19
	Average rate				14'55		2'37
	UNPRODUCTIVE						
4	Hathmatj and Khari Cut Canals combined
5	Wangroli Tank
6	Tranza-Nagramma Tanks..
7	Savli Tank
8	Sahiat do.
9	Futelao do.
10	Lower Panjhra River Works	339	2,951	53	426
11	Hartala Tank
12	Mhasva do.	9	85
13	Jamda Canals	134	1,686	5	33
14	Bhatodi Tank	123	947
15	Ekruk do.	51	1,507	467	3,734
16	Koregaon do.
17	Ashti do.	86	2,433	564	9,344
18	Pathri do.	3	21
19	Krishna Canal	872	16,387	2,060	15,639
20	Mhasvad Tank	50	331	615	3,515
21	Revari Canal	7	30	21	92
22	Upper Man River Works	2	20	12	50
23	Yerla River Irrigation Works	52	245	420	1,247
24	Chikhli Canal	1	8	70	357
25	Maini Tank	47	267	310	615
26	Muchkundi Tank
27	Gokak Canal, first Section and Storage Works	366	7,406	1,144	12,257
28	Damba] Tank	1	21
29	Medleri do.	35	523

* Area under consolidated assessment.

† Exclusive of 1,022 acres of mamul bagayat area.

‡ Exclusive of 1,281 acres of mamul bagayat area.

§ Exclusive of Rs. 6,923 on account of enhanced water rates

¶ This represents areas sanctioned and assessed but not insufficiently irrigated, etc., besides the area of

G.

*Presidency, excluding Sind, during 1926-1927, according to the system
the Scale of Water-rates.*

Monsoon—4 Months.		Rabi—4 Months.		Hot Weather.		Miscellaneous.		Grand Total.	
Areas.	Assess-ment.	Areas.	Assess-ment.	Areas.	Assess-ment.	Areas.	Assess-ment.	Areas.	Assess-ment.
Acres.	Rs.	Acres.	Rs.	Acres.	Rs.	Acres.	Rs.	Acres.	Rs.
..
7	15	904	5,797	61	182	23	83	1,043†	6,678
7	15	904	5,797	61	182	23	83	1,043	6,678
	2'14		6'41		2'98		3'60		6'41
5,556	37,187	3,730	7,954	9,286	45,141
1,000	5,006	997	3,183	1,997	8,189
81	313	76	177	1	2	158	492
1,495	6,116	1,088	2,332	2,583	8,448
199	786	691	2,563	890	3,349
..	..	65	162	65	162
..	..	326	1,807	46	266	41	174	1,805	5,624
..	..	16	48	16	48
..	..	606	1,839	8	45	4	5	627	1,974
96	217	541	1,771	181	983	82	183	1,039	4,873
..	..	376	1,880	499	2,827
14	43	2,430	15,682	308	2,160	422	5,933	3,692	29,059
..	..	369	1,798	369	1,798
13	90	3,073	15,847	10	98	52	106	4,198	27,918
..	..	1,176	5,537	1,179	5,558
2,318	8,988	1,447	8,702	155	526	86	173	6,938	50,415
..	..	4,089	25,432	1,528	3,341	5,282	32,619
26	53	469	2,134	523	2,309
..	..	1,005	4,441	1,019	4,511
12	24	4,372	20,603	8	30	4,864	22,149
52	104	249	1,036	16	32	1	2	389	1,539
..	..	1,339	5,479	5	19	1,701	6,380
..
4,325	20,605	5,852	37,151	286	2,441	271	276	12,244	80,136
10	68	11	89
..	35	523

on old works.
irrigated as well as areas assessed under penalties for "Waste of water" and "water taken out of turn" land
"Miscellaneous" crops which cannot be properly classified.

STATEMENT

No.	Names of Works.	Irrigation in Blocks.		Perennial.		8 Months.	
		Areas.	Assessment.	Areas.	Assessment.	Areas.	Assessment.
	WORKS FOR WHICH CAPITAL AND REVENUE ACCOUNTS ARE KEPT— <i>contd.</i>	Acres.	Rs.	Acres.	Rs.	Acres.	Rs.
	UNPRODUCTIVE— <i>contd.</i>						
30	Madag Tank	8	96	27	236
31	Asundi do.	17	238	75	525
32	Dharma Canal
33	Kadva River Works { Waghad Tank Palkhed Canal Ojhar Tambat Canal Wadali Canal	267 211 60	4,706 3,460 1,112	1,380 539 482	11,565 4,137 3,794
34	Chankapur Tank—Girna Left Bank Canal	485	11,854	175	1,339
	Pravara River Works—						
35	{ Pravara Right Bank Canal Pravara Left Bank Canal Lake Beale—Darna Dam	3,113 10,299	1,13,910 3,83,188	734 789	11,553 11,052
36	{ Godavari Right Bank Canal Left Bank Canal	9,504 6,730	2,09,088 1,48,071	2,291 1,055	55,725 24,243	321 228	5,777 4,124
37	Parsul Tank	45	231	63	262
38	Mutha Canals including Matoba Tank { Within the Poona City Suburban Municipal and Cantonment limits or within one mile of those limits.. On all the remaining land commanded by both Canals Pan gardens wherever situated throughout the Canals Matoba Tank	1,195 4,472 5 445	40,687 1,25,957 91 6,939	2,151	31,991
39	Nira Left Bank Canal, including Shetphal Tank	20,870	4,59,140	7,338	1,50,524	8,641	1,29,788
40	Nira Right Bank Canal	21	365	10	32
41	Kasurdi Tank
42	Shirsuphal do.	8	44	181	1,178
43	Bhadalvadi do.	256	1,706
	Total, Unproductive ..	37,104	8,16,299	33,387	9,57,270	22,319	2,67,336
	Average rate ..		22'00		28'67		11'98
	Grand Total ..	37,104	8,16,299	33,427	9,57,852	22,327	2,67,355
	Average rate ..		22'00		28'65		11'97

* This represents areas sanctioned and assessed but not irrigated as well as areas assessed under penalties for "waste of water" and "water taken out of turn," land insufficiently irrigated, etc., besides the area of "Miscellaneous crops" which cannot be properly classified.

G—concl'd.

Monsoon—4 Months.		Rabi—4 Months.		Hot Weather.		Miscellaneous.		Grand Total.	
Areas.	Assessment.	Areas.	Assessment.	Areas.	Assessment.	Areas.	Assessment.	Areas.	Assessment.
Acres.	Rs.	Acres.	Rs.	Acres.	Rs.	Acres.	Rs.	Acres.	Rs.
308	1,231	80	360	423	1,923
34	52	2	9	128	824
445	2,224	445	2,224
.. 69	.. 539	.. 492	.. 3,352	.. 31	.. 302	.. 334	.. 2,077	.. 2,573	.. 22,541
30	106	87	577	12	90	*228	1,300	1,107	9,670
17	112	267	1,988	55	474	*197	994	1,078	8,474
2,984	9,408	4,151	21,958	520	2,718	*2,590	7,459	10,905	54,736
1,726	7,025	3,053	25,269	228	2,333	*1,084	9,695	9,938	1,69,785
3,076	12,336	5,488	45,475	265	2,654	*2,155	25,257	22,072	4,79,962
291	1,137	157	534	1,448	11,671
947	4,015	2,422	21,439	17	280	*1,138	7,477	16,640	3,03,801
127	512	1,193	10,493	7	132	*467	3,028	9,807	1,90,603
634	1,432	123	668	20	198	*54	171	939	2,962
3,912	19,367	3,080	26,040	209	1,635	*3,064	6,451	18,533	2,59,158
								128	1(52)
8,989	35,956	26,482	2,82,410	2,038	12,065	*3,812	11,448	78,170	10,81,331
..	..	26,083	1,87,546	*444	1,220	26,558	1,89,163
9	20	9	20
56	146	553	2,263	*30	122	828	3,753
169	489	787	3,980	15	90	*13	54	1,240	6,315
39,020	1,75,707	1,08,882	8,01,919	4,428	29,524	17,110	86,995	2,62,250	31,35,050
	4'50		7'37		6'67		5'08		11'95
39,027	1,75,722	1,09,786	8,07,716	4,489	29,706	17,133	87,078	2,63,293	31,41,728
	4'50		7'35		6'61		5'08		11'93

† This represents area in the basin of Lake Beale let out for cultivation and the assessment charged thereon. The area cannot be classified in respect of different crops.

‡ This represents an area indirectly irrigated by underground percolation from the Mutha Left Canal; and hence it cannot be classified in respect of different crops. The revenue derived therefrom is Rs. 52.

STATEMENT

Statement showing Operations of the year 1926-27

No.	Name of Work.	Amount of Estimate, Direct and Indirect.	Capital Outlay, Direct and Indirect.		Length of	
			During 1926-27	To end of 1926-27.	Main Canal and branches	Distributaries.
1	2	3	4	5	6	7
	WORKS FOR WHICH CAPITAL AND REVENUE ACCOUNTS ARE KEPT.	Rs.	Rs.	Rs.	Miles.	Miles.
	PRODUCTIVE.					
1	Gadikeri Tank	16,918	...	16,918	...	1.50
2	Mavinkop Tank	33,504	...	33,504	...	2.79
3	Shahada Channel	1,07,547	5,207	1,07,547	20.52	1.15
	Total, Productive ..	1,57,969	5,207	1,57,969	20.52	5.44
	UNPRODUCTIVE.					
4	Hathmati and Khari Cut Canals combined	13,18,729	...	13,18,729	60.00	82.50
5	Wangroli Tank	2,93,295	...	2,93,295	17.26	...
6	Tranza Nagamma Tanks ..	2,80,635	...	2,80,635	7.60	...
7	Savli Tank	2,55,210	...	2,55,210	8.35	1.32
8	Sahiat Tank	1,84,029	...	1,84,029	9.25	1.79
9	Futelao Tank	1,16,461	...	1,16,461	3.99	...
10	Lower Panjhra River Works ..	4,68,621	...	4,68,621	...	45.00
11	Hartala Tank	73,382	...	73,382	...	5.50
12	Mhasva Tank	1,38,956	...	1,38,956	...	7.00
13	Jamda Canals	10,51,360	...	10,51,360	39.00	75.00
14	Bhatodi Tank	3,79,707	...	3,79,707	4.50	5.50
15	Ekruk Tank	13,40,386	...	13,40,386	48.00	1.68

* Area under consolidated

H.

in the Bombay Presidency, excluding Sind.

Area under Command.		Rain-fall.	Dis-charge of Canal at head, cubic feet per second.	Area.		Amount of gross Assessment.	Realiza-tions.	Working Expenses.	Net Revenue.
Gross.	Irrigable at present.			Applied for	Irrigat-ed.				
8	9	10	11	12	13	14	15	16	17,
Acres.	Acres.	Inches.		Acres.	Acres.	Rs.	Rs.	Rs.	Rs.
687	417	...	1.29	..	* 407	2,356	2,356	384	1,972
872	617	...	0.23	..	* 572	1,730	1,730	324	1,406
3,000	2,400	23.07	2.93	1,024	{ 1,043 * 1,022 }	12,858	10,590	2,522	8,068
4,559	3,434	1,024	{ 1,043 * 2,001 }	16,944	14,676	3,230	11,446
76,744	24,000	{ 33.42 51.38 }	127.0	9,014	9,286	54,089	23,554	59,414	—35,860
5,000	3,400	42.38	86.92	1,572	1,997	9,340	4,170	7,320	—3,150
1,500	800	45.27	7.73	170	158	1,336	854	1,993	—1,139
4,700	3,000	43.20	73.96	1,473	2,583	9,869	2,796	5,643	—2,847
4,000	2,000	44.77	48.53	753	890	4,457	1,539	4,371	—2,832
1,500	800	23.09	2.04	157	65	288	141	1,304	—1,163
13,117	12,627	15.03	3.62	880	805	23,662	23,261	8,295	14,966
584	415	20.12	0.02	16	* 1,281 16	745	697	872	—175
4,647	1,700	23.27	1.64	613	627	4,378	3,848	1,764	2,084
46,288	5,000	19.18	26.90	1,007	1,039	11,435	11,374	9,840	1,534
15,126	12,124	17.05	0.50	515	499	7,403	6,986	3,894	3,092
17,152	16,941	19.01	9.46	3,740	3,692	1,36,236	1,34,545	19,621	1,14,924

assessment.

STATEMENT

No.	Name of Work.	Amount of Estimate, Direct and Indirect.	Capital Outlay, Direct and Indirect.		Length of	
			During 1926-27.	To end of 1926-27.	Main Canal and branches	Distributaries.
1	2	3	4	5	6	7
	WORKS FOR WHICH CAPITAL AND REVENUE ACCOUNTS ARE KEPT— <i>contd.</i>	Rs.	Rs.	Rs.	Miles.	Miles.
	UNPRODUCTIVE— <i>contd.</i>					
16	Koregaon Tank	39,189	...	39,189	3.75	...
17	Ashti Tank	8,41,708	...	8,41,708	27.50	3.15
18	Pathri Tank	6,42,846	...	6,42,846	4.66	3.33
19	Krishna Canal	9,52,050	—38	9,49,807	63.87	...
20	Mhaswad Tank	20,96,016	...	20,96,016	66.25	43.36
21	Revari Canal	59,811	...	59,811	10.25	...
22	Upper Man River Works ..	4,39,286	...	4,39,286	17.50	6.50
23	Yerla River Irrigation Works ..	7,81,508	...	7,81,508	33.33	4.00
24	Chikhli Canal	57,442	...	57,442	6.50	...
25	Maini Tank	4,96,330	...	4,96,330	9.25	7.58
26	Muchkundi Tank	1,58,707	...	1,58,707	5.50	2.25
27	Gokak Canal, First Section and Storage Works	14,68,739	15,826	14,68,739	16.13	35.43
28	Dambal Tank	63,980	...	63,980	...	3.27
29	Medleri do.	81,392	...	81,392	...	5.64
30	Madag do.	1,67,598	...	1,67,598	9.00	...
31	Asundi do.	74,995	...	74,995	...	4.86
32	Dharma Canal	97,832	...	97,832	27.15	3.71
33	Kadwa River Works.	Waghad Tank ..	10,35,876	10,35,876
		Palkhed Canal ..			11.00	13.92
		Ojhar Tambat Canal ..			4.50	...
		Wadali Canal ..			8.62	...

* Area under

H—contd.

Area under Command.		Rain-fall.	Dis-charge of Canal at head, cubic feet per second.	Area.		Amount of gross Assessment.	Realiza-tions.	Working Expenses.	Net Revenue
Gross.	Irrigable at present.			Applied for	Irrigat-ed.				
8	9	10	11	12	13	14	15	16	17
Acres.	Acres.	Inchcs.		Acres.	Acres.	Rs.	Rs.	Rs.	Rs.
2,394	1,050	19.50	2.94	369	369	2,102	2,010	3,322	—1,312
17,882	11,780	19.37	9.27	4,198	4,198	31,476	25,240	8,587	16,653
5,000	2,500	26.86	6.39	1,179	1,179	13,069	11,288	3,933	7,355
28,327	12,320	30.59	38.05	7,446	6,938	50,788	77,179	23,677	53,502
129,045	24,800	16.38	27.00	4,710	5,282	56,347	62,235	23,458	38,777
3,813	1,920	25.61	1.83	497	523	2,413	338	1,539	—1,201
8,443	2,080	13.41	0.84	929	1,019	4,633	612	7,312	—6,700
11,234	5,480	20.45	9.17	4,536	4,864	22,845	35,538	29,953	5,585
1,871	1,478	16.32	4.10	375	389	1,594	605	767	—162
4,876	4,625	20.72	4.22	1,617	1,701	6,735	16,734	5,406	11,328
5,570	750	8.92	5,249	5,248	3,155	2,093
18,668	17,627	17.18	34.57	12,244	12,244	1,01,581	97,464	20,953	76,511
3,000	1,000	15.28	0.75	11	{ 11 *144 }	3,980	4,340	678	3,662
1,916	600	15.91	3.22	35	{ 35 35 }	774	521	2,566	—2,045
2,851	1,345	21.76	7.38	423	423	2,146	5,774	1,981	3,793
1,800	1,011	21.01	1.81	128	{ 128 *190 }	1,537	1,280	1,229	51
13,562	12,870	100.22	52.94	445	{ *445 *5,227 }	—163	46	1,688	—1,642
..	..	41.64	44,203	47,112	61,902	—14,790
28,832	11,853	21.94	26.00	2,073	2,573				
8,055	3,384	19.01	9.00	888	1,107				
3,486	2,785	17.72	7.00	887	1,078				

consolidated assessment.

STATEMENT

No.	Name of Work.	Amount of Estimate, Direct and Indirect.	Capital Outlay, Direct and Indirect.		Length of	
			During 1926-27.	To end of 1926-27.	Main Canal and branches	Distributaries.
1	2	3	4	5	6	7
	WORKS FOR WHICH CAPITAL AND REVENUE ACCOUNTS ARE KEPT— <i>concl'd.</i>	Rs.	Rs.	Rs.	Miles.	Miles.
	UNPRODUCTIVE— <i>concl'd.</i>					
34	Chankapur Tank—Girna Left Bank Canal ..	20,56,431	20,56,431	18·61	20·80
35	Pravara River Works— { Pravara Right Bank Canal .. } { Pravara Left Bank Canal .. }	1,50,36,408	18,576	1,50,36,408	{ 33·00 82·12 }	{ 13·00 90·62 }
36	{ Lake Beale—Darna Dam .. } { Godavari Right Bank Canal .. } { Godavari Left Bank Canal .. }	1,03,09,314	213	1,03,09,941	{ 74·00 48·00 }	{ 42·25 15·25 }
37	Parsul Tank ..	2,18,946	...	2,14,995	...	4·75
38	Mutha Canals including Matoba Tank ..	65,52,515	...	65,50,461	88·00	84·00
39	Nira Left Bank Canal including Shetphal Tank ..	1,03,15,215	8,69,760	1,10,56,697	106·79	139·00
40	Nira Right Bank Canal ..	5,83,07,259	15,30,025	3,52,27,019	†130·50	†174·00
41	Kasurdi Tank ..	45,590	...	45,590	...	1·75
42	Shirsuphal Tank ..	2,24,568	...	2,24,568	...	12·50
43	Bhadalvadi do. ..	2,27,422	...	2,27,422	...	9·75
	Total, Unproductive ..	11,87,49,744	24,34,362	9,64,03,365	1,103·73	969·96
	GRAND TOTAL ..	11,89,07,713	24,39,569	9,65,61,334	1,124·25	975·40

* This represents area indirectly irrigated by underground

† As completed to end of 1926-27.

‡ For rabi season only.

§ Area under consolidated assessment.

|| In the tract from mile 0 to 47 in the Mutha Canals

|| In the tract from mile 48 to 106½ in the Malsiras

H—concl'd.

Area under Com- mand.		Rain- fall.	Dis- charge of Canal at head, cubic feet per second.	Area.		Amount of gross Assess- ment.	Realiza- tions.	Working Expenses	Net Revenue.
Gross.	Irriga- ble at present.			Applied for	Irriga- ed.				
8	9	10	11	12	13	14	15	16	17
Acres.	Acres.	Inches.		Acres.	Acres.	Rs.	Rs.	Rs.	Rs.
29,182	8,500	12.76	52.00	10,086	10,905	55,910	46,324	37,495	8,829
73,763	16,960	13.69	92.00	10,797	9,938	6,59,104	5,40,463	3,03,234	2,37,229
154,957	40,040	14.19	279.00	23,679	22,072				
144,310	49,331	13.62	189.00	15,572	448	5,48,897	4,26,297	3,33,015	93,282
88,080	30,109	13.60	93.00	8,747	16,640 9,807				
3,337	1,000	5.09	2.00	1,354	939	3,081	3,568	1,992	1,576
104,787	20,050	{ 30.18 10.50	{ 165.00 8.00	Infor- mation not ava i l- able.	{ 18,533 *28	3,66,586	4,48,033	1,62,596	2,85,437
274,447	117,480	{ 15.38 18.52	{ 452.00 33.00		78,170				
559,657	132,000	{ 13.31 11.56	{ 1217.00 ...		26,558	1,90,764	78,115	89,531	—11,416
597	150	8.85	...		9	410	514	1,036	—522
4,500	1,800	13.55	3.00		828	6,443	6,874	3,070	3,804
3,000	2,000	13.80	4.00		1,240	6,697	2,854	3,421	—567
1,931,600	623,485	133,135	262,250 \$6,843 *28	35,44,679	30,19,663	15,27,230	14,92,433
1,936,159	626,919	134,159	263,293 \$8,843 *28	35,61,623	30,34,339	15,30,460	15,03,879

percolation from the Mutha Left Bank Canal.

Division.
Division.

Statistical Statements

for

Irrigation Works in Sind

For the year 1926-27

STATEMENT

Statement of Canals in the Indus Right

1	55, Construction of Irrigation, Navigation,					
	1.—					
	Begari Canals Division.			Ghar Canals Division.		Shikarpur
	Desert Canal.	Unhar-wah.	Begari Canal.	Ghar Canal.	Sukkur Canal.	Canals in Rohri.
	2	3	4	5	6	7
Source of supply of water ..	River Indus.	River Indus.	River Indus.	River Indus.	River Indus.	River Indus.
Minimum discharge } C. ft. per of water } second. }
Maximum discharge of canal ..	2,810	2,356	8,370	11,516	4,229	3,691
Average annual rainfall . Inches.	5.12	5.12	5.12	2.52	3.69	4.96
Gross area commanded.. Acres.	448,955	246,970	751,680	505,649	246,713	196,598
Culturable area com- manded ..	448,955	203,244	651,076	395,944	162,118	148,299
Area irrigable by com- plete project ..	223,283	84,748	262,884	250,000	90,000	81,237
Area irrigable at present. ..	240,847	107,463	287,728	250,000	90,000	21,237
Occupied area ..	409,021	163,166	643,945	354,926	142,480	84,590
Sanctioned estimate.						
Direct charges .. } Rs.	27,58,579	8,00,963	24,77,798	6,78,303	14,84,574	1,97,180
Indirect charges .. }						
Interest during construction ..	34,75,727	9,38,485	37,44,921	10,70,212	28,86,802	38,958
Total estimate .. Rs.	62,34,306	12,39,448	62,22,719	17,48,515	43,71,376	2,36,138
Expenditure to end of 1926-27						
Direct charges .. Rs.	26,74,305	7,80,140	23,98,462	64,357	14,21,461	1,93,671
Indirect charges ..	80,751	21,215	79,336	34,733	63,113	3,509
Interest during construction. ..	34,75,727	9,38,485	37,44,921	10,70,212	28,86,802	38,958
Total expenditure .. Rs.	62,30,783	17,39,840	62,22,719	11,69,302	43,71,376	2,36,138
Works as now sanctioned.						
Main canals irrigation .. Miles.	91	33	83	47	72	122
Branch canals ..	199	82	114	266	56	13
Distributaries ..	33	..	52	..	15	14
Total ..	323	115	249	313	143	149
Of above—						
Navigable canals ..	4	..	56	109
Works completed at end of 1926-27						
Main canals irrigation .. Miles.	91	33	83	47	72	125
Branch canals ..	199	82	114	266	56	23
Distributaries ..	33	..	52	..	15	4
Total ..	323	115	249	313	143	152
Of above—						
Navigable canals ..	4	..	56	109

I.A.

Bank Circle for 1926-27.

Embankment and Drainage Works—Capital Expenditure not charged to revenue.

Productive.

Canals Division.		Karachi Canals Division.				Western Nara Division.			Total, 55, Productive.
Sind Canal.	Rajib, Chitti and Garang.	Kalri Canal.	Indus Canals Right Bank.	Pinyari.	Indus Canals Left Bank.	Western Nara including Pritchard.	Phitta Canal.	Marvi-wah.	
8	9	10	11	12	13	14	15	16	17
River Indus.	River Indus.	River Indus.	River Indus.	River Indus.	River Indus.	River Indus.	River Indus.	River Indus.	
..
4,164	485	1,074	1,336	3,882	4,954	4,002	940	373
4-96	4-96	8-99	8-46	9-66	10-9	5-85	5-21	6-47
232,497	48,829	59,356	194,000	191,600	104,244	829,669	29,848	17,800	4,104,408
137,194	31,360	40,317	185,600	173,701	84,048	363,705	11,960	9,521	3,047,042
138,231	28,830	40,000	150,000	180,000	80,000	301,113	10,400	6,400	1,927,131
138,231	28,830	32,600	35,665	138,935	82,140	301,113	10,400	6,400	1,771,586
138,675	28,853	17,814	26,085	93,184	77,463	399,434	15,333	9,060	2,563,340
8,34,556	2,88,413	1,01,572	88,760	12,65,310	2,63,700	23,07,310	26,136	9,737	1,35,82,891
1,48,987	48,171	15,911	19,683	204,389	47,306	2,80,767	3,500	1,264	1,29,25,083
9,83,543	3,36,584	1,17,483	1,08,443	14,69,699	3,11,006	25,88,077	29,636	11,001	2,65,07,974
8,24,141	2,82,206	98,514	86,927	11,97,496	2,54,973	21,21,200	25,570	9,507	1,24,32,930
10,415	4,618	3,058	1,833	34,548	5,969	52,682	566	230	3,96,576
1,48,987	48,171	15,911	19,633	2,04,389	47,306	2,80,767	3,500	1,264	1,29,25,083
9,83,543	3,34,995	1,17,483	1,08,443	14,36,433	3,08,248	24,54,649	29,636	11,001	2,57,54,589
41	23	23	95	68	112	187	37	15	1,049
103	..	66	9	332	80	282	1,602
..	9	123
144	23	89	104	400	192	478	37	15	2,774
..	9	25	36	178	3	..	420
41	23	23	95	68	112	187	37	15	1,052
103	..	66	9	332	80	282	1,612
..	9	113
144	23	89	104	400	192	478	37	15	2,777
..	9	25	36	178	3	..	420

STATEMENT I-A—contd.

	55, Construction of Irrigation, Navigation, Embankment and Drainage Works—Capital Expenditure not charged to revenue.				
	2.—Unproductive.				Total, 55, Un- productive.
	Shikarpur Canals Division.	Karachi Canals Division.		Western Nara Division.	
	Mahiwah.	Sattah.	Baghar.	Dadu Canal.	
1	2	3	4	5	6
Source of supply of water ..	River Indus.	River Indus.	River Indus.	River Indus.	
Minimum discharge of } C. ft. per water } second. }
Maximum discharge of canal ..	2,899	1,510	10,307	330
Average annual rainfall .. Inches	4.96	12.83	9.3	6.50
Gross area commanded .. Acres.	200,251	36,971	112,057	35,676	384,955
Culturable area commanded. "	142,301	34,294	95,301	30,654	302,550
Area irrigable by complete project .. "	107,733	30,000	90,000	21,550	249,283
Area irrigable at present .. "	107,733	30,600	198,040	21,550	357,923
Area occupied .. "	147,302	14,694	33,898	19,707	215,601
<i>Sanctioned estimate.</i>					
Direct charges .. } Rs.	14,57,497	1,88,156	7,96,006	28,915	24,70,574
Indirect charges .. }					
Interest during construction .. "	11,57,229	1,33,738	91,719	3,760	13,86,446
Total estimate .. Rs.	26,14,726	3,21,894	8,87,725	32,675	38,57,020
<i>Expenditure to end of 1926-27.</i>					
Direct charges .. Rs.	13,98,177	1,81,886	7,23,735	28,249	23,32,047
Indirect charges .. "	59,320	6,270	18,216	666	84,472
Interest during construction .. "	11,57,229	1,33,738	91,719	3,760	13,86,446
Total expenditure .. Rs.	26,14,726	3,21,894	8,33,670	32,675	38,02,965
<i>Works as now sanctioned.</i>					
Main canals irrigation .. Miles.	37	32	93	23	185
Branch canals .. "	178	5	66	14	263
Distributaries .. "	87	87
Total .. "	302	37	159	37	535
Of above—					
Navigable canals .. "	..	4	93	3	100
<i>Works completed at end of 1926-27.</i>					
Main canals irrigation .. Miles.	37	32	93	23	185
Branch canals .. "	178	5	66	14	263
Distributaries .. "	87	87
Total .. "	302	37	159	37	535
Of above—					
Navigable canals .. "	..	4	93	3	100

STATEMENT

Statement of Canals in the Indus

55, Construction of Irrigation, Navigation, Embankment and Drainage					
I—Pro					
Hyderabad Canals					
1	Alibahar Kacheri.	Great Marakh.	Sarfraz.	Ghero Mahmudo.	Kari Shumali.
	2	3	4	5	6
Source of supply of water	Indus.	Indus.	Indus.	Indus.	Indus.
Minimum discharge of water C.ft. per second.	(a) 25,534	(a) 25,534	(a) 25,534	(a) 25,534	(a) 25,534
Maximum discharge of canal	300	1,752	1,311	1,236	1,431
Average annual rainfall	6' 63	6' 87	9' 88	9' 08	9' 13
Gross area commanded	60,739	231,594	142,822	275,531	320,787
Culturable area commanded	55,193	(c) 148,783	(c) 117,194	(c) 182,471	(c) 291,651
Area irrigable by complete project	18,300	73,929	40,800	68,623	99,989
Area irrigable at present	18,300	73,929	40,800	68,623	99,989
Occupied area	43,293	1,65,523	69,239	187,771	142,146
Sanctioned estimate.					
Direct charges Rs.	1,07,169	4,58,028	1,24,680	1,09,785	15,793
Indirect charges	74,867	4,98,396	2,41,690	15,375	2,496
Interest during construction					
Total, estimate .. Rs.	1,82,036	9,56,424	3,66,370	1,25,160	18,289
Expenditure to end of 1926-27.					
Direct charges Rs.	1,03,430	4,41,387	1,18,559	1,06,040	15,191
Indirect charges	3,739	16,641	6,121	3,745	602
Interest during construction	74,867	4,98,396	2,41,690	15,375	2,496
Total, expenditure .. Rs.	1,82,036	9,56,424	3,66,370	1,25,160	18,289
Works as now sanctioned.					
Main Canals Irrigation Miles.	26	24	80	16	37
Branch Canals	32	146	35	203	129
Distributaries
Of above					
Navigable Canals Miles.	22	22	30	58	31
Works completed at end of 1926-27.					
Main Canals Irrigation Miles.	26	24	80	16	37
Branch Canals	32	146	35	203	129
Distributaries
Of above					
Navigable Canals Miles.	22	22	30	58	31

(a) Minimum discharge of
 (b) Minimum discharge of
 (c) Figures reported by the

I-A—contd.

Left Bank Circle for the year 1926-27.

Works—Capital Expenditure not charged to Revenue—A—Irrigation Works.

ductive.

Division.		Fuleli Canals Division.		Nasrat Canals Division.	
Nasirwah.	Total.	Fuleli Canal.	Indus Canals.	Dambhro.	Naulakhi.
7	8	9	10	11	12
Indus.		Indus.	Indus.	Indus.	Indus.
(a) 25,534	..	(b) 23,306	(b) 23,306	(a) 25,534	(a) 25,534
2,023	..	10,858	1,513	631	2,796
7'93		13'81	11'41	4'66	4'43
130,360	1,161,833	1,703,000	147,800	135,230	252,009
(c) 118,850	913,652	(c) 1,459,299	(c) 94,690	51,290	162,189
42,318	343,959	400,000	35,000	72,165	105,240
42,318	343,959	400,000	30,000	16,230	52,180
85,571	693,543	721,684	61,725	41,231	127,070
47,157	8,62,612	32,24,421	1,15,928	51,818	1,35,678
6,998	8,39,822	36,11,781	18,818	6,955	20,585
54,155	17,02,434	68,36,202	1,34,746	58,773	1,56,263
45,640	8,30,247	30,98,823	1,12,485	50,514	1,31,640
1,517	32,365	1,19,831	3,443	1,304	4,038
6,998	8,33,822	36,11,781	18,818	6,955	20,585
54,155	17,02,434	68,30,435	1,34,746	58,773	1,56,263
28	211	100	65	30	28
102	647	872	70	34	81
..	..	28	4	15
16	179	328	10	64	124
28	211	100	65	30	28
102	647	872	70	34	81
..	..	28	4	15
16	179	328	10	64	124

Indus at Sukkur.
Indus at Kotri.
Collectors.

STATEMENT

55, Construction of Irrigation, Navigation, Embankment and Drainage					
2—Unpro-					
1	Jamrao Canal Division.	Eastern Nara			
	Jamrao Canal.	Nara Supply Channel.	Eastern Nara Canal.	Mithrao Canal.	Thar Canal.
	2	3	4	5	6
Source of supply of water	Eastern Nara.	Indus.	Nara supply channel.	Eastern Nara	
Minimum discharge of water C.ft. per second.	(a) 25,534
Maximum discharge of canal	3,338	6,909	2,654	1,099
Average annual rainfall Inches.	16.54	4.19	13.10
Gross area commanded Acres.	870,850	151,400	789,991	437,551	158,044
Culturable area commanded	(c) 804,535	(c) 39,522	(c) 458,443	(c) 405,699	136,000
Area irrigable by complete project	300,000	12,200	90,900	143,500	50,000
Area irrigable at present	268,423	12,200	42,200	136,300	50,000
Occupied area	677,193	19,756	221,209	296,876	129,185
<i>Sanctioned estimate.</i>					
Direct charges Rs.	99,42,498
Indirect charges	86,98,688
Interest during construction					
Total, estimate Rs.	1,86,41,186
<i>Expenditure to end of 1926-27.</i>					
Direct charges Rs.	95,70,599
Indirect charges	2,93,198
Interest during construction	86,98,688
Total, expenditure Rs.	1,85,62,485
<i>Works as now sanctioned.</i>					
Main Canals Irrigation .. Miles.	138	12	264	97	24
Branch Canals	58	33	47
Distributaries	511	18	101	19
Of above					
Navigable Canals	12	204	45
<i>Works completed at end of 1926-27.</i>					
Main Canals Irrigation .. Miles.	138	12	264	97	24
Branch Canals	58	33	47
Distributaries	511	18	101	19
Of above					
Navigable Canals .. Miles.	12	204	45

(a) Minimum discharge of
 (b) Minimum discharge of
 (c) These figures are copied

I-A—concl'd.

Works—Capital Expenditure not charged to Revenue—A—Irrigation Works.—cont'd.

ductive.

Division.			Fuleli Canals Division.	Nasrat Canals Division.		
Khipro Canal.	Hiral Canal.	Total.	Hasanali Canal.	Dad Canal including Ren Distributary.	Nasrat Canal.	Total.
7	8	9	10	11	12	13
Eastern Nara.	Eastern Nara.		Indus.	Indus.	Indus.	
.. 153	.. 231	(b) 23,306	(a) 25,534	(a) 25,534
0'29	0'75	990	3,803	2,545
35,743	55,480	1,628,209	12'42	11'4	3'18
33,845	50,154	1,123,663	144,000	670,479	383,700	1,056,179
8,000	15,700	320,300	(c) 77,933	326,477	323,113	649,590
8,000	20,000	268,700	21,000	156,685	104,100	260,785
23,122	43,310	733,458	19,000	128,885	88,005	216,890
			36,124	276,772	240,423	517,195
..	..	86,43,797	3,10,082	27,10,663	18,66,744	45,77,407
..	..	1,26,34,348	2,30,776	22,67,097	15,22,439	37,89,536
..	..	2,12,78,145	5,40,858	49,77,760	33,89,183	83,66,943
..	..	83,06,467	2,95,925	26,03,248	18,08,468	44,11,716
..	..	2,95,985	15,085	95,028	58,276	1,53,304
..	..	1,26,34,348	2,30,776	22,67,097	15,22,439	37,89,536
..	..	2,12,36,800	5,41,786	49,65,373	33,89,183	83,54,556
.. 15	19	431	31	96	97	193
.. 22	22	102	45	193	95	288
.. 13	13	151	14	120	118	238
..	..	261	39	409	310	719
.. 15	19	431	31	87	80	167
.. 22	22	102	45	199	137	336
.. 13	13	151	14	91	69	160
..	..	261	39	377	286	663

Indus at Bukkur.
Indus at Kotri.
from the Collectors' reports.

STATEMENT

Capital Account of Irrigation Works in

Name of Work.	DURING				
	Direct				
	Works.	Establishment.	Tools and Plant.	Pensionary Charges.	Total.
1	2	3	4	5	6
A. IRRIGATION WORKS.					
<i>Productive.</i>					
	Rs.	Rs.	Rs.	Ps.	Rs.
1. Desert Canal	915	330	6	46	1,297
2. Unharwah	467	98	3	14	582
3. Bezari Canal
4. Sukkur Canal
5. Gbar Canal
6. Alibabar Kacheri Canal
7. Great Marak Canal
8. Sarfrazwah
9. Fuleli Canal	14,116	23,794	507	3,331	41,748
10. Naulakhi Canal
11. Kalri Canal	206	29	235
12. Pinyari Canal	26,763	14,048	2,085	1,967	44,863
13. Indus Canals, Right Bank
14. Indus Canals, Left Bank	927	676	97	95	1,795
15. Sind Canal and Branches
16. Rajib, Chitti and Garang	173	37	1	5	216
17. Canals in Rohri
18. Western Nara and Pritchard	72,411	15,230	457	2,132	90,230
19. Phitta
20. Marviwah
21. Gharo Mahmudo
22. Kari Shumali
23. Nasirwah
24. Indus Canals (other Canals, Fuleli Canals Division)	412	58	470
25. Dambhro
26. Lloyd Barrage and Canals Construction	1,18,91,406	28,18,312	6,42,251 (a) 5,11,229 (b) 27,56,909	3,94,563	1,90,14,670
27. Carakino Canal	16,584	3,487	104	488	20,663
Total, Productive	1,20,23,762	28,76,630	6,45,511 (a) 5,11,229 (b) 27,56,909	4,02,728	1,92,16,769

(a) Suspense

I-B.

Sind for and to end of 1926-27.

YEAR.

Charges.		Indirect Charges.				Grand total.
Deduct Receipts on Capital Account.	Total.	Capitalization.	Leave and Pension Allowances.	Audit and Accounts.	Total.	
7	8	9	10	11	12	13
Rs.	Rs.	Rs.	Rs.	Rs.	Rs.	Rs.
....	1,297	179	9	188	1,485
....	582	5	5	587
....
....
....
....
....
....	41,748	276	141	417	42,165
....
....	235	235
....	44,863	48	268	316	45,179
....
....	1,795	9	9	1,804
....
....	216	240	2	242	458
....
....	90,230	724	724	90,954
....
....
....
....
....	470	470
....
41,960	1,89,72,710	2,46,760	1,18,914	3,65,674	1,93,38,384
....	20,663	3,346	166	3,512	24,175
41,960	1,91,74,809	2,50,849	1,20,238	3,71,087	1,95,45,896

account. (b) Interest.

MO F 3-31a

STATEMENT

Name of Work.	To end				
	Direct				
	Works.	Establishment.	Tools and Plant.	Pensionary Charges.	Total.
	14	15	16	17	18
1					
Productive—contd.	Rs.	Rs.	Rs.	Rs.	Rs.
1. Desert Canal	21,59,725	4,88,971	25,601	46	26,74,342
2. Unharwah	6,41,242	1,36,40	2,481	14	7,80,140
3. Begari Canal	20,33,882	3,59,344	5,255	..	23,98,481
4. Sukkur Canal	11,86,861	2,20,331	14,429	..	14,21,621
5. Ghar Canal	5,26,909	1,12,454	4,207	..	6,43,570
6. Alibahar Kacheri Canal	79,126	23,668	636	..	1,03,430
7. Great Marak Canal	3,46,335	91,514	3,618	..	4,41,467
8. Sarfrazwah	1,03,432	15,097	30	..	1,18,559
9. Fuleli Canal	24,27,022	6,49,055	19,919	3,331	30,99,327
10. Naulakhi Canal	1,01,979	28,821	840	..	1,31,640
11. Kalri Canal	75,665	21,784	1,036	29	98,514
12. Pinyari Canal	9,63,941	2,20,621	10,967	1,967	11,97,496
13. Indus Canals, Right Bank	73,467	13,087	373	..	86,927
14. Indus Canals, Left Bank	2,10,823	43,233	822	95	2,54,973
15. Sind Canal and Branches	7,49,057	74,023	1,061	..	8,24,141
16. Rajib, Chitti and Garang	2,52,175	29,959	27	5	2,82,206
17. Canals in Rohri	1,69,864	23,459	348	..	1,93,671
18. Western Nara and Pritchard	17,19,617	3,86,380	13,071	2,132	21,21,200
19. Fhitta	21,582	4,041	— 53	..	25,570
20. Marviwah	7,837	1,632	38	..	9,507
21. Gharo Mahmudo	79,028	26,735	277	..	1,06,040
22. Kari Shumali	10,823	4,302	66	..	15,191
23. Nasirwah	34,842	10,840	— 42	..	45,640
24. Indus Canals (other Canals, Fuleli Canals Division)	86,777	24,845	805	58	1,12,485
25. Dambhro	40,671	9,313	530	..	50,514
26. Lloyd Barrage and Canals Construction	4,07,16,345	90,50,210	17,98,847 (a) 15,1,933 (b) 34,74,645	3,94,563	5,69,48,544
27. Garkino Canal	1,06,855	22,776	664	498	1,30,783
Total, Productive	5,49,25,882	1,20,92,937	68,94,432	4,12,728	7,43,15,979

(a) Suspense

I-B—contd.

OF YEAR.						
Charges.		Indirect Charges.				Grand Total.
Deduct Receipts on Capital Account.	Total.	Capita- lization.	Leave and Pension Allow- ances.	Audit and Accounts.	Total.	
19	20	21	22	23	24	25
Rs.	Rs.	Rs.	Rs.	Rs.	Rs.	Rs.
37	26,74,305	2,463	78,132	156	80,751	27,55,056
....	7,80,140	2,033	19,082	100	21,215	8,01,355
19	23,98,462	17,969	61,340	27	79,336	24,77,798
160	14,21,461	20,466	42,270	377	63,113	14,84,574
....	6,43,570	13,954	20,276	503	34,733	6,78,303
....	1,03,430	..	3,527	112	3,739	1,07,169
80	4,41,387	1,701	14,775	165	16,641	4,58,028
....	1,18,559	3,102	3,019	6,121	1,24,680
504	30,98,823	15,825	97,006	7,000	1,19,831	32,18,654
....	1,31,640	..	4,038	4,038	1,35,678
....	98,514	..	2,908	150	3,058	1,01,572
....	11,97,496	770	28,922	4,856	34,548	12,32,044
....	86,927	..	1,833	1,833	88,760
....	2,54,973	..	5,960	9	5,969	2,60,942
....	8,24,141	..	10,366	49	10,415	8,34,556
....	2,82,206	240	4,191	187	4,618	2,86,824
....	1,93,671	..	3,283	226	3,509	1,97,180
....	21,21,200	..	51,958	724	52,682	21,73,882
....	25,570	..	566	566	26,136
....	9,507	..	230	230	9,737
....	1,06,040	..	3,745	3,745	1,09,785
....	15,191	..	602	602	15,793
....	45,640	..	1,517	1,517	47,157
....	1,12,485	..	3,437	6	3,443	1,15,928
....	50,514	..	1,304	1,304	51,818
63,335	5,68,85,009	4,32,331	8,05,540	4,04,570	16,42,441	5,85,27,450
....	1,30,783	3,346	2,700	1,069	7,115	1,37,898
64,335	7,42,51,644	5,14,200	12,72,527	4,20,386	22,07,113	7,64,58,757

account. (b) Interest.

STATEMENT

Name of Work.	DURING				
	Direct				
	Works.	Establishment.	Tools and Plant.	Pensionary Charges.	Total.
1	2	3	4	5	6
	Rs.	Rs.	Rs.	Rs.	Rs.
<i>Unproductive.</i>					
28. Eastern Nara Works	3,750	1,307	85	183	5,326
29. Jamroo Canal	-233	-81	-5	-11	-330
30. Hasanali Canal	12	1,414	197	1,623
31. Mahiwah
32. Dad Canal	6,388	2,726	146	312	9,072
33. Nasrat Canal
34. Suttah Canal
35. Beghar Canal	89,974	18,923	568	2,649	1,12,114
36. Dadu Canal
37. Sebarwah
38. Naviakhi (Abandoned Project)
Total, Unproductive ..	99,891	23,789	79	3,330	1,27,805
Grand total ..	1,21,23,653	29,00,419	6,46,306 (a) 5,11,221 (b) 7,56,909	4,06,058	1,92,44,574

(a) Suspense

I-B—contd.

YEAR.						
Charges.		Indirect Charges				Grand total.
Deduct— Receipts on Capital Account.	Total.	Capitaliza- tion.	Leave and Pension Allow- ances.	Audit and Accounts.	Total.	
7	8	9	10	11	12	13
Rs.	Rs.	Rs.	Rs.	Rs.	Rs.	Rs.
....	5,326	38	38	5,364
....	-330	-2	-2	-332
....	1,623	1,623
....
....	9,072	64	64	9,136
....
....
....	1,12,114	900	900	1,13,014
....
687	-687	-687
....
687	1,27,118	1,000	1,000	1,28,118
42,647	1,93,01,927	2,50,849	1,21,238	3,72,087	1,96,74,014

account. (b) Interest.

STATEMENT

Name of Work.	TO END				
	Direct				
	Works.	Establishment.	Tools and Plant.	Pensionary Charges	Total.
	14	15	16	17	18
	Rs.	Rs.	Rs.	Rs.	Rs.
<i>Unproductive,—contd.</i>					
28. Eastern Nara Works	65,52,823	16,65,940	87,697	183	83,06,643
29. Jamrao Canal	77,13,552	16,61,841	1,91,592 (a) 4,606	—11	95,71,580
30. Hasanali Canal	2,38,366	51,985	5,377	197	2,95,925
31. Mahiwah	11,41,877	2,46,623	9,683	..	13,98,183
32. Dad Canal	22,00,504	3,82,737	19,729	312	26,03,282
33. Nasrat Canal	15,48,144	2,53,589	6,893	..	18,08,626
34. Sutta Canal	1,46,599	33,169	2,118	..	1,81,886
35. Baghar Canal	5,99,363	1,17,582	4,141	2,649	7,23,735
36. Dadu Canal	23,324	4,764	161	..	28,249
37. Scharwah	23,823	3,831	375	..	28,029
38. Naulakhi (Abandoned Project)..	4,876	236	5,112
Total, Unproductive	2,01,93,251	44,22,297	3,32,372	3,330	2,49,51,250
Grand total	7,51,19,133	1,65,15,234	72,26,804	4,06,058	9,92,67,229

(a) Surana

I-B—concl'd.

OF YEAR..

Charges.		Indirect Charges.				Grand total.
Deduct— Receipts on Capital Account.	Total.	Capita- lization.	Leave and Pen- sion Allow- ances.	Audit and Accounts.	Total.	
19	20	21	22	23	24	25
Rs.	Rs.	Rs.	Rs.	Rs.	Rs.	Rs.
176	83,06,467	9,533	2,77,001	9,451	2,95,985	86,02,452
981	95,70,599	54,147	2,32,669	6,382	2,93,198	98,63,797
....	2,95,925	7,976	7,079	30	15,085	3,11,010
6	13,98,177	24,649	34,527	144	59,320	14,57,497
34	26,03,248	41,453	53,273	302	95,028	26,98,276
158	18,08,468	22,749	35,500	27	58,276	18,66,744
....	1,81,886	1,597	4,643	30	6,270	1,88,156
....	7,23,735	357	13,811	4,048	18,216	7,41,951
....	28,249	666	..	666	28,915
2,199	25,830	537	—11	526	26,356
....	5,112	33	..	33	5,145
3,554	2,49,47,696	1,62,461	6,59,739	20,403	8,42,603	2,57,90,299
67,889	9,91,99,340	6,76,661	19,32,266	4,40,789	30,49,716	10,22,49,056

account.

S. K. MEHTA,
Assistant Accounts Officer.

STATEMENT

STATEMENT SHOWING THE FINANCIAL RESULTS OF IRRIGATION

Realizations under main heads of

Works.	REVENUE (ACTUAL)						
	Irrigation.					Plantations.	Miscellaneous.
	Direct.	Indirect.			Total.		
	Water rates directly paid.	Share of Land Revenue.	4 per cent. on 1/10 of proceeds from sale of occupancy rights in waste or other lands up to end of year	Total.			
1	2	3	4	5	6	7	8
Productive	Rs.	Rs.	Rs.	Rs.	Rs.	Rs.	Rs.
1. Desert Canal ..	81,757	4,37,100	2,652	4,39,752	5,21,509	90	3,062
2. Unharwah	2,47,158	3,362	2,50,520	2,50,520	40	1,629
3. Begari Canal ..	27,429	6,45,949	10,734	6,56,683	6,84,112	10	11,186
4. Sukkur Canal ..	1,246	2,32,933	909	2,33,842	2,35,088	112	2,714
5. Ghar Canal ..	9,688	9,46,732	7,731	9,54,463	9,64,151	137	11,721
6. Alibahar Kacheri Canal ..	561	28,804	846	29,650	30,211	..	1,841
7. Great Marak Canal ..	2,616	1,90,753	3,690	1,94,443	1,97,059	21	4,800
8. Sarfrazwah ..	1,204	50,642	1,413	52,055	53,259	222	1,557
9. Fuleli Canal ..	51,371	9,18,374	27,917	9,46,291	9,97,662	164	25,488
10. Naulakhi Canal ..	864	1,58,260	751	1,59,011	1,59,875	..	497
11. Kalri Canal	35,716	665	36,381	36,381	..	377
12. Pinyari Canal ..	1,113	2,52,337	5,740	2,58,127	2,59,240	245	2,737
13. Indus Canals, Right Bank ..	1,768	43,516	2,326	45,842	47,610	..	216
14. Indus Canals, Left Bank ..	863	1,07,724	2,631	1,10,355	1,11,218	..	1,204
15. Sind Canal and Branches ..	3,550	2,44,554	9,173	2,53,727	2,57,277	..	1,945
16. Rajib, Chitti and Garang ..	830	75,596	2,018	77,614	78,444	..	276
17. Canals in Rohri ..	3,778	1,47,549	4,704	1,52,253	1,56,031	..	2,214
18. Western Nara and Pritchard ..	7,557	8,45,669	12,465	8,58,134	8,65,691	570	9,320
19. Phitta	13,321	503	13,824	13,824	..	418
20. Marviwah	16,932	890	17,822	17,822	..	34
21. Gharo Mahmud ..	4,391	1,55,581	2,857	1,58,438	1,62,829	44	1,824
22. Kari Shumali ..	2,240	74,441	3,388	77,829	80,078	7	676
23. Nasirwah ..	8	66,321	1,834	68,155	68,163	34	821

No. I-C.

WORKS IN SIND FOR THE YEAR ENDED 31ST MARCH 1927.

Revenue and Working Expenses.

RECEIPTS)					WORKING EXPENSES.			
Total. 9	Less—Refunds of revenue. 10	Gross revenue less refunds. 11	Deduct—Share due to old irrigation. 12	Total revenue due to improvements. 13	Revenue Management.			
					Establishment.			Total Revenue Management. 17
					Direction. 14	Executive. 15	Civil Officers. 16	
Rs.	Rs.	Rs.	Rs.	Rs.	Rs.	Rs.	Rs.	Rs.
5,24,661	..	5,24,661	..	5,24,661	26,297	26,297
2,52,189	..	2,52,189	..	2,52,189	14,862	14,862
6,95,308	..	6,95,301	33,613	6,61,688	40,835	40,835
2,37,914	..	2,37,914	84,806	1,53,108	17,453	17,453
9,76,009	24	9,75,766	1,35,512	8,40,254	63,115	63,115
32,052	1	32,051	17,505	14,546	2,465	2,465
2,01,880	4	2,01,876	59,437	1,42,439	13,980	13,980
55,038	..	55,038	18,806	36,232	3,875	3,875
10,23,314	1,510	10,21,804	2,44,549	7,77,255	68,492	68,492
1,60,372	..	1,60,372	..	1,60,372	9,558	9,558
36,758	15	36,743	..	36,743	2,143	2,143
2,62,222	49	2,62,173	..	2,62,173	15,236	15,236
47,826	..	47,826	..	47,826	2,719	2,719
1,12,422	..	1,12,422	..	1,12,422	6,564	6,564
2,59,222	..	2,59,222	..	2,59,222	14,949	14,949
78,720	..	78,720	..	78,720	4,589	4,589
1,58,245	530	1,57,715	..	1,57,715	9,112	9,112
8,75,581	..	8,75,581	..	8,75,581	51,341	51,341
14,242	..	14,242	..	14,242	799	799
17,856	..	17,856	..	17,856	1,016	1,016
1,64,697	4	1,64,693	..	1,64,693	9,645	9,645
80,761	2	80,759	..	80,759	4,607	4,607
69,018	..	69,018	..	69,018	3,988	3,988

STATEMENT

Works.	WORKING							
	MAINTENANCE							
	Establishment.			Pensionary Charges.	Works.	Repairs.	Sundries.	Plantations.
	Direction.	Executive.	Total.					
I	18	19	20	21	22	23	24	25
Productive	Rs.	Rs.	Rs.	Ps.	Rs.	Rs.	Rs.	Rs.
1. Desert Canal	35,366	4,951	285	1,66,371	..	1,487
2. Unharwah	12,284	1,720	3,736	54,129	..	537
3. Begari Canal	59,457	8,322	6,129	2,75,715	..	843
4. Sukkur Canal	18,934	2,545	..	87,900	—77	2,130
5. Ghar Canal	60,197	8,289	296	2,83,710	—296	2,200
6. Alibahar Kacheri Canal	2,725	194	291	7,529
7. Great Marak Canal	18,849	2,212	1,285	52,700	..	104
8. Sarfrazwah	5,410	588	164	14,725	..	633
9. Fuleli Canal	73,673	8,218	6,311	2,02,331	—13	2,766
10. Naulakhi Canal	9,887	1,384	373	27,999
11. Kolri Canal	7,362	1,031	..	35,005
12. Pinyari Canal	30,041	4,206	18,048	1,24,492	—265	287
13. Indus Canals, Right Bank	4,812	674	2,989	19,889
14. Indus Canals, Left Bank	10,202	1,428	467	48,037
15. Sind Canal and Branches	14,089	1,972	2,152	64,767	—10	65
16. Rajib, Chitti and Garang	3,719	521	..	17,673	..	6
17. Canals in Rohri	17,316	2,424	725	81,092	..	63
18. Western Nara and Pritchard	61,045	8,546	1,009	2,83,554	—117	5,669
19. Phitta	568	79	..	2,702
20. Marviwab	2,691	377	..	12,796
21. Gharo Mahmudo	17,046	2,386	957	47,607	—4	350
22. Kari Shumali	9,606	1,345	..	27,498	..	68
23. Nasirwah	7,684	1,076	544	20,698	..	807

No. I-C—contd.

EXPENSES—contd.								NET REVENUE	
AND REPAIRS.		Indirect charges.	Grand Total Working Expenses.	Deduct—Old maintenance charges.			Total Working expenses on improvements.	Total.	Due to improvements.
Tools and Plant.	Total cost of Maintenance.			Direct.	Indirect.	Total.			
26	27	28	29	30	31	32	33	34	35
Rs.	Rs.	Rs.	Rs.	Rs.	Rs.	Rs.	Rs.	Rs.	Rs.
1,061	2,09,521	1,681	2,37,499	2,37,499	2,87,162	2,87,162
369	72,775	655	88,292	88,292	1,63,897	1,63,897
1,785	3,52,251	2,880	3,95,966	8,757	2	8,759	3,87,207	2,99,335	2,74,481
568	1,12,000	1,015	1,30,468	13,256	106	13,362	1,17,106	1,07,446	36,002
1,807	3,56,203	3,772	4,23,090	18,680	161	18,841	4,04,249	5,52,676	4,36,005
179	10,918	206	13,589	9,078	188	9,266	4,323	18,462	10,223
1,239	76,389	828	91,197	22,978	427	23,405	67,792	1,10,679	74,647
356	21,876	280	26,031	7,651	170	7,821	18,210	29,007	18,022
4,843	2,98,129	3,606	3,70,227	1,14,265	2,096	1,16,361	2,53,866	6,51,577	5,23,389
650	40,293	284	50,135	50,135	1,10,237	1,10,237
221	43,619	350	46,112	46,112	—9,369	—9,369
902	1,77,711	1,428	1,94,375	1,94,375	67,798	67,798
144	28,508	230	31,457	31,457	16,369	16,369
306	60,440	485	67,489	67,489	44,933	44,933
423	83,458	670	99,077	99,077	1,60,145	1,60,145
111	22,030	177	26,796	26,796	51,924	51,924
558	1,02,178	845	1,12,135	1,12,135	45,580	45,580
1,832	3,61,538	2,902	4,15,781	4,15,781	4,59,800	4,59,800
17	3,366	27	4,192	4,192	10,050	10,050
81	15,945	128	17,089	17,089	767	767
1,121	69,463	489	79,597	79,597	85,096	85,096
631	39,148	276	44,031	44,031	36,728	36,728
505	31,314	220	35,522	35,522	33,496	33,496

STATEMENT

		REVENUE (ACTUAL)					
		Irrigation.					
Works.	Direct.	Indirect.			Total.	Plantations.	Miscellaneous
		Water rates directly paid.	Share of land Revenue.	4 per cent on 9/10ths of proceeds from sale of occupancy rights in waste or other lands up to end of year.			
1	2	3	4	5	6	7	8
<i>Productive -- contd.</i>							
24. Indus Canals (other canals Fuleli Canals Division).	Rs. 26	Rs. 77,479	Rs. 1,446	Rs. 78,925	Rs. 78,951	Rs. ..	Rs. 913
25. Dambhro	42,161	529	42,690	42,690	..	67
Total, Productive ..	2,02,869	60,55,652	1,11,174	61,66,826	63,69,697	1,696	87,537
<i>Unproductive</i>							
26. Eastern Nara Works ..	3,125	4,84,659	6,439	4,91,098	4,94,223	523	16,029
27. Jamrao Canal	5,109	6,41,408	78,445	7,19,853	7,24,962	31,325	29,470
28. Hasanaliwah	282	52,034	1,091	53,125	53,407	..	705
29. Mahiwah	2,432	1,72,464	4,599	1,77,063	1,79,495	..	2,724
30. Dad Canal	5,670	3,24,329	9,205	3,33,534	3,39,204	350	3,199
31. Nasrat Canal	59	2,54,841	14,517	2,69,358	2,69,417	240	1,628
32. Sutrah	297	40,471	1,131	41,602	41,899	..	148
33. Baghar	1,011	77,532	1,795	79,327	80,338	34	946
34. Dadu Canal	27,316	553	27,869	27,869	..	1,212
Total, Unproductive ..	17,985	20,75,054	1,17,775	21,92,829	22,10,814	32,472	56,061
Grand total ..	2,20,854	81,30,706	2,28,949	83,59,655	85,80,509	34,168	1,43,598

(a) The amount of Rs. 5 on account of Refunds of Revenue is deducted from Gross

No. I-C—contd.

RECEIPTS).					WORKING EXPENSES.			
Total. 9	Less—Refunds of revenue. 10	Gross revenue less refunds. 11	Deduct—Share due to old irrigation. 12	Total revenue due to improvement. 13	Revenue Management.			
					Establishment.			Total Revenue Management. 17
					Direction. 14	Executive. 15	Civil officers. 16	
Rs.	Rs.	Rs.	Rs.	Rs.	Rs.	Rs.	Rs.	Rs.
79,864	..	79,864	..	79,864	4,650	4,650
42,757	..	42,757	..	42,757	2,530	2,530
64,58,928	2,365	64,56,563	5,94,228	58,62,335	3,94,820	3,94,820
5,10,775	143	5,10,632	3,444	5,07,188	..	65,645	29,829	95,474
7,85,757	346	7,85,411	..	7,85,411	..	1,49,641	19,891	1,69,532
54,112	..	54,112	5,916	48,196	..	6,054	3,220	9,274
1,82,219	..	1,82,219	1,10,497	71,722	12,901	12,901
3,42,753	94	3,42,659	(a) 83,908	2,58,751	..	37,386	22,943	60,329
2,71,285	61	2,71,224	72,854	1,98,370	..	53,578	16,198	69,776
42,047	..	42,047	16,145	25,902	2,604	2,604
81,318	1	81,317	..	81,317	4,715	4,715
29,081	..	29,081	..	29,081	1,667	1,667
22,99,347	645	22,98,702	2,92,764	20,05,938	..	3,12,304	1,13,968	4,26,272
87,58,275	3,010	87,55,265	8,86,992	78,68,273	..	3,12,304	5,08,788	8,21,092

Revenue Rs. 83,913 and Net Revenue shown here.

STATEMENT

Works.	WORKING							
	Maintenance							
	Establishment.				Works.	Repairs.	Sundries.	Plantations.
	Direction.	Executive.	Total.	Pensionary charges.				
1	18	19	20	21	22	23	24	25
<i>Productive—contd.</i>	Rs.	Rs.	Rs.	Rs.	Rs.	Rs.	Rs.	Rs.
24. Indus Canals (other canals Fuleli Canals Division).	11,151	1,561	..	31,999
25. Dambhro	2,453	343	..	7,039
Total, Productive	4,96,567	66,392	45,761	19,97,957	—782	18,015
<i>Unproductive</i>								
26. Eastern Nara Works	73,463	19,476	11,937	2,10,316	..	3,271
27. Jamrao Canal	90,104	33,564	40,757	2,33,464	—12	230
28. Hasanaliwah	6,613	1,695	1,897	16,278
29. Mahiwah	23,670	3,041	839	1,11,366	..	334
30. Dad Canal	45,514	10,468	1,116	1,12,111	—151	5,716
31. Nasrat Canal	56,817	15,002	1,627	1,52,497	—127	4,268
32. Suttah	2,618	142	467	11,979	—6	..
33. Baghar	7,346	1,029	..	34,617	..	311
34. Dadu Canal	2,410	337	..	11,458
Total, Unproductive	3,08,555	84,754	58,640	8,94,086	—296	14,130
Grand total	8,05,122	1,51,146	1,04,401	28,92,043	—1,078	32,145

No. I-C—concl'd.

EXPENSES—contd.								NET REVENUE.	
and Repairs.		Indirect Charges.	Grand Total, Working Expenses.	Deduct—Old maintenance charges.			Total Working Expenses on improvements.	Total.	Due to improvements.
Tools and Plant.	Total Cost of Maintenance,			Direct.	Indirect.	Total.			
26	27	28	29	30	31	32	33	34	35
Rs.	Rs.	Rs.	Rs.	Rs.	Rs.	Rs.	Rs.	Rs.	Rs.
733	45,444	320	50,414	50,414	29,450	29,450
161	9,996	70	12,596	12,596	30,161	30,161
20,603	26,44,513	23,824	30,63,157	1,94,665	3,150	1,97,815	28,65,342	33,93,406	29,96,993
4,550	3,23,013	2,256	4,20,743	344	..	344	4,20,399	89,889	86,789
5,621	4,03,728	2,744	5,76,004	5,76,004	209,407	2,09,407
416	26,899	236	36,409	3,380	78	3,458	32,951	17,703	15,245
710	1,39,960	2,098	1,54,959	21,007	273	21,280	1,33,679	27,260	—61,957
2,725	1,77,499	2,049	2,39,877	44,071	1,138	45,209	1,94,668	1,02,782	64,083
3,628	2,33,712	1,928	3,05,416	19,355	453	19,808	2,85,608	—34,192	—87,238
79	15,279	287	18,170	8,993	225	9,218	8,952	23,877	16,950
221	43,524	349	48,588	48,588	32,729	32,729
72	14,277	115	16,059	16,059	13,022	13,022
18,022	13,77,891	12,062	18,16,225	97,150	2,167	99,317	17,16,908	4,82,477	2,89,030
38,625	40,22,404	35,886	48,79,382	2,91,815	5,317	2,97,132	45,82,250	38,75,883	32,86,023

S. K. MEHTA,
Assistant Accounts Officer.

STATEMENT

Statement showing the Financial results of Irrigation, Navigation, Embank

Serial Number	Name of work.	GENERAL FINANCIAL RESULTS TO END OF							
		Mileage in operation.		Estimated cost of construction (direct and indirect).	Date of completion of work.	Date when system first came into operation.	Total capital outlay (direct and indirect).	Accumulated - arrears of interest.	Accumulated surplus revenues.
		Main canals and branches.	Distributaries.						
1	2	3	4	5	6a	6b	7	8	9
	A.—IRRIGATION WORKS.	Miles.	Miles.	Rs.	Date.	Date.	Rs.	Rs.	Rs.
	<i>Productive</i>								
1	Desert Canal ..	288·25	32·50	27,58,579	1891-92	1872-73	27,55,056	..	42,07,407
2	Unharwah ..	115·10	5·00	8,00,963	1890-91	1885-86	8,01,355	..	30,45,339
3	Begari Canal ..	189·25	52·00	24,77,798	1890-91	1855-56	24,77,798	..	99,31,711
4	Sukkur do. ..	128·11	14·72	14,84,574	1885-86	1870-71	14,84,574	..	5,48,291
5	Ghar do. ..	311·55	..	6,78,303	1878-79	1856-57	6,78,303	..	2,58,84,823
6	Alibahar Kacheri Canal ..	58·50	..	1,07,169	1875-76	1873-74	1,07,169	..	2,50,348
7	Great Marak ..	169·90	..	4,58,028	1881-82	1873-74	4,58,028	..	23,83,997
8	Sarfranzwah ..	115·22	..	1,24,680	1875-76	1873-74	1,24,680	..	4,71,014
9	Fuleli Canal ..	1,000·05	..	32,24,421	1892-93	1861-62	32,18,654	..	1,21,94,777
10	Naulakhi ..	108·90	14·88	1,35,678	1921-22	1921-22	1,35,678	..	4,86,300
11	Kalri Canal ..	89·00	..	1,01,572	1921-22	1922-23	1,01,572	25,375
12	Pinyari do. ..	400·00	..	12,65,310	1921-22	1922-23	12,32,044	..	1,02,311
13	Indus Canals Right Bank.	103·00	..	88,760	1921-22	1922-23	88,760	..	1,24,222
14	Indus Canals Left Bank.	192·00	..	2,63,700	1921-22	1922-23	2,60,942	..	1,43,039
15	Sind Canal and branches.	144·00	..	8,34,556	1921-22	1922-23	8,34,556	..	7,28,512
16	Rajib Chitti and Garang..	23·00	..	2,88,413	1921-22	1922-23	2,86,824	..	2,85,919
17	Canals in Rohri ..	137·00	14·00	1,97,180	1921-22	1922-23	1,97,180	..	89,463
18	Western Nara and Pritchard.	470·00	9·00	23,07,310	1921-22	1923-24	21,73,882	..	14,99,926
19	Phitta ..	37·00	..	26,136	1921-22	1923-24	26,136	..	26,330
20	Marviwah ..	15·00	..	9,737	1921-22	1923-24	9,737	..	2,027
21	Gharo Mahmudo ..	218·90	..	1,09,785	1921-22	1923-24	1,09,785	..	2,68,561
22	Kari Shumali ..	165·50	..	15,793	1921-22	1923-24	15,793	..	1,51,315
23	Nasirwah ..	130·72	..	47,157	1921-22	1933-24	47,157	..	1,35,195
24	Indus Canals (other canals, Fuleli Canals Division).	138·72	..	1,15,928	1921-22	1923-24	1,15,928	..	74,047
25	Dambhro ..	64·64	..	51,818	1921-22	1923-24	51,818	..	80,449
26	Lloyd Barrage and Canals	18,35,47,543	} Under construction.		5,85,27,450	28,65,612	..
27	Garkins Canal	1,29,642			1,37,898	23,798	..
	Total ..	4,813·31	142·10	20,16,50,533	7,64,58,757	29,14,785	6,31,15,323

II-C.

ment and Drainage works in Sind for, and to end of, 1926-27.

FINANCIAL RESULTS OF THE YEAR 1926-27.											
1926-27.	Total sum-at-charge (column 7 + column 8).	Gross receipts (direct and indirect).	Working expenses (direct and indirect).	Net Revenue.	Percentage on capital outlay, column 7.	Percentage on sum-at-charge, column 10.	Interest.*	Net profit.	Net loss.	Area irrigated.	Percentage of working expenses to receipts (column 12 to column 11).
10	11	12	13	14	15	16	17	18	19	20	
Rs.	Rs.	Rs.	Rs.	Per cent.	Per cent.	Rs.	Rs.	Rs.	Acres.	Per cent.	
27,55,056	5,24,661	2,37,499	2,87,162	10'42	10'42	89,663	1,97,499	..	2,19,353	45'27	
8,01,355	2,52,189	88,292	1,63,897	20'45	20'45	26,204	1,37,693	..	97,955	35'01	
24,77,798	6,61,688	3,87,207	2,74,481	11'08	11'08	80,357	1,94,124	..	2,47,765	58'52	
14,84,574	1,53,108	1,17,106	36,002	2'43	2'43	48,579	12,577	68,686	76'48	
6,78,303	8,40,254	4,04,249	4,36,005	64'28	64'28	23,602	4,12,403	..	2,53,939	48'11	
1,07,169	14,546	4,323	10,223	9'54	9'54	5,297	4,926	..	13,523	29'72	
4,58,028	1,42,439	67,792	74,647	16'30	16'00	20,092	54,555	..	81,302	47'59	
1,24,680	36,232	18,210	18,022	14'45	14'45	3,942	14,080	..	25,242	50'26	
32,18,654	7,77,255	2,53,866	5,23,389	16'26	16'26	1,29,048	3,94,341	..	4,24,945	32'66	
1,35,678	1,60,372	50,135	1,10,237	81'24	81'24	5,122	1,05,115	..	53,471	31'26	
1,26,947	36,743	46,112	-9,369	4,056	..	13,425	17,300	125'50	
12,32,044	2,62,173	1,94,375	67,798	5'50	5'50	54,728	13,070	..	98,288	74'14	
88,760	47,826	31,457	16,369	18'44	18'44	3,923	12,446	..	27,320	65'77	
2,60,942	1,12,422	67,489	44,933	17'21	17'21	9,497	35,436	..	37,969	60'03	
8,34,556	2,59,222	99,077	1,60,145	19'19	19'19	29,881	1,30,264	..	68,318	38'22	
2,86,824	78,720	26,796	51,924	18'10	18'10	10,106	41,818	..	18,589	34'04	
1,97,180	1,57,715	1,12,135	45,580	23'11	23'11	8,211	37,369	..	53,784	71'09	
21,73,882	8,75,581	4,15,781	4,59,800	21'15	21'15	72,036	3,87,764	..	2,47,387	47'48	
26,136	14,242	4,192	10,050	38'45	38'45	874	9,176	..	5,556	29'43	
9,737	17,856	17,089	767	7'88	7'88	316	451	..	5,364	95'70	
1,09,785	1,64,693	79,597	85,096	77'51	77'51	3,834	81,262	..	82,743	48'33	
15,793	80,759	44,031	36,728	232'56	232'56	620	36,108	..	40,642	54'52	
47,157	69,018	35,522	33,496	71'03	71'03	1,742	31,754	..	29,911	51'47	
1,15,928	79,864	50,414	29,450	25'40	25'40	4,703	24,747	..	31,530	63'12	
51,818	42,757	12,596	30,161	58'21	58'21	1,737	28,424	..	15,376	29'46	
6,13,93,062	10,00,000	..	10,00,000	
1,61,696	6,794	..	6,794	
7,93,73,542	58,62,335	28,65,342	29,96,993	3'92	3'78	16,44,964	13,52,029	..	22,66,258	48'88	

STATEMENT

Serial Number 1	Name of work. 2	GENERAL FINANCIAL RESULTS TO END OF							
		Mileage in operation.		Estimated cost of construction (direct and indirect). 5	Date of completion of work. 6a	Date when system first came into operation. 6b	Total capital outlay (direct and indirect). 7	Accumulated arrears of interest. 8	Accumulated surplus revenues. 9
		Main canals and branches. 3	Distributaries 4						
		Miles.	Miles.	Rs.	Date.	Date.	Rs.	Rs.	Rs.
UNPRODUCTIVE									
28	Eastern Nara Works ..	565'00	151'00	86,43,797	1897-98	1854-55	86,02,452		24,92,741
29	Jamrao Canal ..	226'00	513'50	99,42,498	1901-02	1900-01	98,63,797	..	5,597
30	Hasanaliwah ..	89'73	..	3,10,082	1906-07	1903-04	3,11,010	..	74,917
31	Mahiwah ..	215'00	87'00	14,57,497	1922-23	1901-02	14,57,497	19,95,009	..
32	Dad Canal..	286'08	129'91	27,10,663	1906-07	1901-02	26,98,276	8,00,368	..
33	Nasrat do...	217'18	69'12	18,66,744	1906-07	1903-04	18,66,744	7,48,514	..
34	Sattah do...	37'00	..	1,88,156	1909-10	1904-05	1,88,156	..	11,217
35	Baghar do...	159'00	..	7,96,006	1921-22	1922-23	7,41,951	..	76,594
36	Dadu do...	37'00	..	28,915	1921-22	1923-24	28,915	..	23,449
37	Seharwah	8,79,525	Under construction.		26,356	11,383	..
38	Naulakhi (abandoned Project).	12,62,554	5,145	4,158	..
Total, Unproductive ..		1,831'99	950'53	2,80,86,437	2,57,90,299	35,59,432	26,84,515
Grand total ..		6,645'30	1,092'63	22,97,36,970	10,22,49,056	64,74,217	6,57,99,838

* Interest calculated at average
On Capital outlay to end of
On Capital outlay from

II-C—concl'd.

FINANCIAL RESULTS OF THE YEAR 1926-27.										
1926-27.	Total sum-at-charge (column 7 + column 8).	Gross receipts (direct and indirect).	Working expenses (direct and indirect).	Net Revenue.	Percentage on capital outlay, column 7.	Percentage on sum-at-charge, column 10.	Interest.	Net profit.	Net loss.	Area irrigated.
10	11	12	13	14	15	16	17	18	19	Percentage of working expenses to receipts (column 12 to column 11).
Rs.	Rs.	Rs.	Rs.	Per cent.	Per cent.	Rs.	Rs.	Rs.	Acres.	Per cent.
86,02,452	5,07,188	4,20,399	86,789	1'01	1'01	3,11,395	..	2,24,606	2,31,993	82'89
98,63,797	7,85,411	5,76,004	2,09,407	2'12	2'12	3,41,081	..	1,31,674	2,13,166	73'34
3,11,010	48,196	32,951	15,245	4'90	4'90	9,933	5,312	..	20,353	68'37
34,52,506	71,722	1,33,679	-61,957	46,889	..	1,08,846	67,208	186'38
34,98,644	2,58,751	1,94,669	64,083	2'37	1'83	86,923	..	22,840	120,176	75'23
26,15,258	1,98,370	2,85,608	-87,238	60,065	..	1,47,303	95,765	143'98
1,88,156	25,902	8,952	16,950	8'99	8'99	6,230	10,720	..	15,256	34'56
7,41,951	81,317	48,588	32,729	4'41	4'41	32,455	274	..	40,455	59'75
28,915	29,081	16,059	13,022	4'50	4'50	940	12,082	..	8,909	55'22
37,739	1,476	..	1,476
9,303	170	..	170
2,93,49,731	20,05,938	17,16,908	2,89,030	1'12	0'98	8,97,557	..	6,08,527	8,13,281	85'59
10,87,23,273	78,68,273	45,82,250	32,86,023	3'21	3'02	25,42,521	7,43,502	..	30,79,539	58'24

rates—

1916-17 at 3'3252 per cent.

1917-18 at 5'64 per cent.

S. K. MEHTA,
Assistant Accounts Officer.

STATEMENT III-C.

Demands and Realizations during the Year 1926-27 in Sind.

Irrigation Works.	Balance of demands unrealized at commencement of Year.	Demands of Year.	Total.	Deduct—Remissions including Cash Refunds.	Net Total.	Deduct—Amount unrealized at close of Year.	Actual Total Receipts of Year.	Deduct—Share due to old Irrigation.	Total Revenue due to improvements.
1	2	3	4	5	6	7	8	9	10
<i>Productive.</i>	Rs.	Rs.	Rs.	Rs.	Rs.	Rs.	Rs.	Rs.	Rs.
Desert Canal ..	7,037	5,25,359	5,32,396	7,997	5,24,399	—262	5,24,661	..	5,24,661
Unharwah ..	520	2,52,517	2,53,037	..	2,53,037	848	2,52,189	..	2,52,189
Begari Canal ..	16,819	6,93,316	7,10,135	5,610	7,04,525	9,224	6,95,301	33,613	6,61,688
Sukkur do. ..	—49	2,37,624	2,37,575	..	2,37,575	—339	2,37,914	84,806	1,53,108
Ghar do. ..	1,062	9,74,286	9,75,348	243	9,75,105	—661	9,75,766	1,35,512	8,40,254
Alibahar Kacheri ..	—8	32,277	32,269	1	32,268	217	32,051	17,505	14,546
Great Marak ..	47	2,03,615	2,03,662	398	2,03,264	1,388	2,01,876	59,437	1,42,439
Sarfrazwah ..	5,612	57,500	63,112	..	63,112	8,074	55,038	18,806	36,232
Fuleli Canal ..	5,608	11,31,109	11,36,712	1,510	11,35,207	1,13,403	10,21,804	2,44,549	7,77,255
Navlakhi do. ..	1,964	1,60,401	1,62,365	..	1,62,365	1,993	1,60,372	..	1,60,372
Kalri do. ..	2,324	37,235	39,559	15	39,544	2,801	36,743	..	36,743
Pinyari do. ..	7,816	2,63,435	2,71,251	49	2,71,202	9,029	2,62,173	..	2,62,173
Indus Canals Right Bank ..	774	46,607	47,381	..	47,381	—445	47,826	..	47,826
Indus Canals Left Bank ..	—6,434	1,11,593	1,05,159	..	1,05,159	—7,263	1,12,422	..	1,12,422
Sind Canal and Branches ..	1,524	2,58,162	2,59,686	..	2,59,686	464	2,59,222	..	2,59,222
Rajib, Chithi and Garang ..	265	78,441	78,706	..	78,706	—14	78,720	..	78,720
Canals in Rohri ..	1,813	1,57,444	1,59,257	530	1,58,727	—1,012	1,57,715	..	1,57,715
Western Nara and Pritchard ..	16,356	8,74,800	8,91,156	..	8,91,156	15,575	8,75,581	..	8,75,581

STATEMENT III-C—concl'd.

Irrigation Works.	Balance of demands unrealized at commencement of Year.	Demands of Year.	Total.	Deduct—Remissions including Cash Refunds.	Net Total.	Deduct—Amount unrealized at close of Year.	Actual Total Receipts of Year.	Deduct—share due to old Irrigation.	Total Revenue due to improvements.
1	2	3	4	5	6	7	8	9	10
<i>Productive—concl'd.</i>	Rs.	Rs.	Rs.	Rs.	Rs.	Rs.	Rs.	Rs.	Rs.
Phitta Canal ..	1,003	14,343	15,346	..	15,346	1,104	14,242	..	14,242
Marviwah	17,856	17,856	..	17,856	..	17,856	..	17,856
Gharo Mahamudo..	3,363	1,66,885	1,70,248	827	1,69,421	4,728	1,64,693	..	1,64,693
Kari Shumali ..	5,451	84,324	89,775	18	89,757	8,998	80,759	..	80,759
Nasirwah ..	6,272	70,068	76,340	..	76,340	7,322	69,018	..	69,018
Indus Canals (other c a n a ls—Fuleli Canals Division).	10,447	73,393	83,840	..	83,840	3,976	79,864	..	79,864
Dambhro ..	376	43,732	44,108	..	44,108	1,351	42,757	..	42,757
Total, Productive ..	89,962	65,66,322	66,56,284	17,198	66,39,086	1,82,523	64,56,563	5,94,228	58,62,335
<i>Unproductive.</i>									
Western Nara Canal	7,666	5,23,321	5,30,987	143	5,30,844	20,212	5,10,632	3,444	5,07,188
Jamrao Canal ..	32,433	7,85,978	8,18,411	533	8,17,878	32,467	7,85,411	..	7,85,411
Hasanaliwah ..	1,547	54,550	56,097	..	56,097	1,985	54,112	5,916	48,196
Mahiwah Canal ..	677	1,81,848	1,82,525	..	1,82,525	306	1,82,219	1,10,497	71,722
Dad Canal ..	4,025	3,40,841	3,44,866	126	3,44,740	2,081	3,42,659	83,908	2,58,751
Nasrat do. ..	3,279	2,72,089	2,75,368	61	2,75,307	4,083	2,71,224	72,854	1,98,370
Suttah do. ..	15	41,781	41,796	..	41,796	—251	42,047	16,145	25,902
Baghar do. ..	1,000	82,098	83,098	..	83,098	1,781	81,317	..	81,317
Dadu do. ...	—1,418	29,130	27,712	1	27,711	—1,370	29,081	..	29,081
Total, Unproduc- five ..	49,224	23,11,636	23,60,860	864	23,59,996	61,294	22,98,702	2,92,764	20,05,938
Grand total ..	1,39,186	88,77,958	90,17,144	18,062	89,99,082	2,43,817	87,55,265	8,86,992	78,68,273

S. K. MEHTA,
Assistant Accounts Officer.

STATEMENT

Statement showing the Financial Results of Irrigation Works in Sind
Principal Results of Operations for

Irrigation Works.	Capital outlay (direct and indirect) to end of year.	Revenue assessed						
		Direct Revenue.				Indirect Revenue—Land Revenue due to operation of Canal.		
		Occupier's rate.	Plan-ta-tions.	Miscel-laneous.	Total.	Share of Land Revenue.	4 % on proceeds from sale of occupancy rights in waste or other lands up to end of year 1920-21 and at 5-65 % for subsequent years.	Total.
1	2	3	4	5	6	7	8	9
PRODUCTIVE.	Rs.	Rs.	Rs.	Rs.	Rs.	Rs.	Rs.	Rs.
Desert Canal ..	27,55,056	82,491	90	3,062	85,643	4,37,064	2,652	4,39,716
Unharwah ..	8,01,355	328	40	1,629	1,997	2,47,158	3,362	2,50,520
Begari Canal ..	24,77,798	29,176	10	11,186	40,372	6,42,210	10,734	6,52,944
Sukkur Canal ..	14,84,574	1,135	112	2,714	3,961	2,32,754	909	2,33,663
Ghar Canal ..	6,78,303	9,238	137	11,721	21,096	9,45,459	7,731	9,53,190
Alibahar Kacheri.	1,07,169	786	..	1,841	2,627	28,804	846	29,650
Great Marak ..	4,58,028	4,027	21	4,800	8,848	1,91,077	3,690	1,94,767
Sarfrazwah ..	1,24,680	2,619	222	1,557	4,398	51,689	1,413	53,102
Fuleli Canal ..	32,18,654	1,46,096	164	25,488	1,71,748	9,31,444	27,917	9,59,361
Naulakhi Canal ..	1,35,678	893	..	497	1,390	1,58,260	751	1,59,011
Kalri Canal ..	1,01,572	394	..	377	771	35,799	665	36,464
Pinyari Canal ..	12,32,044	2,324	245	2,737	5,306	2,52,389	5,740	2,58,129
Indus Canals								
Right Bank ..	88,760	466	..	216	682	43,599	2,326	45,925
Indus Canals								
Left Bank ..	2,60,942	53	..	1,204	1,257	1,07,705	2,631	1,10,336
Sind Canal and								
Branches ..	8,34,556	3,023	..	1,945	4,968	2,44,021	9,173	2,53,194
Rajib, Chiti and								
Garang ..	2,86,824	551	..	276	827	75,596	2,018	77,614
Canals in Rohri..	1,97,180	3,048	..	2,214	5,262	1,47,478	4,704	1,52,182
Western Nara								
and Pritchard..	21,73,882	7,246	570	9,320	17,136	8,45,199	12,465	8,57,664
Phitta Canal ..	26,136	101	..	418	519	13,321	503	13,824

No. IV-C.

for the year 1926-27 based on the Assessment of the year.

the year ended 31st March 1927.

during the year. *				Working expenses.			Net revenue of the year.		
Deduct— Re-funds of Revenue	Grand Total.	Deduct— Share due to old Irriga- tion.	Total Revenue due to Improvements.	Total charges, Direct and Indirect.	Deduct— Old mainten- ance charges.	Total— Working expenses on im- provements.	Total.	Due to Improvements.	Percentage on Capital Outlay to end of year (Im- provements only).
10	11	12	13	14	15	16	17	18	19
Rs.	Rs.	Rs.	Rs.	Rs.	Rs.	Rs.	Rs.	Rs.	
..	5,25,359	..	5,25,359	2,37,499	..	2,37,499	2,87,860	2,87,860	10.45
..	2,52,517	..	2,52,517	88,292	..	88,292	1,64,225	1,64,225	20.49
7	6,93,309	33,613	6,59,696	3,95,966	8,759	3,87,207	2,97,343	2,72,489	11.00
..	2,37,624	84,806	1,52,818	1,30,468	13,362	1,17,106	1,07,156	35,712	2.41
243	9,74,043	1,35,512	8,38,531	4,23,690	18,841	4,04,249	5,50,953	4,34,282	64.02
1	32,276	17,505	14,771	13,589	9,266	4,323	18,687	10,448	9.74
4	2,03,611	59,437	1,44,174	91,197	23,405	67,792	1,12,414	76,382	16.67
..	57,500	18,806	38,694	26,031	7,821	18,210	31,469	20,484	16.43
1,510	11,29,599	2,44,549	8,85,050	3,70,227	1,16,361	2,53,866	7,59,372	6,31,184	19.61
..	1,60,401	..	1,60,401	50,135	..	50,135	1,10,266	1,10,266	81.27
15	37,220	..	37,220	46,112	..	46,112	—8,892	—8,892	(b)
49	2,63,386	..	2,63,386	1,94,375	..	1,94,375	69,011	69,011	5.60
..	46,607	..	46,607	31,457	..	31,457	15,150	15,150	17.06
..	1,11,593	..	1,11,593	67,489	..	67,489	44,104	44,104	16.90
..	2,58,162	..	2,58,162	99,077	..	99,077	1,59,085	1,59,085	19.06
..	78,441	..	78,441	26,796	..	26,796	51,645	51,645	18.02
530	1,56,914	..	1,56,914	1,12,135	..	1,12,135	44,779	44,779	22.71
..	8,74,890	..	8,74,800	4,15,781	..	4,15,781	4,59,019	4,59,019	21.12
..	14,343	..	14,343	4,192	..	4,192	10,151	10,151	38.84

STATEMENT

Irrigation Works.	Capital outlay (direct and indirect) to end of year.	Revenue assessed						
		Direct Revenue.				Indirect Revenue—Land Revenue due to operation of Canal.		
		Occupier's rate.	Plantations.	Miscellaneous.	Total.	Share of Land Revenue.	4 % on 9/10ths of proceeds from sale of occupancy rights in waste or other lands up to end of year 1920-21 and at 5.65 % for subsequent years.	Total.
1	2	3	4	5	6	7	8	9
PRODUCTIVE— <i>contd.</i>	Rs.	Rs.	Rs.	Rs.	Rs.	Rs.	Rs.	Rs.
Marviwah ..	9,737	34	34	16,932	890	17,822
Gharo Mahmudo.	1,09,785	6,168	44	1,824	8,036	1,55,992	2,857	1,58,849
Kari Shumali ..	15,793	5,321	7	676	6,004	74,932	3,388	78,320
Nasirwah ..	47,157	423	34	821	1,278	66,956	1,834	68,790
Indus Canals (other Canals Fuleli Canals Division).	1,15,928	7,450	..	913	8,363	63,584	1,446	65,030
Dambhro ..	51,818	961	..	67	1,028	42,175	529	42,704
Total, Productive	1,77,93,409	3,14,318	1,696	87,537	4,03,551	60,51,597	1,11,174	61,62,771
UNPRODUCTIVE.								
Eastern Nara Canal.	86,02,452	3,653	523	16,029	20,205	4,96,677	6,439	5,03,116
Jamrao Canals ..	98,63,797	2,310	31,325	29,470	63,105	6,44,428	78,445	7,22,873
Hasanaliwah ..	3,11,010	888	..	705	1,593	51,866	1,091	52,957
Mahiwah Canal ..	14,57,497	2,061	..	2,724	4,785	1,72,464	4,599	1,77,063
Dad Canal ..	26,98,276	3,769	350	3,199	7,318	3,24,318	9,205	3,33,523
Nasrat Canal ..	18,66,744	136	240	1,628	2,004	2,55,568	14,517	2,70,085
Sattah Canal ..	1,88,156	31	..	148	179	40,471	1,131	41,602
Baghar Canal ..	7,41,951	1,791	34	946	2,771	77,532	1,795	79,327
Dadu Canal ..	28,915	49	..	1,212	1,261	27,316	553	27,869
Total, Unproductive ..	2,57,58,798	14,688	32,472	56,061	1,03,221	20,90,640	1,17,775	22,08,415
Grand Total ..	4,35,52,207	3,29,006	34,168	1,43,598	5,06,772	81,42,237	2,28,949	83,71,186

(a) The amount of Rs. 5 on account of refunds of revenue is deducted

(b) No percentage is calculated as the net revenue is a

No. IV-C—concl'd.

during the year.				Working expenses.			Net revenue of the year.		
Deduct Re-funds of Revenue	Grand Total.	Deduct—Share due to old Irrigation.	Total Revenue due to Improvements.	Total charges, Direct and Indirect.	Deduct—Old maintenance charges.	Total—Working expenses on improvements.	Total.	Due to Improvements.	Percentage on Capital Outlay to end of year (Improvements only).
10	11	12	13	14	15	16	17	18	19
Rs. ..	Rs. 17,856	Rs. ..	Rs. 17,856	Rs. 17,089	Rs. ..	Rs. 17,089	Rs. 767	Rs. 767	7.88
4	1,66,881	..	1,66,881	79,597	..	79,597	87,284	87,284	79.50
2	84,322	..	84,322	44,031	..	44,031	40,291	40,291	255.12
..	70,068	..	70,068	35,522	..	35,522	34,546	34,546	73.25
..	73,393	..	73,393	50,414	..	50,414	22,979	22,979	19.82
..	43,732	..	43,732	12,596	..	12,596	31,136	31,136	60.09
2,365	65,63,957	5,94,228	59,69,729	30,63,157	1,97,815	28,65,342	35,00,800	31,04,387	17.45
143	5,23,178	3,444	5,19,734	4,20,743	344	4,20,399	1,02,435	99,335	1.15
346	7,85,632	..	7,85,632	5,76,004	..	5,76,004	2,09,628	2,09,628	2.13
..	54,550	6,916	48,634	36,409	3,458	32,951	18,141	15,683	5.04
..	1,81,848	1,10,497	71,351	1,54,959	21,280	1,33,679	26,889	—62,328	(b)
94	3,40,747	(a)83,908	2,56,839	2,39,877	45,209	1,94,668	1,00,870	62,171	2.30
61	2,72,028	72,854	1,99,174	3,05,416	19,808	2,85,608	—33,388	—86,434	(b).
..	41,781	16,145	25,636	18,170	9,218	8,952	23,611	16,684	8.87
1	82,097	..	82,097	48,588	..	48,588	33,509	33,509	4.52
..	29,130	..	29,130	16,059	..	16,059	13,071	13,071	45.20
645	23,10,991	2,92,764	20,18,227	18,16,225	99,317	17,16,908	4,94,766	3,01,319	1.17
3,010	88,74,948	8,86,992	79,87,956	48,79,382	2,97,132	45,82,250	39,95,566	34,05,706	7.82

from gross Revenue Rs. 83,913 and net revenue shown here.
minus figure.

S. K. MEHTA,
Assistant Accounts Officer.

General Abstract of Financial Results of

				PRO		
				Desert.	Unharwah.	Begari Canal.
<i>Capital Outlay.</i>				Rs.	Rs.	Rs.
During the year	{ Direct	1,297	582
	{ Indirect	188	5
Total				1,485	587
To end of year	{ Direct	26,74,305	7,80,140	23,98,462
	{ Indirect	80,751	21,215	79,336
Total				27,55,056	8,01,355	24,77,798
<i>Gross Revenue.</i>						
During the year	{ Direct	84,909	1,669	38,618
	{ Indirect	4,39,752	2,50,520	6,23,070
Total				5,24,661	2,52,189	6,61,688
To end of year	{ Direct	29,47,335	39,232	16,85,494
	{ Indirect	1,03,10,143	59,96,379	2,06,80,906
Total				1,32,57,478	60,35,611	2,23,66,400
<i>Working Expenses.</i>						
During the year	{ Direct	2,35,818	87,637	3,84,329
	{ Indirect	1,691	655	2,878
Total				2,37,499	88,292	3,87,207
To end of year	{ Direct	54,41,247	20,09,541	84,72,118
	{ Indirect	1,33,097	42,246	2,17,650
Total				55,74,344	20,51,787	86,89,768

Irrigation Works in Sind for, and to end of, 1926-27.

DUCT-VE.

Sukkur Canal.	Ghar Canal.	Alibahar Kacheri Canal.	Great Marak.	Sarfranzwah.	Fuleli Canal.	Navlakhi.
Rs.	Rs.	Rs.	Rs.	Rs.	Rs.	Rs.
....	41,748
....	417
....	42,165
14,21,461	6,43,570	1,03,430	4,41,387	1,18,559	30,98,823	1,31,640
63,113	34,733	3,739	16,641	6,121	1,19,831	4,038
14,84,574	6,78,303	1,07,169	4,58,028	1,24,680	32,18,654	1,35,678
4,072	21,303	2,401	7,433	2,983	75,513	1,361
1,49,036	8,18,951	12,145	1,35,006	33,249	7,01,742	159,011
1,53,108	8,40,254	14,546	1,42,439	36,232	7,77,255	1,60,372
1,56,221	7,02,161	43,517	2,08,915	1,22,867	23,28,665	5,852
70,66,327	3,71,06,221	3,86,285	41,19,386	13,95,395	2,49,10,717	7,54,687
72,22,548	3,78,08,382	4,29,802	43,28,301	15,18,262	2,72,39,382	7,60,539
1,16,197	4,00,638	4,305	67,391	18,100	2,52,356	49,851
909	3,611	18	401	110	1,510	284
1,17,106	4,04,249	4,323	67,792	18,210	2,53,866	50,135
36,84,568	1,05,93,549	99,352	13,94,129	7,75,978	1,10,53,253	2,43,513
1,02,887	2,59,798	5,235	51,779	29,580	3,79,571	10,141
37,87,455	1,08,53,347	1,04,587	14,45,908	8,05,558	1,14,32,824	2,53,654

General Abstract of Financial Results of

	Pro		
	Desert.	Unharwah.	Begari Canal.
<i>Net Revenue.</i>	Rs.	Rs.	Rs.
During the year	2,87,162	1,63,897	2,74,481
To end of the year	76,83,134	39,83,824	1,36,76,632
<i>Simple Interest.</i>			
During the year	89,663	26,204	80,357
To end of the year	34,75,727	9,38,485	37,44,921
<i>Net profit after paying Interest.</i>			
During the year	1,97,499	1,37,693	1,94,124
To end of the year	42,07,407	30,45,339	99,31,711

Irrigation Works in Sind for, and to end of, 1926-27—contd.

DUCTIVE—contd.

Sukkur Canal.	Ghar Canal.	Alibahar Kacheri Canal.	Great Marak.	Sarfrazwah.	Fuleli Canal.	Navlakhi.
Rs.	Rs.	Rs.	Rs.	Rs.	Rs.	Rs.
36,002	4,36,005	10,223	74,647	18,022	5,23,389	1,10,237
34,35,093	2,69,55,035	3,25,215	28,82,393	7,12,704	1,58,06,558	5,06,885
48,579	23,602	5,297	20,092	3,942	1,29,048	5,122
28,86,802	10,70,212	74,867	4,98,396	2,41,690	36,11,781	20,585
—12,577	4,12,403	4,926	54,555	14,080	3,94,341	1,05,115
5,48,291	2,58,84,823	2,50,348	23,83,997	4,71,014	1,21,94,777	4,86,300

General Abstract of Financial Results of

				Pro		
				Kalri Canal.	Pinyari.	Indus Canals, Right Bank.
<i>Capital Outlay.</i>				Rs.	Rs.	Rs.
During the year	Direct	235	44,863
	Indirect	316
Total				235	45,179
To end of year	Direct	98,514	11,97,496	86,927
	Indirect	3,058	34,548	1,833
Total				1,01,572	12,32,044	88,760
<i>Gross Revenue.</i>						
During the year	Direct	362	4,046	1,984
	Indirect	36,381	2,58,127	45,842
Total				36,743	2,62,173	47,826
To end of year	Direct	2,937	24,359	5,594
	Indirect	2,27,459	12,30,302	2,98,511
Total				2,30,396	12,54,661	3,04,105
<i>Working Expenses.</i>						
During the year	Direct	45,762	1,92,947	31,227
	Indirect	350	1,428	230
Total				46,112	1,94,375	31,457
To end of year	Direct	2,33,645	9,23,557	1,56,505
	Indirect	6,215	24,404	3,695
Total				2,39,860	9,47,961	1,60,200

Irrigation Works in Sind for, and to end of, 1926-27—contd.

DUCTIVE—contd.

Indus Canals, Left Bank.	Sind Canal and Branches.	Rajib, Chitti and Garang.	Canals in Rohri.	Western Nara and Pritchard.	Phitta.	Marviwah.
Rs.	Rs.	Rs.	Rs.	Rs.	Rs.	Rs.
1,795	216	90,230
9	242	724
1,804	458	90,954
2,54,973	8,24,141	2,82,206	1,93,671	21,21,200	25,570	9,507
5,969	10,415	4,618	3,509	52,682	566	230
2,60,942	8,34,556	286,824	1,97,180	21,73,882	26,136	9,737
2,067	5,495	1,106	5,462	17,447	418	34
1,10,355	2,53,727	77,614	1,52,253	8,58,134	13,824	17,822
1,12,422	2,59,222	78,720	1,57,715	8,75,581	14,242	17,856
11,755	27,242	5,530	21,388	61,882	986	54
5,16,320	13,35,406	4,44,959	7,54,761	33,27,033	47,877	63,864
5,28,075	13,62,648	4,50,489	7,76,149	33,88,915	48,863	63,918
67,004	98,407	26,619	1,11,290	4,12,879	4,165	16,961
485	670	177	845	2,902	27	128
67,489	99,077	26,796	1,12,135	4,15,781	4,192	17,089
3,29,763	4,74,726	1,14,179	6,31,602	15,72,997	18,606	59,235
7,967	10,423	2,220	16,126	35,225	427	1,392
3,37,730	4,85,149	1,16,399	6,47,728	16,08,222	19,033	60,627

General Abstract of Financial Results of

	PRO		
	Kalri Canal.	Pinyari.	Indus Canals, Right Bank.
<i>Net Revenue.</i>	Rs.	Rs.	Rs.
During the year	— 9,369	67,798	16,369
To end of the year	— 9,464	3,06,700	1,43,905
<i>Simple Interest.</i>			
During the year	4,056	54,728	3,923
To end of the year	15,911	2,04,389	19,683
<i>Net profit after paying Interest.</i>			
During the year	— 13,425	13,070	12,446
To end of the year	— 25,375	1,02,311	1,24,222

Irrigation Works in Sind for, and to end of, 1926-27—contd.

DUCTIVE—contd.

Indus Canals, Left Bank.	Sind Canals and Branches.	Rajib, Chitti and Garang.	Canals in Rohri.	Western Nara and Pritchard.	Phitta.	Marviwah.
Rs.	Rs.	Rs.	Rs.	Rs.	Rs.	Rs.
44,933	1,60,145	51,924	45,580	4,59,800	10,050	767
1,90,345	8,77,499	3,34,090	1,28,421	17,80,693	29,830	3,291
9,497	29,881	10,106	8,211	72,036	874	316
47,306	1,48,987	48,171	38,958	2,80,767	3,500	1,264
35,436	1,30,264	41,818	37,369	3,87,764	9,176	451
1,43,039	7,28,512	2,85,919	89,463	14,99,926	26,330	2,027

General Abstract of Financial Results of

				PRO		
				Gharo Mahmudo.	Kari Shumali.	Nasirwah.
<i>Capital Outlay.</i>				Rs.	Rs.	Rs.
During the year	Direct
	Indirect
Total			
To end of year	Direct	1,06,040	15,191	45,640
	Indirect	3,745	602	1,517
Total				..	1,09,785	15,793
47,157						
<i>Gross Revenue.</i>						
During the year	Direct	6,255	2,930	863
	Indirect	1,58,438	77,829	68,155
Total				..	1,64,693	80,759
69,018						
To end of year	Direct	28,906	10,747	4,880
	Indirect	6,29,759	3,02,297	2,90,192
Total				..	6,58,665	3,13,044
2,95,072						
<i>Working Expenses.</i>						
During the year	Direct	79,108	43,755	35,302
	Indirect	489	276	220
Total				..	79,597	44,031
35,522						
To end of year	Direct	3,58,851	1,52,842	1,46,580
	Indirect	15,878	6,391	6,299
Total				..	3,74,729	1,59,233
1,52,879						

Irrigation Works in Sind for, and to end of, 1926-27—contd.

DUCTIVE—concl'd.					UNPRODUCTIVE	
Indus Canals (other Canals, Fuleli Canals Division.	Dambhro.	Lloyd Bar- rage and Canals Con- struction.	Garkino Canal.	Total Productive.	Eastern Nara Works.	Jamrao Canal.
Rs.	Rs.	Rs.	Rs.	Rs.	Rs.	Rs.
470	1,89,72,710	20,663	1,91,74,809	5,326	— 330
....	3,65,674	3,512	3,71,087	38	— 2
470	1,93,38,384	24,175	1,95,45,896	5,364	— 332
1,12,485	50,514	5,68,85,009	1,30,783	7,42,51,644	83,06,467	95,70,599
3,443	1,304	16,42,441	7,115	22,07,113	2,95,985	2,93,198
1,15,928	51,818	5,85,27,450	1,37,898	7,64,58,757	86,02,452	98,63,797
939	67	2,89,737	19,534	65,558
78,925	42,690	55,72,598	4,87,654	7,19,853
79,864	42,757	58,62,335	5,07,188	7,85,411
6,092	1,898	84,54,509	15,20,974	14,13,508
3,02,313	1,53,027	12,26,50,526	2,51,87,636	1,79,65,244
3,08,405	1,54,925	13,11,05,035	2,67,08,610	1,93,78,752
50,094	12,526	28,44,668	4,18,143	5,73,260
320	70	20,674	2,256	2,744
50,414	12,596	28,65,342	4,20,399	5,76,004
2,06,375	64,622	4,92,11,333	1,11,67,093	1,01,09,351
9,165	2,899	13,80,710	4,14,428	5,65,116
2,15,540	67,521	5,05,92,043	1,15,81,521	1,06,74,467

General Abstract of Financial Results of

	PRO		
	Gharo Mahmudo.	Kari Shumali.	Nasirwah.
<i>Net Revenue.</i>	Rs.	Rs.	Rs.
During the year	85,096	36,728	33,496
To end of the year	2,83,936	1,53,811	1,42,193
<i>Simple Interest.</i>			
During the year	3,834	620	1,742
To end of the year	15,375	2,496	6,998
<i>Net profit after paying Interest.</i>			
During the year	81,262	36,108	31,754
To end of the year	2,68,561	1,51,315	1,35,195

Irrigation Works in Sind for, and to end of, 1926-27—contd.

PRODUCTIVE—concd.					UNPRODUCTIVE.	
Indus Canals (other Canals, Fuleli Canals Division).	Dambhro.	Lloyd Bar- rage and Canals Con- struction.	Garkino Canal.	Total Produc- tive.	Eastern Nara Works.	Jamrao Canal.
Rs.	* Rs.	Rs.	Rs.	Rs.	Rs.	Rs.
29,450	30,161	29,96,993	86,789	2,09,407
92,865	87,404	8,05,12,992	1,51,27,089	87,04,285
4,703	1,737	10,00,000	6,794	16,44,964	3,11,395	3,41,081
18,818	6,955	28,65,612	23,798	2,03,12,454	1,26,34,348	86,98,688
24,747	28,424	—10,00,000	— 6,794	13,52,029	— 2,24,606	— 1,31,674
74,047	80,449	— 28,65,612	— 23,798	6,02,00,538	24,92,741	5,597

General Abstract of Financial Results of

				UNPRO-		
				Hasanaliwah.	Mahiwah.	Dad Canal.
<i>Capital Outlay.</i>				Rs.	Rs.	Rs.
During the year	Direct	1,623	9,072
	Indirect	64
Total				1,623	9,136
To end of year	Direct	2,95,925	13,98,177	26,03,248
	Indirect	15,085	59,320	95,028
Total				3,11,010	14,57,497	26,98,276
<i>Gross Revenue.</i>						
During the year	Direct	794	3,694	6,315
	Indirect	47,402	68,028	2,52,436
Total				48,196	71,722	2,58,751
To end of year	Direct	15,018	54,738	55,274
	Indirect	9,09,260	13,44,940	43,10,110
Total				9,24,278	13,99,678	43,65,384
<i>Working Expenses.</i>						
During the year	Direct	32,793	1,31,854	1,93,757
	Indirect	158	1,825	911
Total				32,951	1,33,679	1,94,668
To end of year	Direct	5,38,089	21,88,261	28,04,4
	Indirect	20,496	49,197	94,175
Total				5,58,585	22,37,458	28,98,655

Irrigation Works in Sind for, and to end of, 1926-27—contd.

DUCTIVE—contd.

Nasrat Canal.	Sattah Canal.	Baghar.	Dadu Canal.	Seharwah.	Navlakhi (abandoned project).	Total Unproductive.
Rs.	Rs.	Rs.	Rs.	Rs.	Rs.	Rs.
....	1,12,114	— 687	1,27,118
....	900	1,000
....	1,13,014	— 687	1,28,118
18,08,468	1,81,886	7,23,735	28,249	25,830	5,112	2,49,47,696
58,276	6,270	18,216	666	526	33	8,42,603
18,66,744	1,88,156	7,41,951	28,915	26,356	5,145	2,57,90,299
1,135	387	1,990	1,212	1,00,619
1,97,235	25,515	79,327	27,869	19,05,319
1,98,370	25,902	81,317	29,081	20,05,938
17,861	2,287	14,925	1,917	30,96,502
38,11,579	3,60,285	3,91,799	1,20,245	5,44,01,098
38,29,440	3,62,572	4,06,724	1,22,162	5,74,97,600
2,84,133	8,890	48,239	15,944	17,07,013
1,475	62	349	115	9,895
2,85,608	8,952	48,588	16,059	17,16,908
29,61,098	2,14,353	2,31,769	92,528	3,03,07,022
94,417	3,264	6,642	2,425	12,50,160
30,55,515	2,17,617	2,38,411	94,953	3,15,57,182

General Abstract of Financial Results of

	UNPRO-		
	Hasanaliwah.	Mahiwah.	Dad Canal.
<i>Net Revenue.</i>	Rs.	Rs.	Rs.
During the year	15,245	— 61,957	64,083
To end of the year	3,65,693	— 8,37,780	14,66,729
<i>Simple Interest.</i>			
During the year	9,933	46,889	86,923
To end of the year	2,30,776	11,57,229	22,67,097
<i>Net profit after paying Interest.</i>			
During the year	5,312	— 1,08,846	— 22,840
To end of the year	1,34,917	— 19,95,009	— 8,00,368

Irrigation Works in Sind for, and to end of, 1926-27—concl'd.

DUCTIVE—cancl'd.

Nasrat Canal.	Sattah Canal.	Baghar.	Dadu Canal.	Seharwah.	Navlakhi (abandoned project).	Total Unproductive.
Rs.	Rs.	Rs.	Rs.	Rs.	Rs.	Rs.
— 87,238	16,950	32,729	13,022	2,89,030
7,73,925	1,44,955	1,68,313	27,209	2,59,40,418
60,065	6,230	32,455	940	1,476	170	8,97,557
15,22,439	1,33,738	91,719	3,760	11,383	4,158	2,67,55,335
— 1,47,303	10,720	274	12,082	— 1,476	— 170	— 6,08,527
— 7,48,514	11,217	76,594	23,449	— 11,383	— 4,158	— 8,14,917

**GENERAL ABSTRACT OF FINANCIAL RESULTS OF IRRIGATION
WORKS IN SIND FOR, AND TO END OF, 1926-27—contd.**

*Expenditure on and receipts from Agricultural Works for which
neither Capital nor Revenue Accounts are kept*

	Expendi- ture	Receipts		Expendi- ture	Receipts
	Rs.	Rs.			
<i>Begari Canals Division</i>			<i>Ghar Canals Division— contd.</i>		
Raising and strengthening Right Bank Bund— Begari Canal—Works ..	6,971	..	Making survey for the proposed new loop behind the Agri Bund— Repairs ..	48	..
Strengthening Gouspur Loop in the Begari Canals Division—Works ..	6,960	..	Sukkur Canal—Repairs ..	4,021	..
Kashmore Bund—Works ..	387	..	Ghar Canal—Repairs ..	4,135	..
Kashmore Bund—Repairs ..	98,552	..	Establishment ..	8,047	..
Checking and Fixing perma- nent Benchmarks in Begari Canals Division—Repairs ..	7	..	Tools and plant ..	189	..
Special repairs to 1st class Bungalow at Tori—Repairs ..	756	..	Pensionary charges ..	1,126	..
Special repairs to Officer's and Clerks' Quarters at Tori—Repairs ..	225	..	Share of collection charges ..	22,074	..
Special repairs to 1st class Bungalow at Badami— Repairs ..	250	..	Direct receipts	166
Special repairs to 1st class Bungalow at Goraghat— Repairs ..	122	..	Irrigation share of con- solidated revenue	2,21,005
Special repairs to 2nd class Bungalow at Gouspur— Repairs ..	95	..	4 per cent. on 9/10th proceeds from sale of occupancy rights in lands up to end of 1920-21 and at 5-64 per cent. on subsequent receipts	36
Cutting jungle along base lines A, B, C, D, I, V, and portion of S.—Repairs ..	87	..	Total, Ghar Canals Division ..	69,541	2,21,207
Begari Canal—Repairs ..	5,383	..	<i>Shikarpur Canals Division</i>		
Establishment ..	24,077	..	Constructing a trenching bund to the Satabani Loop Bund and sand coring the weak portions of the loop Bund, Sukkur Begari Bund—Works ..	11,129	..
Tools and plant ..	722	..	Constructing sluices on a Karia Ex.—Garkino Canal —Works ..	113	..
Pensionary charges ..	3,371	..	Soaking Arain Loop and providing trenching Bund to Arain Loop in the Shikarpur Canals Division ..	36,159	..
Share of collection charges ..	4,166	..	Taking over Rajana Nabishah Bund and re- constructing it—Works ..	7,000	..
Direct receipts	3,701	Kasimpur Bund—Works ..	47	..
Irrigation share of consolidated revenue	47,034	Bunds in the Shikarpur Canals Division—Repairs ..	50,750	..
4 per cent. on 9/10th proceeds from sale of occupancy rights in lands up to end of 1920-21 and at 5-64 per cent. on subsequent receipts	407	Dismantling the old Sluice and constructing a new one in the Beechanji Loop behind the Sukkur Begari Bund ..	5,933	..
Total, Begari Canals Division ..	1,52,131	51,142			
<i>Ghar Canals Division</i>					
Excavating a channel for early wetting of Said- abad Jatti Bund—Works ..	2	..			
Ghar Bunds—Repairs ..	29,899	..			

Expenditure on and receipts from Agricultural Works, etc.—contd.

	Expendi- ture	Receipts		Expendi- ture	Receipts
<i>Shikarpur Canals Division</i> —contd.	Rs.	Rs.	<i>Western Nara Division</i> —contd.	Rs.	Rs.
Constructing a trenching bund to the Satabani Loop and sand coring the weak portions of the Loop Bund—Sukkur Begari Bund ..	44,956	..	Raising and strengthening portion of Abad Loop from Abad Bund to main Abad Loop—Works ..	1,850	..
Pumping plant for wetting the Satabani Loop in the Shikarpur Canals Division ..	14,691	..	Raising Right Bank of Aral at Lakhi—Works ..	1,937	..
Recording Chotki floods through Railway openings between Rohri and Reti ..	542	..	Constructing Culverts for draining rain water through Arad Bank—Works ..	312	..
Silt clearance of Sanandwah below take off Jamalwah ..	236	..	Nara Bunds—Works ..	3,677	..
Special repairs to P. W. Inspection Bungalow at Garang ..	110	..	Nara Bunds—Repairs ..	72,002	..
Special repairs to well of Public Works Inspection Bungalow at Garang ..	446	..	Construction of proposed Manguli to Nara Bunds from mile 99/4 to the Right Bank of Chario Wahur in Western Nara Division—Repairs ..	47,074	..
Lining and levelling and jungle cutting for the new alignment for constructing loop behind Satabani Loop ..	359	..	Special repairs to Landhi at Kalri ..	21	..
Mahiwah—Works ..	88	..	Special repairs to Landhi at Nanja ..	81	..
Mahiwah—Repairs ..	10,087	..	Tiling bath room in the P. W. Inspection Bungalow at Dadu ..	217	..
Establishment ..	38,225	..	Wahurwah—Repairs ..	7,625	..
Tools and plant ..	1,113	..	Bunds North of Kotri—Repairs ..	16,535	..
Pensionary charges ..	5,352	..	Giving a new cut to the Dhand feeding Chandan and Sadabahar Canals in the Western Nara Division—Repairs ..	2,688	..
Share of collection charges ..	10,886	..	New feeder—Repairs ..	23,683	..
Direct receipts	7,267	Aral—Repairs ..	1,331	..
Irrigation share of consolidated revenue	1,42,002	Taking the Discharges of Aral by Indus River gauging Divisions—Repairs ..	380	..
4 per cent. on 9/10th proceeds from sale of occupancy rights in land up to end of 1920-21 and at 5·64 per cent. on subsequent receipts	1,781	Establishment ..	39,211	..
Total, Shikarpur Canals Division ..	2,38,222	1,51,050	Tools and plant ..	1,177	..
<i>Western Nara Division</i>			Pensionary charges ..	5,490	..
Sand coring Abad Loop Bund in mile 2/2 to 3/5, 4/6, 5/3 and 6/6 of Western Nara Bunds—Works ..	7,011	..	Share of collection charges ..	4,154	..
			Direct receipts	3,321
			Irrigation share of consolidated revenue	69,235
			4 per cent. on 9/10th proceeds from sale of occupancy rights in lands up to end of 1920-21 and at 5·64 per cent. on subsequent receipts	646
			Total, Western Nara Division ..	2,36,456	73,202

Expenditure on and receipts from Agricultural Works, etc.—contd.

	Expenditure	Receipts		Expenditure	Receipts
	Rs.	Rs.		Rs.	Rs.
<i>Karachi Canals Division.</i>			<i>Karachi Canals Division</i>		
Raising and strengthening bund at Dhand of Kinghar Dhand 4" above H. F. L.			—contd.		
—Works	2,295	..	Tahimani Gulel Loop—		
Raising and strengthening bund of Kinghar Dhand tail	44	..	Repairs	1,52,238	..
Raising and strengthening Shaikhani Bund	1,310	..	Suttah Canal—Works	1,994	..
Raising and strengthening miles 21/5 to 24/6 in Karachi Canals Division	12,419	..	Suttah Canal—Repairs	4,267	..
Extension of Khanto Tail Embankment in Karachi Canals Division—Works	40,061	..	Establishment	1,34,930	..
Constructing 1st class Inspection Bungalow with out-houses at Katalmo—Works	5,846	..	Tools and plant	4,011	..
Constructing a connecting bund from Dhumani East Baphi Left Bank Baghar to Hala Manda Baphi Right Bank Baghar	22,033	..	Pensionary charges	18,890	..
Raising Belo Garko Baphi from mile 1/1 Baghar Left Bank and Hala Manda Baphi Right Bank up to Baghar Connecting Bund—Works	21,668	..	Share of collection charges	2,305	..
Raising and strengthening Sonda Hilaya Bund, mile 5/4 to 9—Works	9,899	..	Direct receipts	2,011
Panch Baghar Bund—Works	23,926	..	Irrigation share of consolidated revenue	34,868
Baghar Uchito Bund—Works	14,956	..	4 per cent. on 9/10th proceeds from sale of occupancy rights in lands up to end of 1920-21 at 5-64 per cent. on subsequent receipts	641
Do. Repairs	30,025	..	Total, Karachi Canals Division	8,00,286	37,520
Mulchand Shahbunder Bund—Works	56,220	..			
Mulchand Shahbunder Bund—Repairs	5,445	..	<i>Karachi Buildings Division</i>		
Kokawari Bund—Works	25,166	..	Making survey on the Indus River—Repairs	10,423	..
Do. —Repairs	1,792	..	Establishment	2,192	..
Bunds, Right Bank—Works	4,009	..	Tools and plant	66	..
Do. —Repairs	40,857	..	Pensionary charges	307	..
Bunds, Left Bank—Works	4,500	..	Total, Karachi Buildings Division	12,988	..
Do. Repairs	87,817	..			
Special repairs to New Sonda Taraki Loop behind Sonda Hilaya Bund—Repairs	54,830	..	<i>Nasrat Canals Division</i>		
Special repairs to New Tahimani Abad Loop from mile 6/4 of J. T. Loop to mile 8 of Tahimani Gulel Loop	16,586	..	Cutting jungle, chaining, levelling proposed river bund from crossing of Lalia to Morsand Pura to mile No. 3 of Sahajan—Works	230	..
Constructing a Manguli behind mile 20/3 to 20/6 of Baghar Uchito Bund	—53	..	Constructing proposed Left Bank Bund line from mile 1/3 of Dadwah to mile 3 of Sahajanwah	35,264	..
			Raising Navlakhi Dad Bund to bring it to standard section	8,736	..
			Raising Navlakhi Dad Bund, Loop No. 1	52	..
			Mehrab—Repairs	13,249	..
			Other Canals—Repairs	2,607	..

Expenditure on and receipts from Agricultural Works, etc.—contd.

	Expenditure	Receipts		Expenditure	Receipts
	Rs.	Rs.		Rs.	Rs.
<i>Nasrat Canals Division—contd.</i>			<i>Hyderabad Canals Division—contd.</i>		
Bunds in Nasrat Canals Division—Repairs ..	14,830	..	Sarfrazwah—Repairs ..	455	..
Special repairs to 2nd class Inspection Bungalow and clerks' quarters at Mehrabpur ..	117	..	Establishment ..	19,75	..
Special repairs to Darogas Landhi at Kotri ..	79	..	Tools and plant ..	930	..
Dad Canal—Works ..	4,608	..	Pensionary charges ..	2,766	..
Dad Canal—Repairs ..	23,211	..	Share of collection charges ..	9,833	..
Nasrat Canal—Works ..	196	..	Direct receipts	1,642
Nasrat Canal—Repairs ..	10,709	..	Irrigation share of consolidated revenue	99,711
Establishment ..	37,559	..	4 per cent. on 9/10th proceeds from sale of occupancy rights in lands up to end of 1920-21 and at 5.64 per cent. on subsequent receipts	188
Tools and plant ..	1,943	..			
Pensionary charges ..	5,258	..			
Share of collection charges ..	14,654	..			
Direct receipts	3,797			
Irrigation share of consolidated revenue	1,77,878			
4 per cent. on 9/10th proceeds from sale of occupancy rights in lands up to end of 1920-21 and at 5.64 per cent. on subsequent receipts	2,155			
Total, Nasrat Canals Division ..	1,73,302	1,83,830	Total, Hyderabad Canals Division ..	98,473	1,01,541
			<i>Fuleli Canals Division</i>		
<i>Hyderabad Canals Division</i>			Hajipur Bund—Works ..	13,197	..
Excavation of feeder to ensure water supply to Sakrand Dhand—Works ..	6,209	..	Jamshore Bund—Works ..	19,771	..
Renwah—Repairs ..	1,259	..	Ghallian Bund and Chandan Embankment—Works ..	1,161	..
Other Canals—Repairs ..	2,078	..	Gidu Math Bund ..	3,106	..
Ren Bunds—Repairs ..	2,474	..	Raising and strengthening 11th mile Budka Loop ..	18,500	..
Maintenance of Indus River Commission steam and motor launches ..	26,763	..	Raising and strengthening Benvan Bund ..	7,440	..
Rating Tank at Kotri, section II ..	457	..	River Bunds—Repairs ..	49,287	..
Maintenance of Indus River gauges ..	549	..	Fuleli Canals—Repairs ..	74,842	..
Repairs to Indus River Commission Sub-divisional office and store-room at Sukkur ..	6	..	Hasanali Canals—Works ..	817	..
Do. at Larkana ..	266	..	Hasanali Canals—Repairs ..	1,583	..
Do. at Sukkur ..	156	..	Establishment ..	54,720	..
Repairs to Assistant Engineer's office at Kotri ..	438	..	Tools and plant ..	2,579	..
Alibahar Kacheri—Repairs ..	5,988	..	Pensionary charges ..	7,661	..
Great Marak—Repairs ..	13,987	..	Share of collection charges ..	24,872	..
			Direct receipts	656
			Irrigation share of consolidated revenue	2,50,250
			4 per cent. on 9/10th proceeds from sale of occupancy rights in lands up to end of 1920-21 and at 5.64 per cent. on subsequent receipts	22
			Total, Fuleli Canals Division ..	2,79,536	2,50,928

Expenditure on and receipts from Agricultural Works, etc.—concl'd.

	Expendi- ture	Receipts		Expendi- ture	Receipts
<i>Eastern Nara Division</i>	Rs.	Rs.	<i>Jamrao Canals Division</i>		
Share of collection charges.	520	..	Direct receipts	..	1,360
Direct receipts	2,936	Share of collection charges.	82	..
Irrigation share of consoli- dated revenue	3,444	Total, Jamrao Canals Division ..	82	1,360
Total, Eastern Nara Division ..	520	6,380	Grand Total ..	20,61,537	10,78,160

S. K. MEHTA,
Assistant Accounts Officer.

STATEMENT I-E.

STATEMENT

Statement of Area irrigated by Irrigation Works

Name of Canal.			AREA IRRIGATED IN ACRES.		
			Kharif.	Rabi.	Total.
1			2	3	4
			Acres.	Acres.	Acres.
55. Construction of Irrigation, Navigation, Embankment and Drainage Works not Charged to Revenue.					
A. IRRIGATION WORKS					Indus Right
(1) Productive.					
Begari Canals Division	Desert Canal	117,409	123,438	240,847
	Unharwah	49,570	57,890	107,460
	Begari Canal	177,725	110,033	287,758
Ghar Canals Division	Ghar Canal	216,123	139,836	355,959
	Sukkur Canal	53,666	37,982	91,648
	Canals in Rohri	40,896	15,085	55,981
Shikarpur Canals Division	Sind Canal	48,577	27,441	76,018
	Rajib Canal	4,819	4,967	9,786
	Chitti Canal	3,625	5,181	8,806
	Garang Canal	604	1,800	2,404
Western Nara Division	Western Nara including Pritchard	200,573	133,302	333,875
	Marviwah	4,143	2,416	6,559
	Phitta Canal *	2,934	2,727	5,661
	Kalri Canal	14,178	5,103	19,281
Karachi Canals Division	Indus Canals Right Bank	25,707	5,573	31,280
	Pinyari Canal	85,030	16,196	101,226
	Indus Canals Left Bank	35,879	3,915	39,794
(2) Unproductive.					
Shikarpur Canals Division	Mahiwah	51,266	21,808	73,074
Karachi Canals Division	Sattah	14,884	968	15,792
	Baghar	33,723	12,301	46,024
Western Nara Division	Dadu Canals	8,046	2,541	10,587
(1) Productive.					Indus Left
Hyderabad Canals Division	Alibahar Kacheri	12,754	873	13,627
	Great Marakh	76,306	6,797	83,103
	Sarraz	22,885	2,493	25,378
	Gharo Mahmudo	69,204	14,021	83,225
	Kari Shumali	38,226	2,487	40,712
	Nasirwah	27,068	3,054	30,062
Fuleli Canals Division	Fuleli Canal	346,753	86,283	433,036
	Naulakhi	46,320	8,227	54,547
Nasrat Canals Division	Dambhro	12,903	2,789	15,692
(2) Unproductive.					
Jamrao Canal Division	Jamrao Canal	184,269	30,268	214,537
	Mithrao Canal	104,657	5,329	109,986
Eastern Nara Division	Thar Canal	39,422	3,262	42,684
	Hiral Canal	12,923	407	13,330
	Khipro Canal	5,530	179	5,709
Fuleli Canals Division	Hassanali Canal	18,542	1,849	20,491
Nasrat Canals Division	Dad Canal (including Ren Distributary).	105,772	24,329	130,101
	Nasrat Canal	88,472	7,654	96,126
15.—Other Revenue expenditure financed from ordinary Revenues.					
A. Irrigation works—2. Works for which neither capital nor Revenue accounts are kept.					
Nasrat Canals Division	Mehrabwah	7,501	610	8,111

* Supply largely returned to

I-E.

in Sind during the year 1926-27.

NET AREA IRRIGATED AFTER DEDUCTING AREA IN WHICH REMISSIONS WERE GRANTED.			No. OF DAYS THE CANAL WAS IN FLOW.		AVERAGE DISCHARGE IN CUBIC FEET PER SECOND.				AREA IRRIGATED PER CUBIC FOOT PER SECOND.				Depth of water used on area irrigated.	
Kharif.	Rabi.	Total.	Kharif.	Rabi.	At head.		Utilized.		At head.		Utilized.		Kharif.	Rabi.
					Kharif.	Rabi.	Kharif.	Rabi.	Kharif.	Rabi.	Kharif.	Rabi.		
5	6	7	8	9	10	11	12	13	14	15	16	17	18	19
Acres.	Acres.	Acres.	Days.		C. ft.	C. ft.	Acres.	Acres.	Acres.	Acres.	Acres.	Acres.	Feet.	
<i>Bank Circle.</i>														
114,251	114,504	228,785	159		3,065	3,065	79	79					4.0	
49,063	55,330	104,393	165		1,271	1,271	85	85					3.9	
175,261	104,901	280,162	186		4,810	4,810	60	60					6.3	
211,397	137,151	348,548	177		3,837	3,837	93	93					3.8	
51,855	37,493	89,348	173		995	995	92	92					3.8	
40,033	14,758	54,791	97		1,677	1,677	33	33					5.9	
47,312	26,419	73,731	121		1,826	1,826	42	42					5.7	
4,706	4,902	9,608	122		138	138	71	71					3.4	
3,581	5,080	8,661	94		84	84	105	105					1.8	
591	1,680	2,271	62		79	79	30	30					4.1	
185,230	38,797	224,027	169		4,779	4,779	70	70					4.8	
3,978	1,112	5,090	101		198	198	33	33					6.1	
3,656	2,270	4,926	104		513	513	11	11					18.9	
10,708	3,789	14,497	122		586	586	33	33					7.8	
19,520	4,926	24,446					Discharges incomplete.							
81,719	9,770	91,489	131		2,217	2,217	Discharges incomplete.						5.7	
35,233	3,533	38,766												
50,602	20,966	71,568	117		1,803	1,803	41	41					5.7	
14,857	8.6	15,723	122		747	747	21	21					11.6	
20,850	10,786	31,636	139		5,102	5,102	9	9					30.9	
7,887	784	8,671	109		422	422	25	25					8.7	
<i>Bank Circle.</i>														
12,754	861	13,615	150		155	155	88	88					3.38	
75,680	6,682	82,362	138		1,015	1,015	82	82					3.34	
22,882	2,260	25,142	127		552	552	47	47					5.48	
69,107	13,769	82,876	119		537	537	155	155					1.52	
38,140	2,193	40,333	151		731	731	56	56					5.38	
27,008	2,920	29,928	127		750	750	40	40					6.29	
339,387	65,020	404,407	183/182		7,236/1,603	7,022/1,526	48/14	49/57					7.58/6.57	
45,789	8,094	53,883	107		1,333	1,333	41	41					5.19	
12,792	2,749	15,541	122		319	319	49	49					4.92	
181,151	19,255	200,406	175/182		1,788/636	1,788/636	103/48	103/48					3.37/7.59	
102,177	4,454	106,631	165/103		1,422/254	1,422/254	74/21	74/21					4.45/9.74	
32,974	1,730	34,704	161		591	591	72	72					4.42	
11,595	311	11,906	161		136	136	98	98					3.26	
5,530	179	5,709	136		64	64	89	89					3.02	
18,379	4.29	18,808	159		549	549	37	37					8.45	
104,740	23,596	128,342	122		2,484	2,484	52	52					4.61	
83,132	6,576	89,708	122		1,375	1,375	70	70					3.46	
7,444	559	8,003	105		201	201	40	40					5.20	

river through Dhands, etc.

MO F 3—34a

STATEMENT

Statement showing Incidence of Working Expenses on assessed

Name of Canal.	Average discharge of the year at canal head in cubic ft. per second.	Water-rate assessed during 1926-27.					
		Occupiers.	Owners.	Total Direct.	Indirect.	Total Direct and Indirect.	
1	2	3	4	5	6	7	
55. Construction of Irrigation, Navigation, Embankment and Drainage Works not charged to Revenue.	C. ft.	Rs.	Rs.	Rs.	Rs.	Rs.	
A.—IRRIGATION WORKS.							
1. Productive.							
Begari Canals	Desert Canal.	3,065	82,492	..	82,492	4,39,716	5,22,208
Division.	Unharwah ..	1,271	327	..	327	2,50,520	2,50,847
	Begari Canal..	4,810	28,939	..	28,939	6,52,943	6,81,882
Ghar Canals	Ghar Canal ..	3,837	9,211	..	9,211	9,53,189	9,62,400
Division.	Sukkur Canal.	995	1,129	..	1,129	2,33,662	2,34,791
	Canals in Rohri.	1,677	3,031	..	3,031	1,52,182	1,55,213
Shikarpur Canals	Sind Canal ..	1,826	3,023	..	3,023	2,53,194	2,56,217
	Rajib ..	138	551	..	551	77,613	78,164
	Chitti ..	84					
	Garang ..	79					
Karachi Canals	Kalri Canal ..	586	394	..	394	36,463	36,857
	Indus Canals Right Bank.		466	..	466	45,925	46,391
Division.	Pinyari Canal.	2,217	2,324	..	2,324	2,58,128	2,60,452
	Indus Canals Left Bank.		52	..	52	1,10,336	1,10,388
Western Nara Division.	Western Nara including Pritchard.	4,779	7,050	..	7,050	8,57,663	8,64,713
	Marviwah ..	198	101	..	101	13,824	13,925
	Phitta Canal ..	513	17,822	17,822

II-E.

Revenue on Canals in Sind during the year 1926-1927.

Gross assessed revenue from all sources.	Working expenses, Direct and Indirect.	Area irrigated during the year.	Working expenses			90 per cent. of net consolidated assessment.		Total water rate Direct and Indirect.	
			Per cent. on gross revenue.	Per acre irrigated.	Per cubic foot per second of discharge at canal head.	Per acre irrigated.	Per cubic foot per second of discharge at canal head.	Per acre irrigated.	Per cubic foot per second of discharge at canal head.
8	9	10	11	12	13	14	15	16	17
Rs.	Rs.	Acres.		Rs.	Rs.	Rs.	Rs.	Rs.	Rs.
5,25,360	2,37,499	219,363	45·2	1·08	77·4	2·6	109·9	2·38	170·3
2,52,516	88,292	97,955	35·0	0·91	69·5	2·5	194·4	2·54	197·3
6,93,078	3,95,966	250,099	57·1	1·58	82·3	2·9	133·5	2·72	141·8
9,74,258	4,23,090	253,939	43·4	1·66	110·2	3·9	246·4	3·78	253·9
2,37,617	1,30,468	68,824	54·9	1·88	131·1	3·4	233·9	3·41	239·8
1,57,427	1,12,135	53,911	71·1	2·08	66·6	3·1	87·9	2·88	92·5
2,58,162	99,077	68,266	38·4	1·45	54·2	3·7	133·6	3·75	140·3
78,440	26,796	18,660	34·2	1·43	89·0	4·1	251·1	4·19	259·7
37,234	46,112	17,300	123·9	2·66	78·6	2·1	61·0	2·31	62·9
46,607	31,457	27,320	67·5	1·15	..	1·6	..	1·69	..
2,63,434	1,94,375	98,288	73·7	1·98	87·6	2·6	113·8	2·65	117·4
1,11,592	67,489	37,969	60·4	2·04	..	2·8	..	2·97	..
8,74,603	4,15,731	247,387	47·5	1·68	87·0	3·5	176·8	2·06	173·6
14,343	4,192	5,556	29·2	0·75	21·2	2·6	67·3	2·51	70·3
17,856	17,089	5,364	95·7	3·19	33·3	3·1	33·0	3·32	34·3

STATEMENT

Name of Canal.	Average discharge of the year at canal head in cubic ft. per second.	Water-rate assessed during 1926-27.				
		Occupiers.	Owners.	Total Direct.	Indirect.	Total Direct and Indirect.
1	2	3	4	5	6	7
55. Construction of Irrigation, Navigation, Embankment and Drainage Works not charged to Revenue—concl'd.	C. ft.	Rs.	Rs.	Rs.	Rs.	Rs.
A.—IRRIGATION WORKS—concl'd.						
1. Productive—concl'd.						
Hyderabad Canals Division.	Alibahar Kacheri. 155 Great Marakh. 1,015 Sariraz Canal. 552 Gharo Mahmudo. 537 Kari Shumali. 731 Nasirwah .. 750	786 4,027 2,619 6,169 5,321 422	786 4,027 2,619 6,169 5,321 422	29,650 1,94,767 53,102 1,58,849 78,320 68,790	30,436 1,98,794 55,721 1,65,018 83,641 69,212
Fuleli Canals Division.	Fuleli Canal. 4,689	1,46,057	..	1,46,057	9,59,361	11,05,418
Nasrat Canals Division.	Naulakhi Canal. 1,333 Dambhro Canal. 319	893 961	893 961	1,59,011 42,704	1,59,904 43,665
Total Productive	3,06,345	..	3,06,345	60,97,734	64,04,079
2. Unproductive.						
Shikarpur Canals Division.	Mahiwah .. 1,803	2,046	..	2,046	1,77,063	1,79,109
Karachi Canals Division.	Sattah .. 747 Baghar .. 5,102	31 1,791	31 1,791	41,603 79,326	41,634 81,117
Western Nara Division.	Dadu Canals .. 422	49	..	49	27,869	27,918
Jamrao Canals Division.	Jamrao Canal .. 1,788	2,310	..	2,310	7,22,791	7,25,101
Eastern Nara Division.	Mithrao Canal. 1,676 Thar Canal .. 591	1,027 1,372	1,027 1,372	2,67,318 91,260	2,68,345 92,632
Fuleli Canals Division.	Eastern Nara. .. Hiral Canal .. 136 Hassanali Canal. 549 888 688	84,372 35,883 52,957	84,372 35,833 53,845
Nasrat Canals Division.	Dad Canal including Ren Distributary. 2,402 Nasrat Canal. 1,375	3,769 136	3,769 136	3,33,523 2,70,085	3,37,292 2,70,221
Total, (2) Unproductive	13,419	..	13,419	21,84,050	21,97,469
Grand Total	3,19,764	..	3,19,764	82,81,784	86,01,548

II-E—concl'd.

Gross assessed revenue from all sources.	Working expenses, Direct and Indirect.	Area irrigated during the year.	Working expenses.			90 per cent. of net consolidated assessment.		Total water rate, Direct and Indirect.	
			Per cent. on gross revenue.	Per acre irrigated.	Per cubic foot per second of discharge at canal head.	Per acre irrigated.	Per cubic foot per second of discharge at canal head.	Per acre irrigated.	Per cubic foot per second of discharge at canal head.
8	9	10	11	12	13	14	15	16	17
Rs.	Rs.	Acres.		Rs.	Rs.	Rs.	Rs.	Rs.	Rs.
32,277	13,401	13,523	41·52	0·99	86·46	2·36	185·83	2·27	196·36
2,04,917	1,11,730	81,302	54·52	1·37	110·08	2·59	188·25	2·45	195·86
57,500	25,861	25,242	44·98	1·02	46·85	2·27	93·64	2·21	100·94
1,66,886	93,481	82,743	56·01	1·13	174·08	2·33	290·49	1·99	307·30
84,324	44,031	40,642	52·22	1·08	60·23	2·14	102·50	2·06	114·42
70,067	35,522	29,911	50·69	11·88	47·36	2·29	89·27	2·31	92·15
11,31,070	3,68,131	424,945	32·54	0·87	78·50	2·64	298·62	2·60	235·75
1,60,401	50,135	53,471	31·26	0·94	37·61	3·02	118·72	2·99	119·96
43,732	12,596	15,376	28·80	0·82	39·48	2·92	132·21	2·84	136·86
64,93,701	30,44,706	2,237,346	44·54	1·26	..	2·84	..	2·73	..
1,81,833	1,54,959	67,290	85·2	2·30	85·9	2·5	95·6	2·66	99·3
41,782	18,170	15,256	43·4	1·19	24·3	2·6	54·1	2·72	55·7
82,097	48,588	39,455	59·2	1·23	90·6	2·3	15·2	2·05	15·9
29,130	16,059	8,909	55·1	1·80	38·0	3·5	64·7	3·13	66·1
7,85,896	5,76,004	212,732	73·29	2·70	322·14	3·11	360·37	3·40	404·98
2,72,065	2,13,943	109,337	78·63	1·04	127·05	2·46	159·14	2·45	160·11
94,068	64,930	42,053	69·02	1·54	109·86	2·22	153·68	2·20	156·74
90,215	70,912	51,550	78·60	1·38	..	1·60	..	1·64	..
38,646	25,364	13,282	65·63	1·91	156·5	2·46	240·30	2·70	263·85
54,550	36,331	20,353	66·61	1·78	40·09	2·62	94·39	2·65	98·09
3,40,841	2,38,739	120,176	70·04	1·99	99·39	2·85	135·02	2·97	148·75
2,72,089	3,04,963	95,765	112·08	3·18	221·79	2·68	185·87	2·82	196·52
22,83,212	17,65,962	796,168	74·84	2·05	..	2·59	..	2·69	..
87,76,913	48,13,668	3,033,514	55·21	1·58	..	2·87	..	2·82	..

STATEMENT III-E.

Statement of Quantity and Value of Crops irrigated in Sind during the year 1926-27.

Description of crops.	Begari Canals Division.								
	Desert Canal.			Unharwah.			Begari Canal.		
	Area irrigated.	Estimated value.	per acre.	Area irrigated.	Estimated value.	per acre.	Area irrigated.	Estimated value.	per acre.
	Acres.	Rs.	Rs.	Acres.	Rs.	Rs.	Acres.	Rs.	Rs.
Kharif.									
Rice ..	28,423	13,72,104	48	5,343	2,31,311	43	42,961	16,78,265	39
Jowar ..	59,446	15,20,058	27	19,945	4,31,655	22	92,707	24,55,650	26
Bajri ..	21,493	5,42,585	25	17,488	3,58,522	21	23,414	5,35,735	23
Cotton ..	214	16,271	76	849	51,882	61	126	12,303	97
Other crops ..	10,833	3,41,339	31	5,940	2,01,334	34	18,517	6,74,107	36
Total ..	117,409	37,92,357	32	49,570	12,74,704	26	177,725	53,56,060	20
Rabi.									
Wheat ..	33,716	18,04,593	53	19,714	9,24,203	47	21,240	7,78,946	36
Barley ..	9	236	26					44	44
Oil-seeds ..	31,020	6,99,463	22	10,852	2,20,977	20	20,235	3,19,614	18
Other crops ..	58,693	9,66,052	16	27,324	3,39,559	12	68,527	11,93,913	18
Total ..	123,438	34,70,354	28	57,890	14,84,739	26	110,003	22,92,517	21
Total under both heads ..	240,847	72,62,711	30	107,460	27,59,443	26	287,728	76,48,577	27

Description of crops.	Begari Canals Division—contd.						Shikarpur Canals Division.		
	Canals from Kashmir Bund.			Total.			Mahiwh.		
	Area irrigated.	Estimated value.	per acre.	Area irrigated.	Estimated value.	per acre.	Area irrigated.	Estimated value.	per acre.
	Acres.	Rs.	Rs.	Acres.	Rs.	Rs.	Acres.	Rs.	Rs.
Kharif.									
Rice ..				76,732	32,81,680	43	6,414	1,34,964	21
Jowar ..	1,325	32,821	24	170,423	44,40,184	26	33,894	5,00,424	15
Bajri ..	1,724	40,475	23	64,119	14,77,317	23	8,601	1,37,600	16
Cotton ..	19	1,703	89	1,208	82,159	68	148	7,535	51
Other crops ..	292	6,528	22	35,582	12,23,308	34	2,209	70,462	32
Total ..	3,360	81,527	24	348,064	1,05,04,648	30	51,256	8,50,985	16
Rabi.									
Wheat ..	1,909	1,04,253	54	76,579	36,11,995	47	11,831	1,73,640	15
Barley ..	11	429	39	21	709	34	31	370	12
Oil-seeds ..	288	7,050	24	62,395	12,47,104	19	2,455	33,587	14
Other crops ..	1,021	12,410	12	155,565	25,11,944	16	7,491	2,19,870	29
Total ..	3,229	1,24,142	38	294,560	73,71,752	25	21,808	4,27,467	19
Total under both heads ..	6,589	2,05,669	31	642,624	1,78,76,400	28	73,074	12,78,452	17

STATEMENT III-E—*contd.*

Shikarpur Canals Division <i>contd.</i>									
Description of crops.	Canals in Rohri.			Sind Canal.			Rajib.		
	Area irrigated.	Estimated value.	per Value acre.	Area irrigated.	Estimated value.	per Value acre.	Area irrigated.	Estimated value.	per Value acre.
	Acres.	Rs.	Rs.	Acres.	Rs.	Rs.	Acres.	Rs.	Rs.
Kharif. { Rice ..	3,451	86,998	25	17,909	3,84,768	21	2,329	55,896	24
{ Jowar ..	31,861	5,69,201	18	24,329	5,14,540	21	2,154	43,080	20
{ Bajra ..	2,954	44,720	15	1,285	27,094	21	2	40	20
{ Cotton ..	492	27,207	55	8	555	69
{ Other crops ..	2,138	63,164	29	5,046	1,81,120	36	334	16,032	48
Total ..	40,896	7,91,290	19	48,577	11,08,077	23	4,819	1,15,048	25
Rabi. { Wheat ..	11,144	1,77,304	16	8,666	2,51,770	29	1,952	58,560	30
{ Barley ..	44	698	16	17	356	21	7	168	24
{ Oil-seeds ..	1,553	36,538	23	1,930	44,952	23	187	4,438	24
{ Other crops ..	2,344	64,405	27	16,828	4,55,412	27	2,821	1,35,408	48
Total ..	15,085	2,78,945	18	27,441	7,52,490	28	4,967	1,98,624	39
Total under both heads ..	55,981	10,70,235	19	76,018	18,60,567	24	9,786	3,13,672	32

Shikarpur Canals Division— <i>contd.</i>									
Description of crops.	Chitti.			Garang.			Bunds in Rohri including Kasimpur Bund.		
	Area irrigated.	Estimated value.	per Value acre.	Area irrigated.	Estimated value.	per Value acre.	Area irrigated.	Estimated value.	per Value acre.
	Acres.	Rs.	Rs.	Acres.	Rs.	Rs.	Acres.	Rs.	Rs.
Kharif. { Rice ..	437	10,488	24	5	120	24
{ Jowar ..	2,834	56,680	20	564	11,280	20	663	15,912	24
{ Bajra ..	12	240	20	12	240	20
{ Cotton	1	45	45
{ Other crops ..	342	16,348	48	28	1,176	42	71	1,065	15
Total ..	3,625	83,756	23	604	12,696	21	740	17,142	23
Rabi. { Wheat ..	2,042	61,260	30	868	26,040	30	1,754	35,080	20
{ Barley	2	32	16
{ Oil-seeds ..	181	4,344	24	64	1,536	24	166	4,648	28
{ Other crops ..	2,958	1,41,984	48	868	41,664	48	79	1,185	15
Total ..	5,181	2,07,588	40	1,800	69,240	38	2,001	40,945	20
Total under both heads ..	8,806	2,91,344	33	2,404	81,936	34	2,741	58,087	21

STATEMENT III-E—*contd.*

Description of crops.	Shikarpur Canals Division— <i>contd.</i>						Ghar Canals Division.		
	Sukkur Begari Bund.			Total, Shikarpur Canals Division.			Sukkur Canal.		
	Area irrigated.	Estimated value.	per acre.	Area irrigated.	Estimated value.	per acre.	Area irrigated.	Estimated value.	per acre.
	Acres.	Rs.	Rs.	Acres.	Rs.	Rs.	Acres.	Rs.	Rs.
Kharif. { Rice ..	1,471	35,304	24	32,016	7,08,538	22	32,003	7,56,112	24
{ Jowar ..	1,219	24,380	20	97,518	17,35,497	18	17,961	3,31,784	19
{ Bajri ..	2	40	20	12,868	2,09,974	17	293	5,585	19
{ Cotton ..	1	75	75	650	35,417	55
{ Other crops ..	1,300	62,750	48	11,468	4,12,117	36	3,409	67,687	20
Total ..	3,993	1,22,549	31	154,520	31,01,543	21	53,666	11,61,168	22
Rabi. { Wheat ..	3,300	1,01,030	31	41,557	8,84,684	21	15,764	4,05,416	26
{ Barley ..	3	72	24	104	1,696	16	1	16	16
{ Oil-seeds ..	558	12,552	22	7,094	1,42,645	20	5,628	92,405	16
{ Other crops ..	5,492	2,55,580	46	38,881	13,15,508	34	16,589	2,28,437	14
Total ..	9,353	3,69,234	39	87,536	23,44,533	27	37,982	7,26,274	19
Total under both heads ..	13,346	4,91,783	37	242,156	54,46,076	23	91,648	18,87,442	21

Description of crops.	Ghar Canals Division— <i>contd.</i>								
	Ghar Canal.			Ghar Bunds.			Total, Ghar Canals Division.		
	Area irrigated.	Estimated value.	per acre.	Area irrigated.	Estimated value.	per acre.	Area irrigated.	Estimated value.	per acre.
	Acres.	Rs.	Rs.	Acres.	Rs.	Rs.	Acres.	Rs.	Rs.
Kharif. { Rice ..	173,263	53,43,180	31	205,266	60,99,292	30
{ Jowar ..	36,981	8,02,135	22	70	980	14	55,012	11,34,899	21
{ Bajri ..	325	5,495	17	618	11,080	18
{ Cotton ..	52	3,120	60	52	3,120	60
{ Other crops ..	5,502	1,09,835	20	8,911	1,77,522	20
Total ..	216,123	62,63,765	29	70	980	14	269,859	74,25,913	28
Rabi. { Wheat ..	31,482	8,61,791	27	81	1,810	22	47,327	12,69,017	27
{ Parley ..	22	414	19	23	430	19
{ Oil-seeds ..	36,913	3,34,016	9	27	590	22	42,568	4,27,011	10
{ Other crops ..	71,439	6,28,287	9	18	642	36	88,046	8,57,366	10
Total ..	139,856	18,24,508	13	126	3,042	24	177,964	25,53,824	14
Total under both heads ..	355,979	80,88,273	23	196	4,022	21	447,823	99,79,737	22

STATEMENT III-E—contd.

Karachi Canals Division.									
Description of crops.	Sattah.			Baghar.			Kalri.		
	Area irrigated.	Estimated value.	Value per acre.	Area irrigated.	Estimated value.	Value per acre.	Area irrigated.	Estimated value.	Value per acre.
	Acres.	Rs.	Rs.	Acres.	Rs.	Rs.	Acres.	Rs.	Rs.
Kharif. { Rice ..	12,337	3,70,110	30	29,775	8,93,250	30	11,989	3,59,670	30
{ Jowar	25	250	10	265	2,650	10
{ Bajri ..	2,113	63,390	30	2,556	76,680	30	1,355	40,650	30
{ Cotton
{ Other crops ..	434	2,170	50	1,367	68,350	50	569	28,450	50
Total ..	14,884	4,35,670	29	33,723	10,38,530	31	14,178	4,31,420	30
Kharif. { Wheat ..	7	210	30	3	90	30	123	3,690	30
{ Barley ..	57	1,710	30	2,955	59,100	20	1,295	25,900	20
{ Oil-seeds ..	332	9,960	30	943	28,290	30	1,262	36,860	30
{ Other crops ..	512	25,600	50	8,400	4,20,000	50	2,423	12,150	50
Total ..	908	37,480	41	12,301	5,07,480	41	5,103	78,600	15
Total under both heads ..	15,792	4,73,150	29	46,024	15,46,010	34	19,281	5,10,020	26

Karachi Canals Division—contd.									
Description of crops.	Indus Canals Right Bank.			Pinyari.			Indus Canals Left Bank.		
	Area irrigated.	Estimated value.	Value per acre.	Area irrigated.	Estimated value.	Value per acre.	Area irrigated.	Estimated value.	Value per acre.
	Acres.	Rs.	Rs.	Acres.	Rs.	Rs.	Acres.	Rs.	Rs.
Kharif. { Rice ..	25,612	10,24,480	40	81,787	32,71,480	40	34,340	13,73,600	40
{ Jowar ..	2	40	20	32	640	20	27	540	20
{ Bajri ..	22	220	10	1,924	57,720	30	1,323	39,690	30
{ Cotton
{ Other crops ..	71	2,840	40	1,286	64,300	50	189	9,500	50
Total ..	25,707	10,27,580	39	85,030	33,94,210	39	35,879	14,23,330	39
Kharif. { Wheat ..	12	600	50	108	6,480	60	29	1,740	60
{ Barley ..	814	16,280	20	909	45,450	50	572	128,600	50
{ Oil-seeds ..	659	19,770	30	11,616	4,64,640	40	1,704	68,160	40
{ Other crops ..	4,088	1,22,640	30	3,563	1,42,520	40	1,610	6,440	40
Total ..	5,573	1,59,290	28	16,196	6,59,090	41	3,915	1,04,940	28
Total under both heads ..	31,280	11,86,870	38	101,226	40,53,300	40	39,794	15,28,270	38

STATEMENT III-E—*contd.*

Description of crops.	Karachi Canals Division— <i>concd.</i>						Western Nara Division.		
	Bunds in Karachi Canals Division.			Total, Karachi Canals Division.			Western Nara.		
	Area irrigated.	Estimated value.	per acre.	Area irrigated.	Estimated value.	per acre.	Area irrigated.	Estimated value.	per acre.
	Acres.	Rs.	Rs.	Acres.	Rs.	Rs.	Acres.	Rs.	Rs.
Kharif { Rice ..	9,125	2,26,620	25	204,965	75,19,210	36	137,613	40,64,201	29
Jowar ..	1	10	10	352	4,130	12	47,282	7,86,916	17
Bajri ..	20	400	20	9,313	2,78,750	30	436	6,188	13
Cotton	1	70	70	15	81	5
Other crops ..	9	350	40	3,925	1,75,970	45	4,255	56,458	13
Total ..	9,155	2,27,390	25	218,556	79,78,130	37	189,651	49,13,944	26
Rabi. { Wheat ..	1	40	40	283	12,850	45	29,906	7,64,898	26
Barley ..	1,315	39,450	30	7,917	2,16,90	27	229	2,604	11
Oil-seeds ..	237	11,850	50	16,753	6,39,530	38	31,644	2,49,619	8
Other crops ..	1,427	71,350	50	22,023	8,00,700	36	66,413	5,52,091	8
Total ..	2,980	1,22,690	41	46,976	16,69,570	36	128,192	15,69,212	12
Total under both heads ..	12,135	3,50,080	29	265,532	96,47,700	36	317,843	64,83,086	20

Description of crops.	Western Nara Division— <i>contd.</i>								
	Pritchard.			Dadu Canals.			Phitta.		
	Area irrigated.	Estimated value.	per acre.	Area irrigated.	Estimated value.	per acre.	Area irrigated.	Estimated value.	per acre.
	Acres.	Rs.	Rs.	Acres.	Rs.	Rs.	Acres.	Rs.	Rs.
Kharif { Rice ..	8,857	1,93,385	22	4,339	1,08,475	25
Jowar ..	2,040	13,089	6	3,465	86,625	25	2,875	80,475	28
Bajri ..	4	20	5	187	1,122	6	25	494	18
Cotton	10	20	2
Other crops ..	21	100	5	45	225	5	34	800	23
Total ..	10,922	2,06,594	19	8,046	1,96,467	24	2,934	81,739	27
Rabi. { Wheat ..	388	7,555	19	584	14,100	24	1,701	1,10,670	65
Barley ..	7	42	6	143	740	5	68	3,060	45
Oil-seeds ..	444	1,371	3	164	1,148	7	531	4,041	8
Other crops ..	4,271	22,043	5	1,645	8,225	5	427	5,775	14
Total ..	5,110	31,011	6	2,541	24,213	9	2,727	1,23,546	46
Total under both heads ..	16,032	2,37,605	14	10,587	2,20,680	20	5,661	2,05,275	36

STATEMENT III-E—*contd.*

Western Nara Division—concl'd.										
Description of crops.	Marviwah.			Bunds in Western Nara including New Feeder			Total Western Nara Division			
				Wahur, Aral, Muncher						
				Canals north of Kotri						
				Bunds north of Kotri						
	Area irrigated.	Estimated value.	per Value acre.	Area irrigated.	Estimated value.	per Value acre.	Area irrigated.	Estimated value.	per Value acre.	
	Acres.	Rs.	Rs.	Acres.	Rs.	Rs.	Acres.	Rs.	Rs.	
Kharif. {	Rice ..	2,265	55,453	24	5,498	1,62,872	30	158,572	45,84,386	29
	Jowar ..	1,826	24,705	14	4,623	1,46,693	32	62,111	11,38,503	18
	Bajri ..	9	40	4	2,395	1,41,236	59	3,106	1,49,060	48
	Cotton	684	41,040	60	709	41,141	57
	Other crops ..	43	191	4	306	10,356	33	4,704	68,130	15
Total ..	4,143	80,389	19	13,506	502	37	229,202	59,81,220	26	
Rabi. {	Wheat ..	824	14,455	8	14,438	7,11,200	49	47,841	16,22,878	34
	Barley ..	153	587	4	299	8,038	27	904	15,071	17
	Oil-seeds ..	245	904	4	2,121	72,795	34	35,149	3,29,878	9
	Other crops ..	1,194	5,229	4	3,547	46,900	13	77,497	6,40,263	8
	Total ..	2,416	21,175	8	20,405	8,38,933	41	161,391	26,08,090	16
Total under both heads ..	6,559	1,01,564	15	33,911	13,41,130	39	390,593	85,89,310	22	

Description of crops.	Total, Indus Right Bank Circle.			Nasrat Canals Division.					
				Dad Canal including Ren distributary			Nasrat Canal.		
	Area irrigated.	Estimated value.	per Value acre.	Area irrigated.	Estimated value.	per Value acre.	Area irrigated.	Estimated value.	per Value acre.
	Acres.	Rs.	Rs.	Acres.	Rs.	Rs.	Acres.	Rs.	Rs.
Kharif. { Rice ..	677,551	2,21,93,106	33	19,345	7,73,800	40	126	4,410	35
{ Jowar ..	385,416	84,53,213	22	30,628	7,75,225	25	28,518	7,12,950	25
{ Bajri ..	90,024	21,26,181	23	31,964	9,58,920	30	17,904	5,37,120	30
{ Cotton ..	2,620	1,61,907	62	14,869	5,94,760	40	21,112	8,44,480	40
{ Other crops ..	64,590	20,57,047	32	8,966	2,68,980	30	20,812	5,20,300	25
Total ..	1,220,201	3,49,91,454	28	105,772	33,71,685	33	88,472	26,19,260	31
Rabi. { Wheat ..	213,587	74,01,424	34	7,309	2,19,270	30	3,253	97,590	30
{ Barley ..	8,969	2,34,396	26	499	12,475	25	13	2,20	20
{ Oil-seeds ..	163,959	27,86,168	17	6,115	1,51,300	25	3,435	68,700	20
{ Other crops ..	382,012	61,25,781	16	10,406	3,12,180	30	953	28,590	30
Total ..	768,527	1,65,47,769	22	24,329	6,95,225	35	7,654	1,95,140	25
Total under both heads ..	1,988,728	5,15,39,223	26	130,101	40,66,910	34	96,126	28,14,400	28

STATEMENT III-E—contd.

Description of crops.	Nasrat Canals Division—contd.								
	Naulakhi.			Dambhro.			Mehrab and other Canals.		
	Area irrigated.	Estimated value.	Value per acre.	Area irrigated.	Estimated value.	Value per acre.	Area irrigated.	Estimated value.	Value per acre.
	Acres.	Rs.	Rs.	Acres.	Rs.	Rs.	Acres.	Rs.	Rs.
Kharif. { Rice ..	6,024	2,40,960	40	363	10,890	30	3	90	30
Jowar ..	28,713	8,61,390	30	10,148	3,04,440	30	5,309	1,06,825	21
Bajri ..	4,687	1,64,045	35	1,566	46,980	30	3,054	77,835	27
Cotton ..	4,504	1,80,160	40	301	12,040	40	83	3,310	37
Other crops ..	2,392	71,760	30	525	15,750	30	158	4,740	30
Total ..	46,320	15,18,315	35	12,903	3,90,100	32	8,607	1,92,800	29
Rabi. { Wheat ..	6,615	1,98,450	30	2,453	61,325	25	1,373	34,325	25
Barley ..	209	4,180	20	93	1,860	20	34	600	18
Oil-seeds ..	1,011	20,220	20	146	2,920	20	367	6,625	18
Other crops ..	392	11,760	30	97	3,910	30	258	6,530	28
Total ..	8,227	2,34,610	25	2,789	69,015	24	2,032	48,080	22
Total under both heads ..	54,547	17,52,925	30	15,692	4,59,115	28	10,639	2,40,880	25

Description of crops.	Nasrat Canals Division—concl'd.			Hyderabad Canals Division.					
	Total, Nasrat Canals Division.			Alibahar Kacheri.			Great Marakh.		
	Area irrigated.	Estimated value.	Value per acre.	Area irrigated.	Estimated value.	Value per acre.	Area irrigated.	Estimated value.	Value per acre.
	Acres.	Rs.	Rs.	Acres.	Rs.	Rs.	Acres.	Rs.	Rs.
Kharif. { Rice ..	25,861	10,30,150	40	68	2,720	40	4,752	1,89,228	34
Jowar ..	103,316	27,60,830	26	726	19,195	28	2,456	66,920	23
Bajri ..	59,175	17,84,900	30	9,852	2,95,560	30	41,939	12,57,765	30
Cotton ..	40,869	16,34,750	40	1,940	74,700	30	25,770	9,93,960	31
Huris ..							38		
Other crops ..	32,853	8,81,530	27	168	5,240	37	1,351	37,015	25
Total ..	262,074	80,92,160	33	12,754	3,97,415	33	76,306	25,44,888	29
Rabi. { Wheat ..	21,003	6,10,960	29	38	1,150	35	205	6,680	35
Barley ..	848	19,375	23				1	20	20
Oil-seeds ..	11,074	2,49,765	23	370	7,430	25	559	11,930	25
Huris ..							4,277		
Other crops ..	12,106	3,61,970	30	430	12,670	20	1,754	1,55,655	22
Total ..	45,031	12,42,070	26	873	21,250	27	6,797	1,74,285	25
Total under both heads ..	307,105	93,34,230	30	13,627	4,18,665	30	83,103	27,19,173	27

STATEMENT III-E—contd.

Hyderabad Canals Division—contd.									
Description of crops.	Kari Shumali			Gharo Mahmudo.			Sarfriz Canal.		
	Area irrigated.	Estimated value.	per acre.	Area irrigated.	Estimated value.	per acre.	Area irrigated.	Estimated value.	per acre.
	Acres.	Rs.	Rs.	Acres.	Rs.	Rs.	Acres.	Rs.	Rs.
Kharif. { Rice ..	6	528	88	610	18,011	34	163	5,335	33
Jowar ..	391	7,525	16	1,323	27,559	18	436	8,270	19
Bajri ..	25,725	6,55,065	23	44,265	12,60,855	26	16,397	4,24,889	26
Cotton ..	10,836	5,05,097	40	20,541	6,18,977	32	5,367	1,96,140	37
Huris ..	267			661			522		
Other crops ..	1,001	56,953	26	1,804	85,922	23		24,819	47
Total ..	38,226	12,25,168	39	69,204	20,11,324	27	22,885	6,59,453	32
Rabi. { Wheat ..	453	17,400	25	1,590	62,575	35	631	16,712	26
Barley ..				3	70	23			
Oil-seeds ..	200	6,056	23	729	20,766	21	348	7,150	20
Huris ..	1,284			9,989			1,514	36,548	24
Other crops ..	520	23,400	9	1,710	1,87,008	15			
Total ..	2,457	46,856	19	14,021	2,70,419	24	2,493	60,410	23
Total under both heads ..	40,713	12,72,024	29	83,225	22,81,743	25	25,378	7,19,863	27

Hyderabad Canals Division—concl.									
Description of crops.	Nasirwah.			Other Canals.			Total, Hyderabad Canals Division.		
	Area irrigated.	Estimated value.	per acre.	Area irrigated.	Estimated value.	per acre.	Area irrigated.	Estimated value.	per acre.
	Acres.	Rs.	Rs.	Acres.	Rs.	Rs.	Acres.	Rs.	Rs.
Kharif. { Rice ..	95	3,325	35				5,694	2,19,147	38
Jowar ..	264	5,210	20	289	8,655	30	5,885	1,43,334	24
Bajri ..	19,483	5,23,080	27	979	29,370	30	58,640	44,46,584	76
Cotton ..	6,271	2,10,740	34	18	440	24	70,743	26,00,054	37
Huris ..							1,009		
Other crops ..	895	44,810	50	38	1,140	30	5,736	2,55,899	37
Total ..	27,008	7,87,165	33	1,324	39,605	29	2,47,707	76,65,018	31
Rabi. { Wheat ..	320	12,755	40	422	12,660	30	3,660	1,29,932	36
Barley ..				1	20	20	5	110	22
Oil-seeds ..	255	9,150	36	241	4,980	21	2,702	67,462	25
Huris ..				37			18,491		
Other crops ..	2,479	58,320	13	43	2,330	27	5,611	4,75,931	16
Total ..	3,054	80,225	26	744	19,990	24	30,469	6,73,435	22
Total under both heads ..	30,062	8,67,390	30	2,068	59,595	26	278,176	83,38,453	30

STATEMENT III-E—contd.

Description of crops.	Fuleli Canals Division.								
	Fuleli Canal.			Hassanali Canal.			Other Canals.		
	Area irrigated.	Estimated value.	Value per acre.	Area irrigated.	Estimated value.	Value per acre.	Area irrigated.	Estimated value.	Value per acre.
	Acres.	Rs.	Rs.	Acres.	Rs.	Rs.	Acres.	Rs.	Rs.
Kharif { Rice ..	235,734	71,16,322	30	15,353	3,07,060	20	16,062	3,21,240	20
{ Jowar ..	3,253	63,586	20	60	900	15	325	4,885	14
{ Bajri ..	74,347	16,33,130	22	2,737	54,740	20	10,212	2,01,958	17
{ Cotton ..	25,793	8,30,773	32	203	6,090	30	733	25,380	35
{ Other crops ..	7,626	3,44,252	45	289	8,341	29	749	16,815	22
Total ..	346,753	99,88,063	30	18,642	3,77,131	23	28,081	5,70,278	22
Rabi. { Wheat ..	43,168	7,43,395	17	19	380	20	1,169	30,060	26
{ Barley ..	1,544	41,512	21	12	192	16	217	3,461	14
{ Oil-seeds ..	20,773	2,54,005	12	1,554	18,648	12	1,849	30,170	14
{ Other crops ..	20,398	4,03,743	20	264	3,772	14	1,749	47,819	23
Total ..	86,283	14,42,655	17	1,849	22,992	15	4,984	1,11,510	19
Total under both heads ..	433,036	1,14,30,718	23	20,491	4,00,123	19	33,065	6,81,788	20

Description of crops.	Fuleli Canals Division—concl'd.			Eastern Nara Division.					
	Total, Fuleli Canals Division.			Nara Supply Canal.			Eastern Nara.		
	Area irrigated.	Estimated value.	Value per acre.	Area irrigated.	Estimated value.	Value per acre.	Area irrigated.	Estimated value.	Value per acre.
	Acres.	Rs.	Rs.	Acres.	Rs.	Rs.	Acres.	Rs.	Rs.
Kharif. { Rice ..	267,149	77,44,622	27	30	720	24	5,157	1,06,464	21
{ Jowar ..	3,638	69,371	19	277	6,648	24	425	7,381	17
{ Bajri ..	87,295	18,89,828	22	3	72	24	28,245	6,53,360	24
{ Cotton ..	26,729	8,62,743	32	11	495	45	12,288	5,27,101	43
{ Other crops ..	8,664	3,69,408	42	113	1,695	15	208	6,017	30
Total ..	393,476	1,09,35,472	28	434	9,630	26	46,323	13,00,323	27
Rabi. { Wheat ..	44,356	7,73,835	18	3,452	69,040	20	2,671	63,341	24
{ Barley ..	2,173	45,165	21	46	736	16	6	39	6
{ Oil-seeds ..	24,176	3,02,823	13	1,055	29,540	28	2,080	24,100	12
{ Huris ..	22,411	4,55,334	20	3,076	46,140	15	24	344	14
{ Other crops ..							1,014	18,113	18
Total ..	93,116	15,77,157	18	7,629	1,45,456	20	5,795	1,05,937	15
Total under both heads ..	486,592	1,25,12,629	23	8,063	1,55,086	23	52,118	14,06,260	21

STATEMENT III-E—contd.

Description of crops.	Eastern Nara Division—contd								
	Mithrao Canal.			Thar Canal.			Khipro Canal.		
	Area irrigated.	Estimated value.	Value per acre.	Area irrigated.	Estimated value.	Value per acre.	Area irrigated.	Estimated value.	Value per acre.
	Acres.	Rs.	Rs.	Acres.	Rs.	Rs.	Acres.	Rs.	Rs.
Kharif. { Rice ..	24,346	6,23,357	26	9,199	6,74,593	73	124	2,465	20
{ Jowar ..	1,279	21,096	16	140	1,867	13	12	138	12
{ Bajri ..	32,916	7,50,930	23	12,047	3,53,379	29	4,697	1,10,673	24
{ Cotton ..	45,591	18,20,389	40	17,663	4,23,912	24	685	23,461	34
{ Other crops ..	525	16,350	31	373	9,947	27	12	360	30
Total ..	104,657	32,32,322	31	39,422	14,63,698	37	5,530	1,37,097	24
Rabi. { Wheat ..	3,394	64,486	19	1,587	17,192	11	137	2,809	21
{ Barley ..	1	14	14	1	9	9
{ Oil-seeds ..	903	10,808	12	1,063	1,772	2	40	475	12
{ Huris ..	174	927	5	86	172	2
{ Other crops ..	857	30,500	36	526	17,533	33	1	40	40
Total ..	5,329	1,06,735	20	3,262	36,669	11	179	3,333	19
Total under both heads ..	109,986	33,39,057	30	42,684	15,00,367	35	5,709	1,40,430	25

Description of crops.	Eastern Nara Division—conclde						Northern and Southern Jamrao Canals Division.		
	Hiral Canal.			Total, Eastern Nara Division.			Jamrao Canal.		
	Area irrigated.	Estimated value.	Value per acre.	Area irrigated.	Estimated value.	Value per acre.	Area irrigated.	Estimated value.	Value per acre.
	Acres.	Rs.	Rs.	Acres.	Rs.	Rs.	Acres.	Rs.	Rs.
Kharif. { Rice ..	1,777	56,864	32	40,633	14,64,463	32
{ Jowar ..	114	1,254	11	2,247	38,384	16	8,845	1,98,045	20
{ Bajri ..	5,923	1,36,229	23	83,831	20,04,643	24	67,487	16,75,926	22
{ Cotton ..	5,006	1,85,222	37	81,244	29,80,780	34	102,497	35,62,112	36
{ Other crops ..	103	4,102	40	1,334	38,489	29	5,440	1,50,756	54
Total ..	12,923	3,83,689	30	209,289	65,26,759	27	184,269	55,86,839	33
Rabi. { Wheat ..	233	4,427	19	11,474	2,21,295	19	23,295	4,45,823	19
{ Barley	54	798	15	124	862	12
{ Oil-seeds ..	163	1,956	12	5,304	68,651	13	2,339	30,762	15
{ Huris	284	1,443	5	1,713	5,402	3
{ Other crops ..	11	440	40	5,485	1,12,766	21	2,797	1,15,138	27
Total ..	407	6,823	17	22,601	4,04,953	15	30,268	5,97,987	15
Total under both heads ..	13,330	3,90,512	29	231,890	69,31,712	21	214,537	61,84,826	24

STATEMENT III-E—concl'd.

Description of crops.	Total, Indus Left Bank Circle.			Grand Total for Sind.		
	Area irrigated.	Estimated value.	per Value acre.	Area irrigated.	Estimated value.	per Value acre.
	Acres.	Rs.	Rs.	Acres.	Rs.	Rs.
Kharif. { Rice ..	339,337	1,04,58,382	31	1,016,888	3,26,51,488	32
{ Jowar ..	123,931	32,09,964	26	509,347	1,16,63,177	23
{ Bajri ..	456,429	1,18,01,881	26	546,453	1,39,28,062	26
{ Cotton ..	322,082	1,16,39,939	36	324,702	1,18,01,846	36
{ Huris ..	1,654					
{ Other crops	53,382	16,96,082	31	119,626	37,53,129	31
Total ..	1,296,815	3,88,06,248	30	2,517,016	7,37,97,702	29
Rabi. { Wheat ..	103,788	21,81,845	21	317,375	95,83,269	30
{ Barley ..	3,204	66,310	21	12,173	3,00,706	25
{ Oil-seeds ..	45,595	7,19,463	16	209,554	35,05,631	17
{ Huris ..	32,710					
{ Other crops	36,188	15,27,984	22	450,910	76,53,765	17
Total ..	221,485	44,95,602	20	990,012	2,10,43,371	21
Total under both heads ..	1,518,300	4,33,01,850	29	3,507,028	9,48,41,073	27

STATEMENT IV-E.

STATEMENT

Comparative Statement of Irrigation and Rainfall

Civil district.	OF THE CIVIL DISTRICT.			WORKS SUPPLYING IRRIGATION.	
	Total area in acres.	Culturable area in acres.	Cultivated area in acres.	No.	Name.
1	2*	3*	4*	5	6
Kelat Territory ..	490,707	321,153	71,263	1	Desert Canal ..
				2	Begari Canal ..
					Total ..
Upper Sind Frontier..	1,725,057	1,232,131	577,931	3	Desert Canal ..
				4	Unharwah ..
				5	Begari Canal ..
				6	Canals from Kashmir ..
					Bund.
				7	Sukkur Canal ..
				8	Ghar Canal ..
Sukkur Collectorate ..	3,551,225	1,892,330	368,266	9	Sind Canal ..
				10	Canals in Rohri ..
					Total ..
				11	Begari Canal ..
				12	Sukkur Canal ..
				13	Ghar Canal ..
				14	Ghar Bunds ..
				15	Mahiwah ..
				16	Sind Canal ..
				17	Canals in Rohri ..
Larkana Collectorate ..	1,824,226	1,191,628	965,664	18	Garang Canal ..
				19	Rajib Canal ..
				20	Chitti Canal ..
				21	Bunds in Rohri ..
				22	Sukkur Begari Bund ..
				23	Nara supply channel ..
					Total ..
				24	Begari Canal ..
				25	Sukkur Canal ..
				26	Ghar Canal ..
				27	Ghar Bunds ..
				28	Sind Canal ..
				29	Western Nara ..
				30	New Feeder ..
				31	Pritchard Canal ..
				32	Wahurwah ..
				33	Marviwah ..
				34	Dadu Canals ..
				35	Phitta Canal ..
				36	Munchar ..
				37	Aral ..
				38	Nara Bunde ..
					Total ..

IV-E.

in Sind for the years 1925-26 and 1926-27.

Culturable area com- manded by the Irrigation Works in col. 6 in acres.	Area at present estimated as annual- ly irrigat- ed by the Works specified in col. 6.	AREA IRRIGATED IN ACRES.						RAINFALL.	
		1925-26.			1926-27.			1925-26.	1926-27.
		Kharif.	Rabi.	Total.	Kharif.	Rabi.	Total.		
7*	8*	9	10	11	12	13	14	15	16
145,401	59,207	32,189	33,026	65,215	31,462	17,722	49,184	Ins. Cts.	Ins. Cts.
131,519	22,534	16,544	4,360	-20,904	17,662	825	18,487	11 13	5 12
								9 77	
276,920	81,741	48,733	37,386	86,119	49,124	18,547	67,671
303,554	130,000	90,255	67,818	158,073	85,947	105,716	191,663	11 13	
203,244	70,000	53,131	31,617	84,748	49,570	57,890	107,460	8 61	
416,101	200,000	133,340	49,732	183,072	116,039	82,659	198,698	9 77	5 12
29,401	4,000	3,589	2,462	6,051	3,360	3,229	6,589	9 77	
50,617	36,587	9,575	3,283	12,858	6,473	5,770	12,243		
53,715	20,185	10,606	1,638	12,244	9,985	5,493	15,478	2 44	3 55
4,119	..	90	..	90	4 64	..
..
1,060,751	460,772	300,586	156,550	457,136	271,374	260,757	532,131
103,276	66,696	45,293	13,598	58,891	43,946	26,519	70,465	9 77	5 12
42,556	24,602	20,411	7,681	28,092	14,065	10,235	24,300		
830	410	101	69	70	183	227	410	3 62	4 61
1,512	1,058	95	240	335	70	126	196		
142,301	107,733	51,157	11,810	62,967	51,266	21,808	73,074		
144,120	138,231	54,182	16,015	70,197	48,577	27,441	76,018		
137,194	81,237	42,221	10,173	52,394	40,896	15,085	55,981		
9,600	5,590	1,498	2,016	3,514	604	1,800	2,404		
13,170	12,150	5,950	3,571	9,521	4,819	4,967	9,786	4 64	4 96
8,590	11,070	4,831	4,506	9,337	3,625	5,181	8,806		
5,254	2,884	578	348	926	740	2,001	2,741		
17,092	12,500	4,848	8,207	13,055	3,993	9,353	13,346		
39,522	7,972	743	10,104	10,847	434	7,629	8,063
665,017	472,133	231,908	88,338	320,246	213,218	132,372	345,590
180	90	17	17	17	78	..	78	9 77	5 12
60,620	50,335	39,171	17,011	56,182	33,128	21,977	55,105		
380,315	316,036	206,342	90,727	297,069	205,955	134,136	340,091	4 58	2 52
220	10	1	14	15		
60	10	4 64	4 96
344,403	297,900	198,063	94,502	292,565	189,651	128,192	317,843		
1,650	1,500	716	127	843	971	374	1,345	5 98	5 85
19,441	13,000	10,068	4,071	14,139	10,922	5,110	16,032		
7,150	3,150	1,825	1,908	3,733	1,916	1,906	3,822	5 48	6 47
9,521	5,900	3,809	1,956	5,765	4,143	2,416	6,559		
30,654	17,000	8,664	1,388	10,052	8,046	2,541	10,587	4 79	6 50
11,960	7,500	3,067	2,064	5,131	2,934	2,727	5,661		
19,000	20,500	552	9,833	10,385	1,520	7,545	9,065		
9,000	12,000	1,392	8,349	9,741	1,731	6,012	7,743	3 93	5 21
9,793	3,300	1,662	533	2,195	1,178	684	1,862		
903,967	748,231	475,349	232,483	707,832	462,173	313,620	775,793

STATEMENT

Civil district.	OF THE CIVIL DISTRICT.			WORKS SUPPLYING IRRIGATION.	
	Total area in acres.	Culturable area in acres.	Cultivated area in acres.	No.	Name.
1	2*	3*	4*	5	6
Karachi Collectorate ..	5,447,871	1,848,573	449,129	39 40 41 42 43 44 45 46 47 48 49	Canals North of Kotri .. Bunds North of Kotri .. Kalri .. Baghar .. Pinyari .. Indus Canals Right Bank .. Indus Canals Left Bank .. Sattah Canal .. Bunds Right Bank .. Bunds Left Bank .. Other Canals (Mulchand).
					Total ..
Thar and Parkar Collectorate.	8,727,349	4,191,519	395,368	50 51 52 53 54 55 56 57	Mithrao Canal .. Eastern Nara .. Khipro Canal .. Hiral Canal .. Thar Canal .. Jamrao Canal .. Gharo Mahmudo .. Kari Shumali ..
					Total ..
Nawalshah Collectorate.	2,499,306	1,680,834	479,284	58 59 60 61 62 63 64 65 66 67 68 69 70 71	Jamrao Canal .. Nara Sang .. Mehrabwah .. Nasrat Canal .. Dambhro .. Naulakhi .. Dad Canal .. Ren Distributary .. Renwah .. Alibahar Kacheri .. Great Marak .. Gharo Mahmudo .. Other Canals in Hyderabad Canals Division. Other Canals in Nasrat Canals Division.
					Total ..

IV-E—contd.

Culturable area com- manded by the Irrigation Works in col. 6 in acres. 7*	Area at present estimated as annual- ly irrigat- ed by the Works specified in col. 6. 8*	AREA IRRIGATED IN ACRES.						RAINFALL.	
		1925-26.			1926-27.			1925-26.	1926-27.
		Kharif.	Rabi.	Total.	Kharif.	Rabi.	Total.		
		9	10	11	12	13	14	15	16
21,780	24,819	6,418	3,126	9,544	6,150	3,884	10,074	Ins. Cts. } 4 8	Ins. Cts. 7 62
1,150	80		
40,317	28,900	14,418	4,421	18,839	14,178	5,103	19,281	1 93	8 99
95,301	51,800	33,715	10,966	44,681	33,723	12,301	46,024	3 35	9 3
185,600	119,620	81,615	19,983	101,598	85,030	16,196	101,226	4 40	9 66
173,701	49,600	22,272	6,187	28,459	25,707	5,573	31,280	2 82	8 46
84,048	52,258	39,722	3,301	43,023	35,879	3,915	39,794	3 97	10 9
34,294	17,229	14,688	481	15,169	14,884	908	15,792	4 62	12 83
18,296	6,910	5,065	665	5,730	3,770	939	4,709	3 17	8 65
6,773	4,747	4,919	400	5,319	5,385	2,041	7,426	3 30	7 39
14,389	5,658	3,866	1,677	5,543	4,155	983	5,138
675,649	361,621	226,698	51,207	277,905	228,901	51,843	280,744
405,699	96,500	95,902	4,601	100,503	104,657	5,329	109,986	2 79	4 19
455,914	46,000	40,405	3,495	43,900	46,293	5,795	52,088	2 79	..
33,845	4,900	4,415	62	4,477	5,530	179	5,709	2 85	0 29
50,154	13,000	10,644	572	11,216	12,923	407	13,330	1 86	0 75
136,000	40,000	34,266	2,016	36,282	39,422	3,262	42,684	2 14	13 10
599,933	158,890	136,443	13,634	150,077	137,518	24,662	162,180	2 6	10 88
29,204	2,970	4,404	138	4,542	4,525	174	4,699	5 56	9 8
22,783	4,900	4,288	120	4,408	4,477	215	4,692	4 86	9 13
1,733,532	367,160	330,767	24,638	355,405	355,345	40,023	395,368
201,976	52,000	47,599	1,161	48,760	46,738	5,606	52,344	5 26	5 66
2,529	60	18	13	31	30	..	30
63,946	7,510	7,012	571	7,583	7,501	610	8,111
323,113	88,005	82,936	2,953	85,889	88,472	7,654	96,126	3 90	3 18
51,290	16,230	13,505	1,159	14,664	12,903	2,789	15,692	3 46	4 66
162,189	52,189	49,348	4,769	54,117	46,320	8,227	54,547	4 40	4 43
313,721	117,600	97,744	17,278	115,022	98,817	23,182	121,999	5 33	6 69
12,756	8,000	7,719	831	8,550	6,955	1,147	8,102	6 83	5 15
1,558	600	275	253	528	408	262	670	6 83	5 15
42,615	9,500	11,997	566	12,563	11,427	805	12,232	6 71	6 63
114,289	68,525	61,161	4,906	66,067	68,589	5,121	73,710	7 29	6 87
51,275	22,000	19,878	2,682	22,560	19,650	2,599	22,249	5 56	9 8
4,417	1,200	693	222	915	890	462	1,352
20,480	2,400	920	2,379	3,299	1,106	1,422	2,528	7 31	3 43
1,366,154	445,810	400,805	39,743	440,548	409,806	59,886	469,692

STATEMENT

Civil district.	OF THE CIVIL DISTRICT.			WORKS SUPPLYING IRRIGATION.	
	Total area in acres.	Culturable area in acres.	Cultivated area in acres.	No.	Name.
1	2*	3*	4*	5	6
Hyderabad Collecto- rate.	2,834,697	2,303,066	654,369	72	Jamrao Canal ..
				73	Alibahar Kacheri ..
				74	Great Marak ..
				75	Gharo Mahmudo ..
				76	Sarfraz ..
				77	Kari Shumali ..
				78	Nasirwah ..
				79	Other Canals in Hyder- abad Canals Division.
				80	Fuleli Canal ..
				81	Hassanali Canal ..
				82	Other Canals in Fuleli Canals Division.
					Total ..
	27,169,123	14,676,528	3,961,274		Grand Total ..

* Note.—The difference in the figures in columns 2, 3, 4, 7 and 8 as compared with the

IV-E—concl'd.

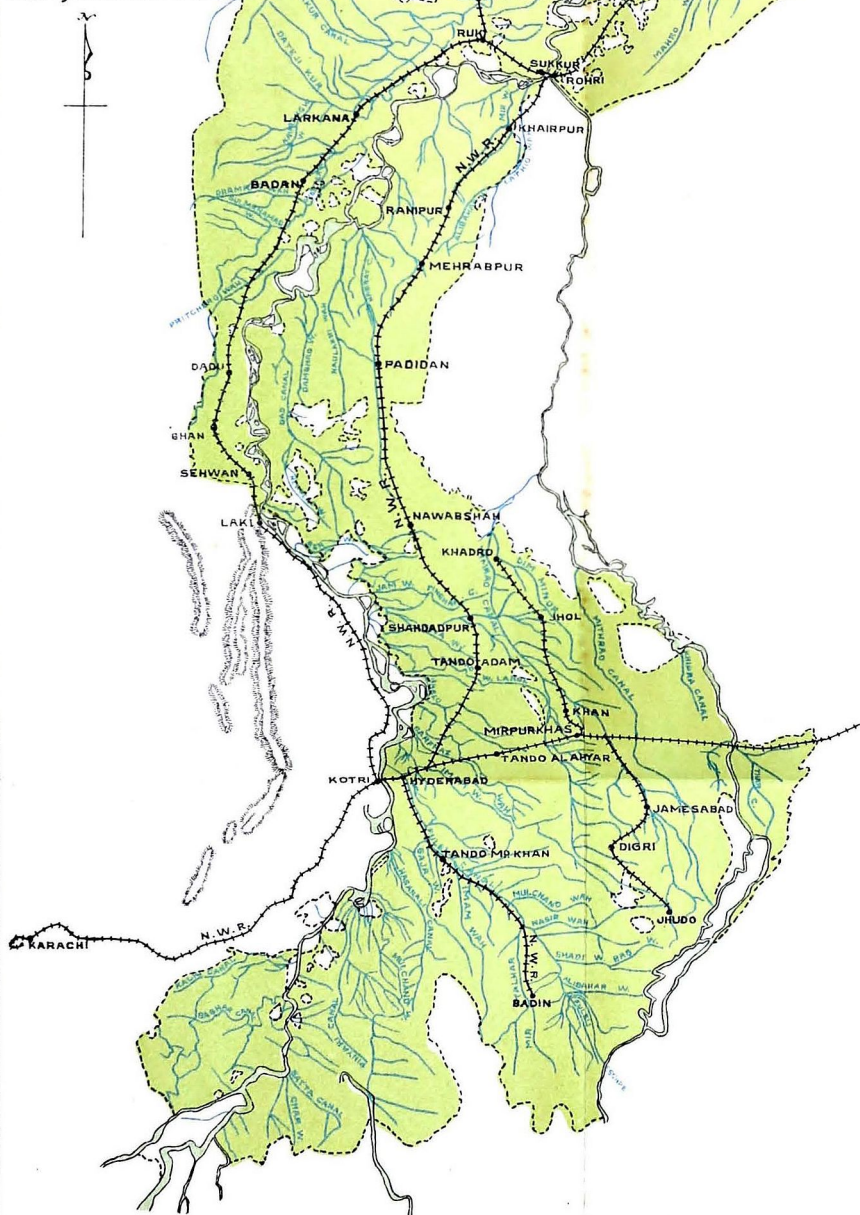
Culturable area com- manded by the Irrigation Works in col. 6 in acres. 7*	Area at present estimated as annual- ly irrigat- ed by the Works specified in col. 6. Acres. 8*	AREA IRRIGATED IN ACRES.						RAINFALL.	
		1925-26.			1926-27.			1925-26.	1926-27.
		Kharif.	Rabi.	Total.	Kharif.	Rabi.	Total.	15	16
9	10	11	12	13	14	15	16		
2,626	13	..	10	10	13	..	13	Ins. Cts.	Ins. Cts.
12,578	1,395	1,418	87	1,505	1,327	68	1,395	6 7	6 63
33,924	9,393	7,512	1,677	9,189	7,717	1,676	9,393	7 29	6 87
111,992	56,277	43,222	11,768	54,990	45,029	11,248	56,277	5 56	9 8
107,194	25,378	24,572	2,110	26,582	22,885	2,493	25,378	3 67	9 88
268,868	36,021	33,331	2,116	35,447	33,749	2,272	36,021	4 86	9 13
118,860	30,062	29,127	2,976	32,103	27,008	3,054	30,062	4 55	7 93
310	46	7	26	33	26	20	46
1,459,299	433,036	335,202	110,722	445,924	346,753	86,283	433,036	2 51	13 81
77,933	20,491	16,958	2,026	18,984	18,642	1,849	20,491	1 77	12 42
80,301	27,927	23,726	2,455	26,181	23,926	4,001	27,927	2 15	11 41
2,273,955	640,039	515,075	135,873	650,948	527,075	112,964	640,039		
8,955,945	3,577,507	2,529,921	766,218	3,296,139	2,517,016	990,012	3,507,028		

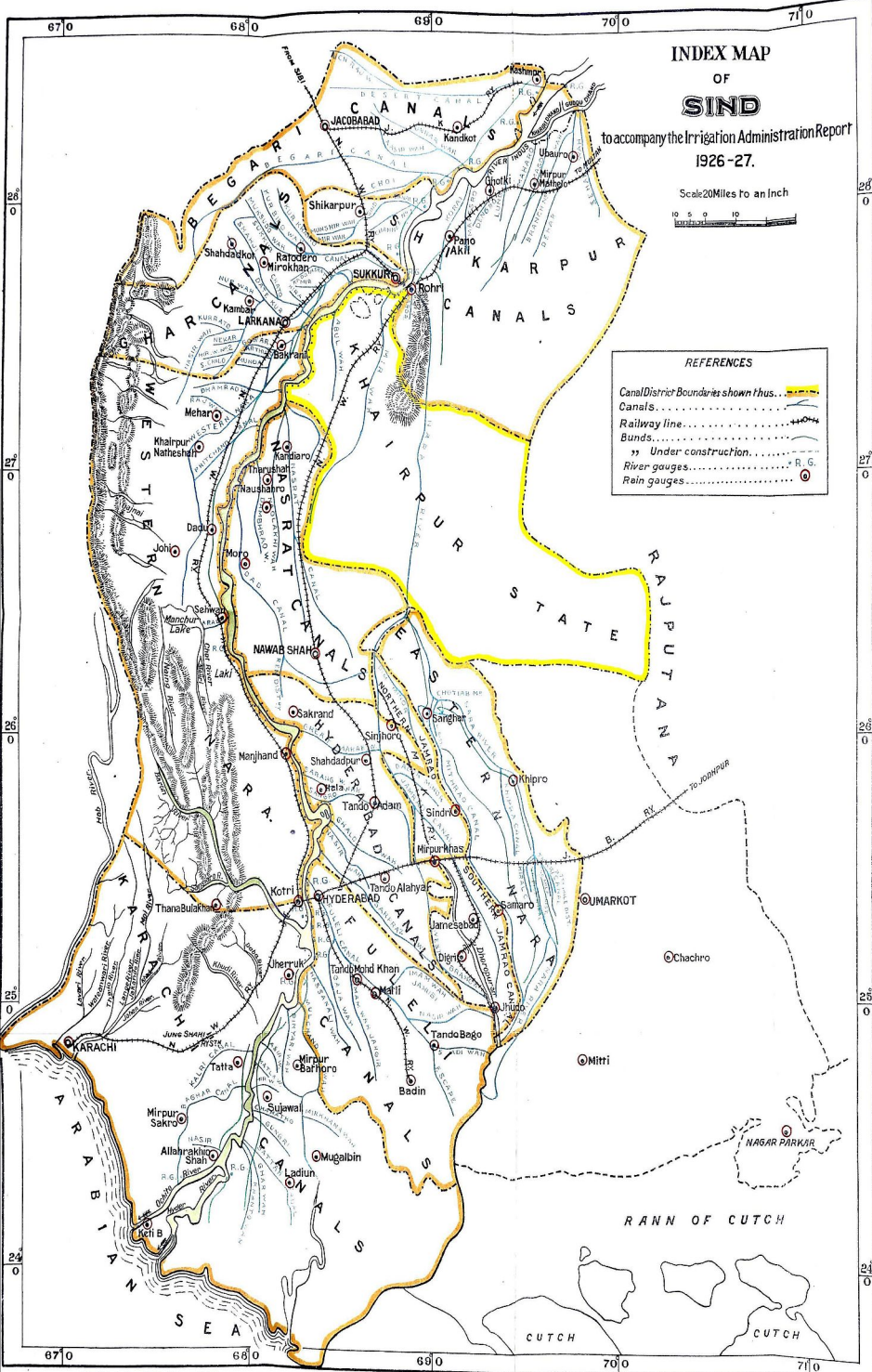
figures of last year is due to revised figures reported by the Collectors.

MAP OF SIND
 SHOWING
ALL AREAS IRRIGATED
 BY
EXISTING INUNDATION CANALS.
 TO ACCOMPANY THE IRRIGATION ADMINISTRATION REPORT,
 1926-27

Scale 28 Miles = 1 Inch.

Average annual cultivation,
 in whole of Sind... 3,478,000 acres.
 in barrage canals zone 2,317,000.

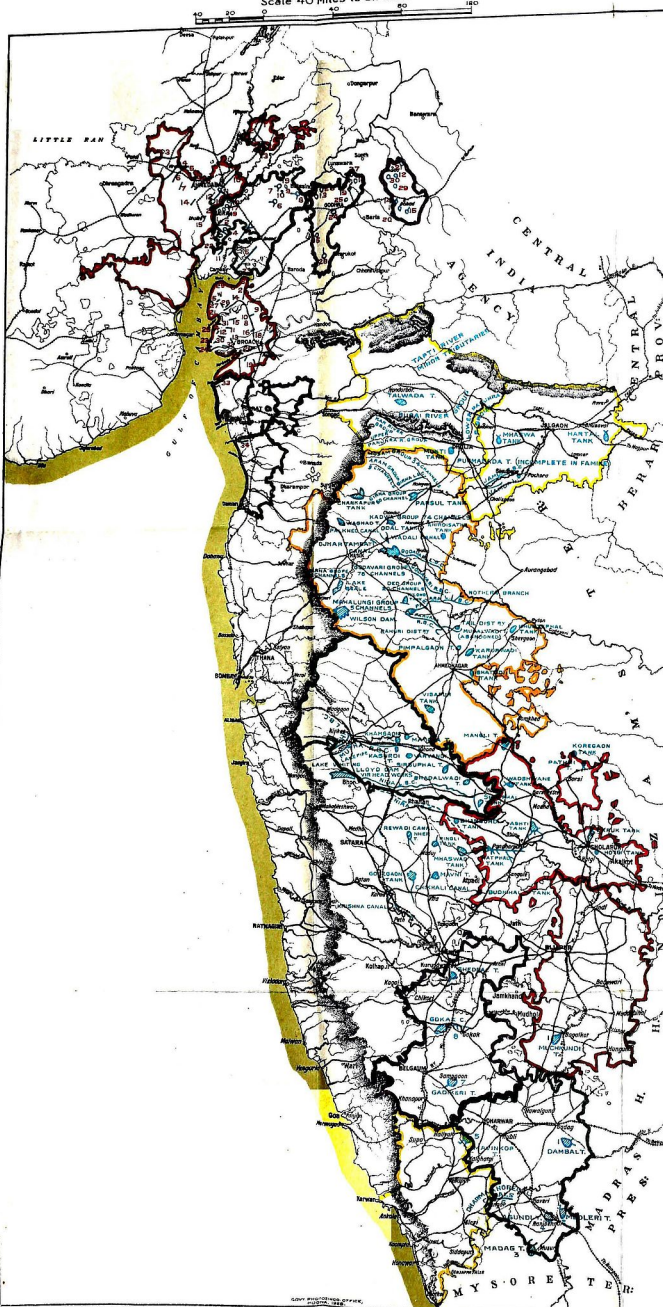




MAP OF DECCAN & GUJARAT.

To accompany the Irrigation Administration Report,
1926-27.

Scale 40 Miles to an Inch.



AHMEDABAD DIVISION.

AHMEDABAD DISTRICT.

Works in Operation.

- | | |
|------------------------------|---|
| 1. Hathmati Canal | 8. Chakla Drain |
| 2. Bokh Reservoir | 10. Khari Cut |
| 3. Farar Indragiri Drainage | 11. Chaudhri Tank |
| 4. Virengam Drainage | 12. Vani Reservoir |
| 5. Narsingpur Drainage | 13. Tinda Tank |
| 6. Ghodi Ponds | 14. Bhayla Feeder |
| 7. Ogan Drain | 15. Eastern & Western Drainage at Dhoka |
| 8. Drain from Godhri to Gora | |

KANRA DISTRICT.

KAIRA & PANCH MAHALS DIVISION.

I (KAIRA).

Works in Operation.

1. Motor Drain
2. Tranjia Tank
3. Nagarna Tank
4. Asand Mogli Drain
5. Karamand Drain
6. Nait Tank
7. Sauti Tank
8. Wangroli Tank
9. Phadur Tank
10. Matweli Tank
11. Tazpur Gaud Drain

Incomplete Works.

22. Patali Tank
23. Kanbha Tank

II (PANCH MAHALS).

- | | |
|--------------------------|--------------------------|
| 12. Masdan Tank | 24. Keshla Tank |
| 13. Ratnashwar Tank | 25. Grenda Tank |
| 14. Moudla Tank | 26. Gudi Tank |
| 15. Gafada Tank | 27. Rajpota Wandell Tank |
| 16. Molas Tank | 28. Wada Tank |
| 17. Fudra Tank | 29. Sali River Project |
| 18. Dargista Tank | 30. Wardi Sapal Tank |
| 19. Beldia Tank | |
| 20. Chhorboda Anhil Tank | |
| 21. Pans Tank | |

SURAT & BROACH DIVISION.

I (BROACH).

Works in Operation.

1. Kora-Madhapur-Jamun
2. Nabareena-Kotana
3. Nandhara-Nagar
4. Amarpur-Nadad
5. Sindhar Drainage Channel
6. Wameta
7. Channel from Ubar Vile to meet channel near Daba
8. Kovan Isla Drainage Chl. including Drainage Chl. in Gading Danda and Chinnabha
9. Ghumad Drainage Chl. including Danda and Chinnabha
10. Ninun Channel
11. Sundhwar Padsha Channel
12. Pakhyan-Amhal Channel
13. Nafidabad Channel
14. Jalsa Channel
15. One-Vichid-Badalpur Chal.
16. Rabul Channel
17. Waghona Drainage Channel
18. Wani Channel
19. Aho Hapt Channel
20. Aho Channel
21. Asana Reclamation Band
22. Harnet
23. Protective Band at Kodora
24. do do at Lohigam
25. do do at Haritaga
26. do do at Goudhar
27. Band at Naka Village
28. do at Idampur
29. do between Nafa and Drela Villages
30. do at Drela
31. do at Aldar
32. do at Sora

II (SURAT).

Works in Operation.

33. Morbha Channel
34. Waghri Protective Works

WEST KHANDESH DIVISION.

Works in Operation.

1. Mukli Tank
2. Talsada do
3. Tapi River Minor Tributaries
4. Upper Tapija River Group
5. Lower Tapija River Group
6. Bura River Group
7. Kan do do

Incomplete Work.

8. Pernappa Tank

EAST KHANDESH DIVISION.

Works in Operation.

1. Jarda R. B. Canal
2. do L. B. do
3. Mhansa Tank
4. Marala do

NASIK IRRIGATION DIVISION.

Works in Operation.

1. Waghdi Tank
2. Chumbhar Tank
3. Kharsidhe Tank
4. Gira L. B. Canal
5. Pilibid do
6. Wadli do
7. Other Tanks Canal
8. Pinnal Tank
9. Gira Group
10. Aram do
11. Mosam Group
12. Gaudari do
13. Kalesa do
14. Dada do
15. Duo do
16. Mah-shingi Group
17. Darna Reservoir (Lake Beale)
18. Gira L. B. Canal Extension
19. Wihra Dam at Bhundandara

Works under Construction-Incomplete Works.

20. Odal Tank

PRAYAGA CANALS DIVISION.

Works in Operation.

1. Godavari R. B. Canal
2. do L. B. do
3. Pravara R. B. Canal
4. Pravara L. B. Canal
5. Lala Canal

Works under Construction.

5. Vinspur Tank

NIRA L. B. CANAL DIVISION.

Works in Operation.

1. Nira L. B. Canal
2. Slutphal Tank

Work under Construction.

- Lloyd Dam at Bhogur (New Lake Whiting)

Work in Operation.

1. Lake Whiting

MUTHA CANALS DIVISION.

Work under Construction.

1. Nira R. B. Canal (from mile 0 to 47)

Works in Operation.

2. Lake Fira (Mutha Canals)
3. Roshu Tank
4. Kowadi Tank
5. Shrimphal Tank
6. Bhadswadi Tank

Incomplete Works.

7. Khomgaon Tank
8. Verrand Tank

MAHSIRAS DIVISION.

Work under Construction.

- Nira R. B. Canal (from mile 48 to 109)

Work in Operation.

1. Mhansad Tank

Incomplete Works.

2. Bhambholi Tank
3. Buthol Tank

SHOLAPUR DIVISION.

Works in Operation.

1. Ekrak Tank
2. Adli do
3. Pathi do
4. Wadhivane Tank
5. Korogon do

Incomplete Works.

6. Hothi Tank
7. Manaji Tank

SATARA DIVISION.

Works in Operation.

1. Krishna Canal
2. Moyl Tank
3. Upper Main River Works
4. Yarla River Works
5. Chikhal Canal
6. Fingli Tank
7. Korgoon Tank
8. Niran Tank
9. Rowdi Canal

Incomplete Work.

BEJAPUR DIVISION.

Work in Operation.

1. Sholhal Tank

BIJAPUR DIVISION.

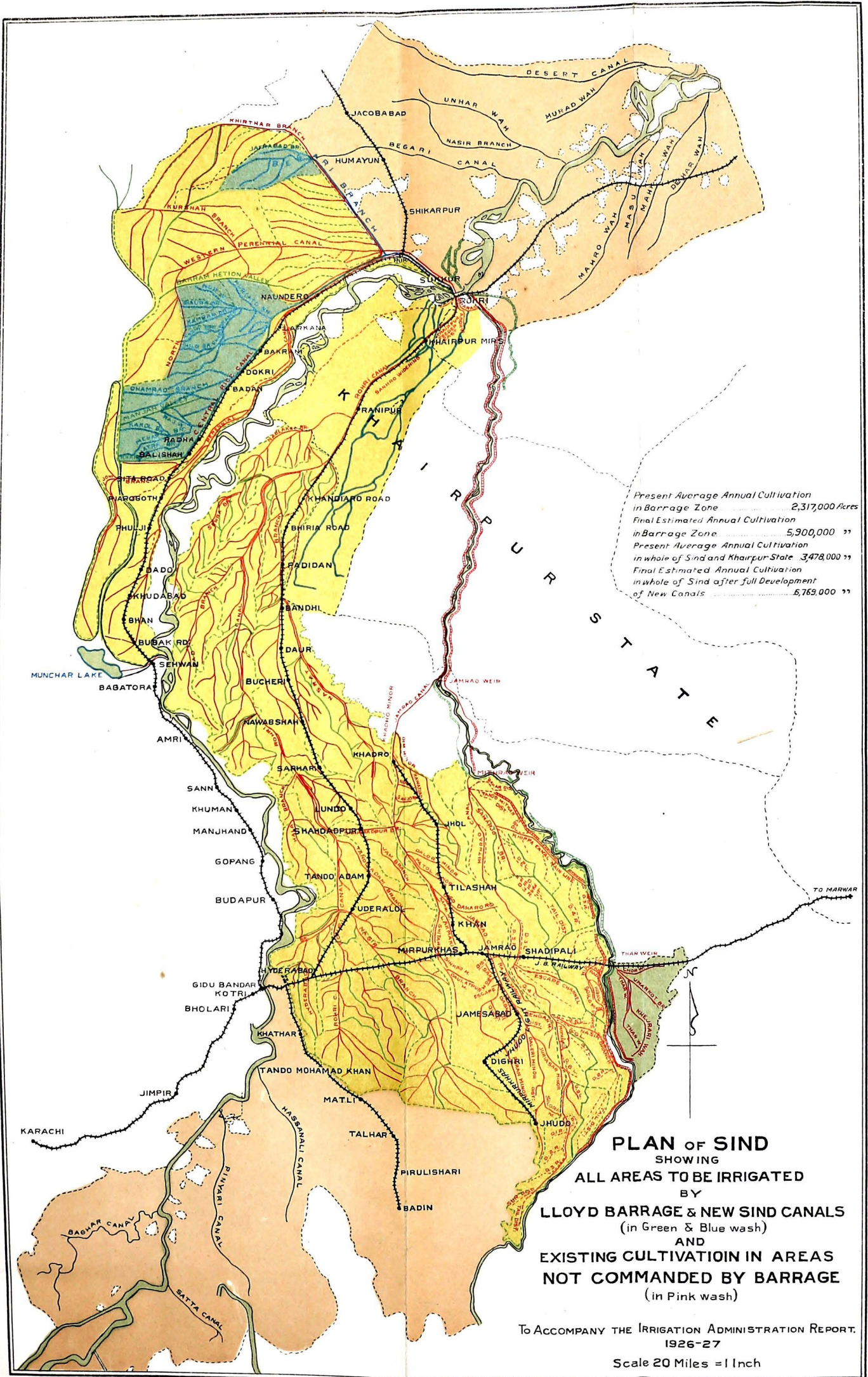
Work in Operation.

1. Mahabund Tank

DHARWAR IRRIGATION DIVISION.

Works in Operation.

1. Dambal Tank
2. Medini do
3. Madga do
4. Amadi do
5. Navishop do
6. Dharna and Nargal Canals
7. Gulkhet Tank
8. Gubak Canal - 1st Section and Storage Works



Present Average Annual Cultivation
in Barrage Zone 2,317,000 Acres
Final Estimated Annual Cultivation
in Barrage Zone 5,900,000 "
Present Average Annual Cultivation
in whole of Sind and Khairpur State 3,478,000 "
Final Estimated Annual Cultivation
in whole of Sind after full Development
of New Canals 6,769,000 "

PLAN OF SIND
SHOWING
ALL AREAS TO BE IRRIGATED
BY
LLOYD BARRAGE & NEW SIND CANALS
(in Green & Blue wash)
AND
EXISTING CULTIVATION IN AREAS
NOT COMMANDED BY BARRAGE
(in Pink wash)

TO ACCOMPANY THE IRRIGATION ADMINISTRATION REPORT.
1926-27
Scale 20 Miles = 1 Inch